

RECEIVED

By Alameda County Environmental Health 2:33 pm, May 28, 2015

Ms. Barbara Jakub
Alameda County Health Care Services Agency
1131 Harbor Bay Parkway
Alameda, CA 9502-6577


Subject: Former Val Strough Chevrolet Site
327 34th Street, Oakland, CA
Site ID #3035, RO#0000134

Dear Ms. Jakub:

This enclosed report has been prepared by LRM Consulting, Inc. on behalf of the Strough Family Trust. I declare, under penalty of perjury, that the information and/or recommendations contained in the attached document or report is true and correct to the best of my knowledge.

If you have any questions, please contact Mr. Mehrdad Javaherian of LRM Consulting, Inc. at 650-343-4633.

Sincerely,

A handwritten signature in black ink, appearing to read 'Linda L. Strough', written in a cursive style.

Linda L. Strough, Trustee

cc: Mehrdad Javaherian, LRM Consulting, Inc.
534 Plaza Lane, #145, Burlingame, CA 94010

Greggory Brandt, Wendel Rosen Black & Dean
1111 Broadway, 24th Floor, Oakland, CA 94607

May 26, 2015

Karel Detterman, P.G.
Alameda County Health Services Agency (County)
1131 Harbor Bay Parkway, Suite 250
Alameda, CA 94502-6577

Re: Supplemental Groundwater, Soil Vapor and Soil Matrix Sampling In Support of Site Closure under Low Threat Closure Policy
Former Val Strough Chevrolet, 327 34th Street, Oakland, CA
RO00034

Ms. Detterman:

In response to the County's request during our meeting on Friday, March 6, 2015, LRM Consulting, Inc. (LRM) performed supplemental groundwater, soil matrix, and soil vapor sampling in support of the requested closure of the above-referenced site in concert with the state's Low Threat Closure Policy (LTCP) for petroleum hydrocarbon release sites. Specifically, per the direct request of the County, the following supplemental sampling was conducted in April 2015, in support of closure via the LTCP guidelines, and per the County-approved letter workplan:

- Collection of a final round of groundwater samples at wells MW2, MW9A, and DPE1, with sample analyses expanded to include the full suite of volatile organic compounds (VOCs) via EPA Method 8260B, and semi-volatile organic compounds (SVOCs) via EPA Method 8270.
- Collection of shallow soil samples (for total petroleum hydrocarbon as gasoline [TPH-g] and diesel [TPH-d]) at 3, 6, and 9 feet below ground surface (bgs) at soil borings SB-14 and SB-15 advanced in the immediate vicinity of monitoring wells MW2 and MW9A, respectively (see Figure 1).
- Collection of shallow soil vapor samples (for TO-15 and oxygen analyses) from 5 feet bgs at shallow soil vapor probes (VM-1 and VM-2) installed immediately adjacent to MW2 and MW9A, respectively (see Figure 1).

Soil and groundwater sampling was performed per procedures previously approved by the County and implemented by LRM at this site, while soil vapor sampling procedures, including both field and laboratory leakage tests, followed the Department of Toxic Substances Control ([DTSC], 2011) guidelines. Sampling field sheets are included as Attachment 1.

Groundwater Sampling Results

Table 1 summarizes the historical groundwater monitoring results for the site, herein expanded for results of the full suite of VOC and SVOC sampling at MW2, MW9A, and DPE1

during the April 2015 round of supplemental LTCP closure sampling. The laboratory analytical report is included as Attachment 2 herein. As indicated in Table 1, no chlorinated VOCs were detected in groundwater, while select SVOCs and VOCs consistent with the hydrocarbon range historically used at the site were detected; however, none with concentrations of significant concern, with only naphthalene (maximum concentration of 509 ug/L), 2,4-dimethylphenol (maximum concentration of 111 ug/L), and 2-methylphenol (maximum concentration of 223 ug/L) among the newly analyzed suite of chemicals reported at concentrations which exceeded drinking water standards (see Table 1).

Based on these results, no significant waste oil impacts are deemed present and/or posing a threat to downgradient water quality, with the current levels of the gasoline-range hydrocarbon impacts associated with the historical gasoline underground storage tank (UST) at the site having already been deemed insignificant by the County during the March 6, 2015 meeting. Therefore, no further groundwater sampling is recommended at the site.

Bioattenuation Zone Soil Sampling Results

To evaluate for the presence of a bioattenuation zone serving to minimize the potential for vapor intrusion at the site, soil samples were collected from the top 10 feet (3 feet bgs, 6 feet bgs, and 9 feet bgs) of the soil column at soil borings SB-14 and SB-15 (see Figure 1). These results, summarized in Table 2 (see Attachment 3 for laboratory analytical report), indicate the absence of TPH-g above detection limits in all soil samples, and the residual presence (maximum concentration of 1.4 mg/kg) of TPH-d in soil samples collected from SB-14. All detected concentrations remain well below the 100 mg/kg bioattenuation zone threshold adopted by the LTCP guidelines.

Based on these results, a bioattenuation zone sufficient to eliminate the potential of any significant vapor intrusion impacts exists beneath the site. The presence of this zone is further corroborated through the analysis of oxygen levels in soil vapor samples discussed below.

Shallow Soil Vapor Sampling Results

To further supplement the bioattenuation zone soil sampling referenced above, shallow soil vapor sampling results from newly installed shallow vapor probes VM-1 and VM-2 yielded benzene, ethylbenzene, and naphthalene concentrations in soil vapor that remain well below the LTCP vapor intrusion thresholds for both residential and commercial/industrial land use with an established bioattenuation zone (see Table 3, and Attachment 4 for laboratory analytical report). Moreover, oxygen concentrations detected at both vapor probe locations were detected at 16%, well above the 4% oxygen threshold for bioattenuation of hydrocarbons in vapors under LTCP guidelines. Also worth noting is that helium results remained below detection limits (see Table 3), confirming the integrity of the vapor samples relative to potential leakage during sampling.

Based on these results, vapor intrusion is not considered a complete exposure pathway at the site, and a formal recommendation is accordingly set forth for closure of the site with no further action and no restrictions on land use. A deed restriction prohibiting installation and use of shallow water supply wells onsite will likely be necessary as part of the closure.

Closing

LRM appreciates the County's timely review of the document, and for its oversight and support of this project. If you have any questions, please contact Mehrdad Javaherian at 415-706-8935 or at mehrdad@lrm-consulting.com.

LRM Consulting, Inc.

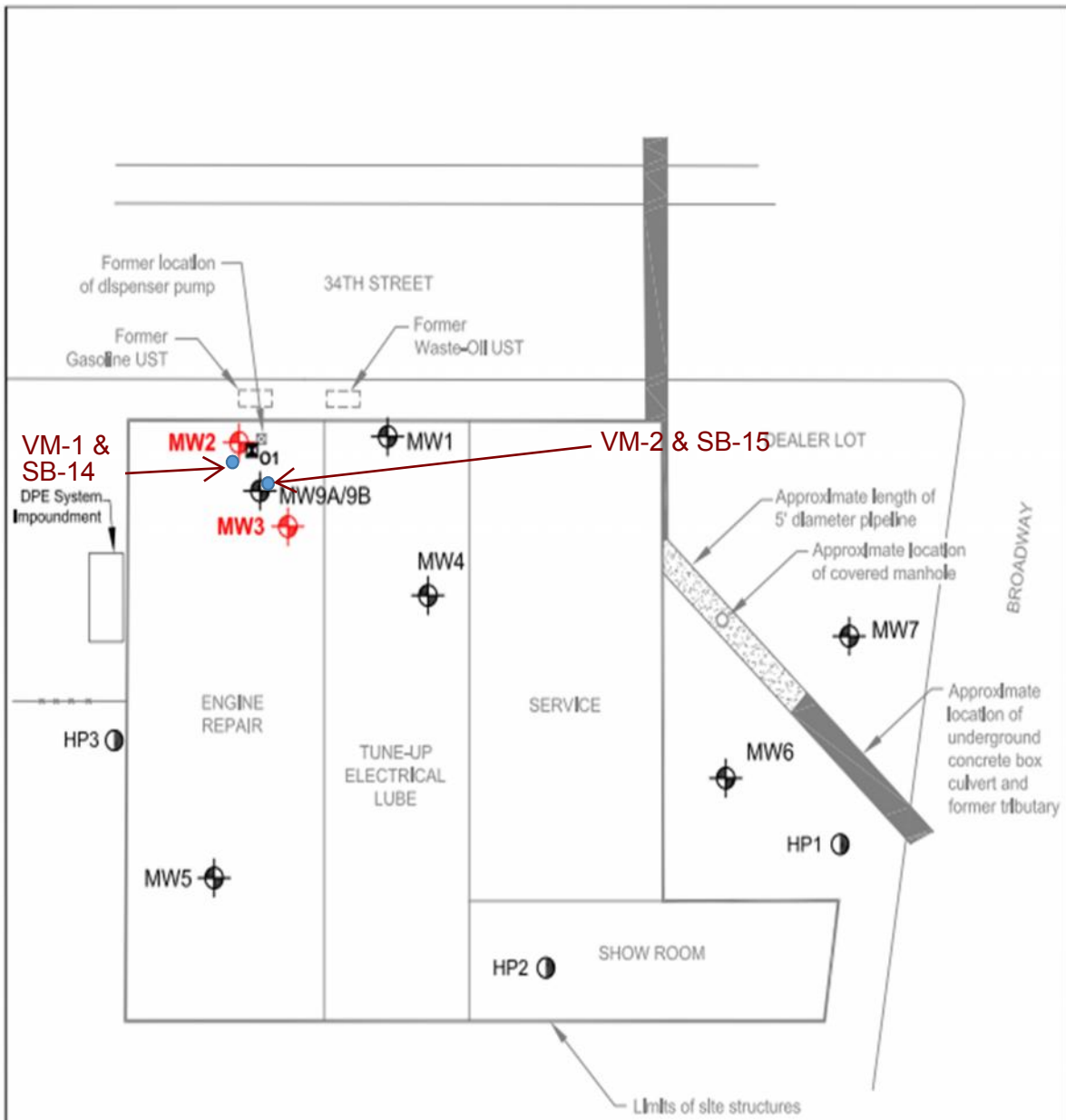


Mehrdad Javaherian, Ph.D., MPH, PE, LEED®GA

Enclosure

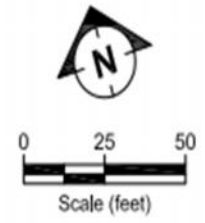


FIGURE



LEGEND:

- HP2 ● Grab groundwater sampling location
- MW5 ⊕ Groundwater monitoring well
- MW2 ⊕ DPE Extraction Well
- Soil vapor probe and adjacent soil boring location



Supplemental Sample Locations
327 34th Street
Oakland, CA

FIGURE:
1

TABLES

TABLE 1 CUMULATIVE GROUNDWATER ELEVATION AND ANALYTICAL DATA
FORMER VAL STROUGH CHEVROLET, 327 34th STREET OAKLAND, CALIFORNIA

Well Number	Date	Casing Elevation (feet)	Depth to Water (feet)	GW Elevation (feet)	SPH Thickness (feet)	Concentration (µg/L)																							
						Benzene	Toluene	Ethyl-benzene	Total Xylenes	TPH-g	TPH-d	TPH-mo	MTBE	TBA	n-Butylbenzene	sec-Butylbenzene	Isopropal-benzene	p-Isopropal toluene	Naphthalene	n-Propyl benzene	1,2,4-Trimethyl benzene	1,3,5- Trimethyl benzene	2,4- Dimethyl phenol	1-Methyl naphthalene	2-Methyl naphthalene	2-Methyl phenol	3&4-Methyl phenol		
MW2	03/13/15				0.00	123	449	458	1994	10700	320	320	3.3	--	9.4	8.2	40.2	4.8	188	83.6	586	223	111	16.4	--	--	--	--	
MW9A	09/10/09	65.90	22.51	43.39	0.00	7,800	33,000	4,500	25,000	160,000	<20,000	410	1,800	780	--	--	--	--	--	--	--	--	--	--	--	--	--	--	--
MW9A	12/04/09	65.90	24.42	41.48	0.00	--	--	--	--	--	--	--	--	--	--	--	--	--	--	--	--	--	--	--	--	--	--	--	--
MW9A (m)	12/28/09	65.90	24.62	41.28	sheen	12,000	34,000	4,300	24,000	180,000	<200,000	3,400	2,100	680	--	--	--	--	--	--	--	--	--	--	--	--	--	--	--
MW9A	03/10/10	65.90	22.30	43.60	0.00	15,000	42,000	4,800	26,000	210,000	<40,000	250	2,300	--	--	--	--	--	--	--	--	--	--	--	--	--	--	--	--
MW9A	05/28/10	65.90	22.62	43.29	(n)	0.02	Not Sampled due to Free Product																						
MW9A	08/26/10	65.90	23.21	42.70	0.00	2,600	19,000	3,000	22,000	150,000	<500,000	11,000	75	--	--	--	--	--	--	--	--	--	--	--	--	--	--	--	--
MW9A	09/21/10	65.90	NM	NC	0.00	1,400	9,600	1,600	12,000	70,000	--	--	--	--	--	--	--	--	--	--	--	--	--	--	--	--	--	--	--
MW9A	12/22/10	65.90	22.63	43.28	0.00	4,400	17,000	1,900	13,000	83,000	<1500	<100	250	--	--	--	--	--	--	--	--	--	--	--	--	--	--	--	--
MW9A	03/16/11	65.90	20.31	45.60	0.00	4,900	22,000	2,800	20,000	130,000	<1500	230	620	--	--	--	--	--	--	--	--	--	--	--	--	--	--	--	--
MW9A	06/21/11	65.90	20.36	45.55	0.00	16	33	39	230	2800	<300	<100	28	--	--	--	--	--	--	--	--	--	--	--	--	--	--	--	--
MW9A	09/14/11	65.90	22.24	43.67	0.00	3700	17000	2800	21000	120000	<25000	1400	720	--	--	--	--	--	--	--	--	--	--	--	--	--	--	--	--
MW9A	12/01/11	65.90	23.02	42.89	0.00	3,700	14,000	2,000	15,000	98,000	<2000	410	670	--	--	--	--	--	--	--	--	--	--	--	--	--	--	--	--
MW9A	03/08/12	65.90	22.90	43.01	0.00	4600	16000	2100	17000	97000	<300	<100	810	--	--	--	--	--	--	--	--	--	--	--	--	--	--	--	--
MW9A	06/04/12	65.90	21.51	44.40	0.00	3,800	12,000	1,300	13,000	93,000	<300	<100	860	--	--	--	--	--	--	--	--	--	--	--	--	--	--	--	--
MW9A	09/06/12	65.90	23.60	42.31	0.00	2,800	13,000	1,800	13,000	110,000	<800	430	420	--	--	--	--	--	--	--	--	--	--	--	--	--	--	--	--
MW9A	12/14/12	65.90	21.30	44.61	0.00	2,800	17,000	2,800	16,000	130,000	<200	<100	98	--	--	--	--	--	--	--	--	--	--	--	--	--	--	--	--
MW9A	03/27/13	65.90	22.09	43.82	0.00	1,500	9,700	2,500	14,000	80,000	54	<100	56	--	--	--	--	--	--	--	--	--	--	--	--	--	--	--	--
MW9A	06/18/13	65.90	22.55	43.36	0.00	1,300	7,300	1,900	11,000	66,000	250	150	16	--	--	--	--	--	--	--	--	--	--	--	--	--	--	--	--
MW9A	09/24/13	65.90	23.30	42.61	0.00	870	6,000	1,800	11,000	58,000	100	<100	<15	--	--	--	--	--	--	--	--	--	--	--	--	--	--	--	--
MW9A	12/10/13	65.90	23.43	42.48	0.00	410	5,300	2,400	13,000	65,000	58	<100	<15	--	--	--	--	--	--	--	--	--	--	--	--	--	--	--	--
MW9A	03/04/14	65.90	22.61	43.30	0.00	220	4,300	2,000	11,000	71,000	280	140	<15	--	--	--	--	--	--	--	--	--	--	--	--	--	--	--	--
MW9A	06/11/14	65.90	22.61	43.30	0.00	77	1800	1400	6000	58000	390	<100	<9.0	--	--	--	--	--	--	--	--	--	--	--	--	--	--	--	--
MW9A	09/30/14	65.90	23.20	42.71	0.00	370	1600	1600	6800	51000	800	<100	27	--	--	--	--	--	--	--	--	--	--	--	--	--	--	--	--
MW9A	12/18/14	65.90	20.65	45.26	0.00	150	1200	1400	6100	46000	200	<100	<9	--	--	--	--	--	--	--	--	--	--	--	--	--	--	--	--
MW9A	03/13/15				0.00	488	1570	1280	5940	35600	160	<100	16.7	--	27.8	22.6	167	12.2	441 / 509	386	2690	738	58.9	141	223	47.7	42		
DPE-1	09/24/13	65.91	22.94	42.97	0.00	380	5000	2400	15000	99000	660	<100	<20	--	--	--	--	--	--	--	--	--	--	--	--	--	--	--	--
DPE-1	03/04/14	65.91	22.42	43.49	0.00	63	890	440	4000	26000	180	<100	<5.0	--	--	--	--	--	--	--	--	--	--	--	--	--	--	--	--
DPE-1	06/11/14	65.91	22.42	43.49	0.00	62	990	660	3600	28000	180	<100	8.2	--	--	--	--	--	--	--	--	--	--	--	--	--	--	--	--
DPE-1	12/18/14	65.91	20.30	45.61	0.00	120	1000	580	3900	32000	<50	<100	7.5	--	--	--	--	--	--	--	--	--	--	--	--	--	--	--	--
DPE-1	03/13/15				0.00	110	761	561	3520	19900	0.13	<100	<3.1	--	20.7	17.8	77.8	9.4	299	191	1470	421	<52.1	57.9	53.3	12.6	29.7		

Drinking Water Standards (Water Board, 2013)						1	150	300	1800	100	100	100	5	N/A	N/A	N/A	N/A	6.1	N/A	N/A	N/A	100	N/A	10	N/A	N/A
--	--	--	--	--	--	---	-----	-----	------	-----	-----	-----	---	-----	-----	-----	-----	-----	-----	-----	-----	-----	-----	----	-----	-----

- SPH Separate-phase hydrocarbons.
- GW Groundwater.
- TPH-g Total Petroleum Hydrocarbons quantified as gasoline.
- TPH-d Total Petroleum Hydrocarbons quantified as diesel.
- TPH-mo Total Petroleum Hydrocarbons quantified as motor oil.
- MTBE Methyl tertiary butyl ether.
- TBA Tertiary Butyl Alcohol
- NC Not calculated.
- NS Not surveyed
- N/A Not Applicable
- µg/L Micrograms per liter.
- * SPH present; not sampled.
- ** Well MW4 elevation modified due to site renovation activities. Not Surveyed.
- Not analyzed or not sampled.
- < Less than the laboratory reporting limits.
- a Elevations are referenced to monitoring well MW1, with assumed datum of 100.00 feet.
- b Elevations based on a survey conducted August 2002 and referenced benchmark with known elevation (NGVD 29) of 60.40 feet above mean sea level.
- c Analysis not conducted due to broken sample containers.
- d Hydrocarbon reported in the gasoline range does not match laboratory gasoline standard.
- e Groundwater elevation in wells with LPH are corrected by multiplying the specific gravity of gasoline (0.69) by the LPH thickness and adding this value to the water elevation.
- f Hydrocarbon reported is in the early diesel range, and does not match the laboratory diesel standard.
- g Sample contained discrete peak in gasoline range and identified by lab as MTBE.
- h Quantity of unknown hydrocarbon(s) in sample based on diesel.
- i The concentration reported reflect(s) individual or discrete unidentified peaks not matching a typical fuel pattern.
- j Depth to groundwater is based on the depth of the stingers.
- k Quantity of unknown hydrocarbon(s) in sample based on motor oil.
- l Resurveyed Prior to 1st Quarter 2009 Measurements
- m The well was not purged due to insufficient water.
- n Groundwater elevation corrected by substituting the "product thickness" in the water column of the well with thickness of the groundwater equivalent, determined by multiplying the specific gravity of gasoline (0.739) by the "product thickness".
- o Some hydrocarbons lower-boiling, some higher-boiling than diesel.

TABLE 2 SOIL ANALYTICAL DATA
 FORMER VAL STROUGH CHEVROLET, 327 34th STREET OAKLAND, CALIFORNIA

Boring Number	Sample Date	Sample Depth (feet)	Concentration in mg/kg	
			TPH-g	TPH-d
SB-14	04/27/15	3	<0.25	1.1
SB-14	04/27/15	6	<0.25	1
SB-14	04/27/15	9	<0.25	1.4
SB-15	04/27/15	3	<0.25	<1.0
SB-15	04/27/15	6	<0.25	<1.0
SB-15	04/27/15	9	<0.25	<1.0
LTCP Bioattenuation Zone Criteria			100	100

TPH-g Total Petroleum Hydrocarbons quantified as gasoline.
 TPH-d Total Petroleum Hydrocarbons quantified as diesel.
 mg/kg Miligrams per kilogram

TABLE 3 SOIL VAPOR ANALYTICAL DATA
 FORMER VAL STROUGH CHEVROLET, 327 34th STREET OAKLAND, CALIFORNIA

Well Number	Date	Sample Depth Elevation (feet)	Concentration (µg/m3)			Percent (%)	
			Benzene	Ethyl-benzene	Naphthalene	Oxygen	Helium
VM-1	05/01/15	5	18	6	<5.3	16	<0.050
VM-2	05/01/15	5	58	180	110	16	<0.050
LTCP Vapor Intrusion Criteria (Residential with Bioattenuation Zone)			85,000	1,100,000	93,000	4	NA
LTCP Vapor Intrusion Criteria (Commercial/Industrial with Bioattenuation Zone)			280,000	3,600,000	310,000	4	NA

ug/m3 Micrograms per cubic meter

ATTACHMENT 1

Purging And Sampling Data Sheet

Job Number: TMSTROUGH		Sampler: Scott Polston		Client: Val Strough	
Well ID: DPE1		Date: 3/13/15		Site: Former Val Strough Chevrolet 327 34th. Street, Oakland	
Well Diameter: 4		DTW: 22.42		Total Depth 39.5	
Purge Equipment Purger Pump			Tubing (OD) 1/2		New Dedicated
Purge Method		3- 5 Casing Vol Micro/low Flow Extraction Well Other:			
Multipliers		1"= 0.04, 2"=0.16, 3"=0.37, 4"=0.65, 5"=1.02, 6"=1.47 Gallons per liner foot			
Total Depth - DTW X Multilplier = 1 casing vol.			80% Recovery = Total Depth -DTW X .20 + DTW		

1 volume = $6.53 \times .65 = 4.28$ Gallons 80% = _____

Time	ph	Temp	Cond	Turb	DO	ORP	Gallons	Notes
10:49	6.32	19.6	1.3	>5000	8.15	-100	0.5	.50
10:52	6.87	20.2	1.25	250	8.26	-106	4.5	
10:58	6.78	20.16	1.20	169	8.01	-112	9.0	
11:01	6.75	20.3	1.21	151	8.15	-94	14.0	DO = 7.98
11:05	6.77	20.25	1.24	149	7.91	-112	14.25	

Well Dewater		Yes (No)		Total Volume Removed: 14.25 Gallons	
Sample Method:		Disp Bailer		New Tubing Sample port Other: _____	
Sample Date: 3/13/15		Sample Time: 11:05		DTW at Sample:	
Sample ID: DPE1		Lab: Kiff		Number of Containers: 5	
Analysis: TPH- Gas, BTEX, MTBE					

Notes:

Purging And Sampling Data Sheet

Job Number: TMSTROUGH		Sampler: Scott Polston		Client: Val Strough	
Well ID: MW2		Date: 3/13/15		Site: Former Val Strough Chevrolet 327 34th. Street, Oakland	
Well Diameter: 2		DTW: 22.83		Total Depth 32	
Purge Equipment Purger Pump			Tubing (OD) 1/2		New Dedicated
Purge Method		3- 5 Casing Vol Micro/low Flow Extraction Well Other:			
Multipliers		1"= 0.04, 2"=0.16, 3"=0.37, 4"=0.65, 5"=1.02, 6"=1.47 Gallons per liner foot			
Total Depth - DTW X Multplier = 1 casing vol.			80% Recovery = Total Depth -DTW X .20 + DTW		

1 volume = 9.17 X .16 = 1.47 Gallons 80% = _____

Time	ph	Temp	Cond	Turb	DO	ORP	Gallons	Notes
0934	6.63	17.3	1.53	323	6.68	-125	.25	
0935	6.94	17.9	1.45	43.5	5.92	-142	1.50	
0937	6.92	18.1	1.35	40.5	4.3	-146	3.0	ph - 6.10
0939	6.86	18.2	1.35	15.6	3.7	-148	4.5	
0941	6.90	18.6	1.29	12.0	3.4	-136	4.75	

Well Dewater		Yes / <u>No</u>		Total Volume Removed: <u>4.75</u> Gallons	
Sample Method:		<u>Disp Bailer</u>		New Tubing Sample port Other: _____	
Sample Date: 3/13/15		Sample Time: <u>0941</u>		DTW at Sample:	
Sample ID: MW2		Lab: Kiff		Number of Containers: 5	
Analysis: TPH- Gas, BTEX, MTBE					

Notes:

Purging And Sampling Data Sheet

Job Number: TMSTROUGH		Sampler: Scott Polston		Client: Val Strough	
Well ID: MW9A		Date: 3/13/15		Site: Former Val Strough Chevrolet 327 34th. Street, Oakland	
Well Diameter: 2		DTW: 22.61		Total Depth 24.9	
Purge Equipment Purger Pump <i>Hand Bail</i>		Tubing (OD) 1/2		New Dedicated	
Purge Method		3- 5 Casing Vol Micro/low Flow Extraction Well Other:			
Multipliers		1"= 0.04, 2"=0.16, 3"=0.37, 4"=0.65, 5"=1.02, 6"=1.47 Gallons per liner foot			
Total Depth - DTW X Multiplier = 1 casing vol.			80% Recovery = Total Depth -DTW X .20 + DTW		

1 volume = 2.29 x .16 = .36 Gallons 80% = _____

Time	ph	Temp	Cond	Turb	DO	ORP	Gallons	Notes
10:21	6.68	20.10	1.1	300	7.1	-86	.50	
10:24	6.85	19.9	1.15	250	6.90	-84	1.0	
10:28	6.78	19.8	1.17	175	6.88	-92	1.5	

Well Dewater <u>Yes/No</u>		Total Volume Removed: <u>1.5</u> Gallons	
Sample Method: <u>Disp Bailer</u> New Tubing Sample port Other: _____			
Sample Date: 3/13/15		Sample Time: <u>10:28</u> DTW at Sample:	
Sample ID: MW9A		Lab: Kiff Number of Containers: 5	
Analysis: TPH- Gas, BTEX, MTBE			

Notes:

ATTACHMENT 2

April 08, 2015

Mehrdad Javaherian
LRM Consulting, Inc.
1534 Plaza Lane
#145
Burlingame, CA 94010

RE: Project: FORMER VAL STROUGH CHEVROLET
Pace Project No.: 1244497

Dear Mehrdad Javaherian:

Enclosed are the analytical results for sample(s) received by the laboratory on March 16, 2015. The results relate only to the samples included in this report. Results reported herein conform to the most current TNI standards and the laboratory's Quality Assurance Manual, where applicable, unless otherwise noted in the body of the report.

If you have any questions concerning this report, please feel free to contact me.

Sincerely,



Troy G Turpen
troy.turpen@pacelabs.com
Project Manager

Enclosures

cc: Scott Polston



REPORT OF LABORATORY ANALYSIS

This report shall not be reproduced, except in full,
without the written consent of Pace Analytical Services, Inc..

CERTIFICATIONS

Project: FORMER VAL STROUGH CHEVROLET

Pace Project No.: 1244497

Minnesota Certification IDs

1700 Elm Street SE Suite 200, Minneapolis, MN 55414

A2LA Certification #: 2926.01

Alaska Certification #: UST-078

Alaska Certification #MN00064

Alabama Certification #40770

Arizona Certification #: AZ-0014

Arkansas Certification #: 88-0680

California Certification #: 01155CA

Colorado Certification #Pace

Connecticut Certification #: PH-0256

EPA Region 8 Certification #: 8TMS-L

Florida/NELAP Certification #: E87605

Guam Certification #:14-008r

Georgia Certification #: 959

Georgia EPD #: Pace

Idaho Certification #: MN00064

Hawaii Certification #MN00064

Illinois Certification #: 200011

Indiana Certification#C-MN-01

Iowa Certification #: 368

Kansas Certification #: E-10167

Kentucky Dept of Envi. Protection - DW #90062

Kentucky Dept of Envi. Protection - WW #:90062

Louisiana DEQ Certification #: 3086

Louisiana DHH #: LA140001

Maine Certification #: 2013011

Maryland Certification #: 322

Michigan DEPH Certification #: 9909

Minnesota Certification #: 027-053-137

Mississippi Certification #: Pace

Montana Certification #: MT0092

Nevada Certification #: MN_00064

Nebraska Certification #: Pace

New Jersey Certification #: MN-002

New York Certification #: 11647

North Carolina Certification #: 530

North Carolina State Public Health #: 27700

North Dakota Certification #: R-036

Ohio EPA #: 4150

Ohio VAP Certification #: CL101

Oklahoma Certification #: 9507

Oregon Certification #: MN200001

Oregon Certification #: MN300001

Pennsylvania Certification #: 68-00563

Puerto Rico Certification

Saipan (CNMI) #:MP0003

South Carolina #:74003001

Texas Certification #: T104704192

Tennessee Certification #: 02818

Utah Certification #: MN000642013-4

Virginia DGS Certification #: 251

Virginia/VELAP Certification #: Pace

Washington Certification #: C486

West Virginia Certification #: 382

West Virginia DHHR #:9952C

Wisconsin Certification #: 999407970

Davis Certification IDs

2795 Second Street Suite 300 Davis, CA 95618

North Dakota Certification #: R-214

Oregon Certification #: CA300002

Washington Certification #: C926-14a

California Certification #: 08263CA

REPORT OF LABORATORY ANALYSIS

This report shall not be reproduced, except in full,
without the written consent of Pace Analytical Services, Inc..

SAMPLE SUMMARY

Project: FORMER VAL STROUGH CHEVROLET
Pace Project No.: 1244497

Lab ID	Sample ID	Matrix	Date Collected	Date Received
1244497001	MW2	Water	03/13/15 09:41	03/16/15 08:20
1244497002	MW9A	Water	03/13/15 10:28	03/16/15 08:20
1244497003	DPE1	Water	03/13/15 11:05	03/16/15 08:20

REPORT OF LABORATORY ANALYSIS

This report shall not be reproduced, except in full,
without the written consent of Pace Analytical Services, Inc..

SAMPLE ANALYTE COUNT

Project: FORMER VAL STROUGH CHEVROLET

Pace Project No.: 1244497

Lab ID	Sample ID	Method	Analysts	Analytes Reported	Laboratory
1244497001	MW2	EPA 8015B	DRM	3	PASI-DAV
		EPA 8260B	JCP	64	PASI-DAV
		EPA 8270	JLR	77	PASI-M
1244497002	MW9A	EPA 8015B	DRM	3	PASI-DAV
		EPA 8260B	JCP	64	PASI-DAV
		EPA 8270	JLR	77	PASI-M
1244497003	DPE1	EPA 8015B	DRM	3	PASI-DAV
		EPA 8260B	JCP	64	PASI-DAV
		EPA 8270	JLR	77	PASI-M

REPORT OF LABORATORY ANALYSIS

This report shall not be reproduced, except in full,
without the written consent of Pace Analytical Services, Inc..

ANALYTICAL RESULTS

Project: FORMER VAL STROUGH CHEVROLET

Pace Project No.: 1244497

Sample: MW2	Lab ID: 1244497001	Collected: 03/13/15 09:41	Received: 03/16/15 08:20	Matrix: Water				
Parameters	Results	Units	Report Limit	DF	Prepared	Analyzed	CAS No.	Qual
8015 GCS THC-Diesel Silica Gel								
Analytical Method: EPA 8015B Preparation Method: EPA 3510								
TPH-DRO (C10-C28)	0.32	mg/L	0.050	1	03/23/15 11:00	04/07/15 20:31		
TPH - Motor Oil	0.32	mg/L	0.10	1	03/23/15 11:00	04/07/15 20:31	64742-65-0	
Surrogates								
n-Octacosane (S)	130	%	70-130	1	03/23/15 11:00	04/07/15 20:31	630-02-4	
8260 MSV								
Analytical Method: EPA 8260B								
Benzene	123	ug/L	2.8	5.6		03/26/15 22:27	71-43-2	
Bromobenzene	ND	ug/L	2.8	5.6		03/26/15 22:27	108-86-1	
Bromochloromethane	ND	ug/L	2.8	5.6		03/26/15 22:27	74-97-5	L3
Bromodichloromethane	ND	ug/L	2.8	5.6		03/26/15 22:27	75-27-4	L3
Bromoform	ND	ug/L	2.8	5.6		03/26/15 22:27	75-25-2	L3
Bromomethane	ND	ug/L	112	5.6		03/26/15 22:27	74-83-9	
n-Butylbenzene	9.4	ug/L	2.8	5.6		03/26/15 22:27	104-51-8	
sec-Butylbenzene	8.2	ug/L	2.8	5.6		03/26/15 22:27	135-98-8	
tert-Butylbenzene	ND	ug/L	2.8	5.6		03/26/15 22:27	98-06-6	
Carbon tetrachloride	ND	ug/L	2.8	5.6		03/26/15 22:27	56-23-5	L3
Chlorobenzene	ND	ug/L	2.8	5.6		03/26/15 22:27	108-90-7	
Chloroethane	ND	ug/L	2.8	5.6		03/26/15 22:27	75-00-3	
Chloroform	ND	ug/L	2.8	5.6		03/26/15 22:27	67-66-3	L3
Chloromethane	ND	ug/L	2.8	5.6		03/26/15 22:27	74-87-3	L2
2-Chlorotoluene	ND	ug/L	5.6	5.6		03/26/15 22:27	95-49-8	
4-Chlorotoluene	ND	ug/L	5.6	5.6		03/26/15 22:27	106-43-4	
1,2-Dibromo-3-chloropropane	ND	ug/L	2.8	5.6		03/26/15 22:27	96-12-8	L3
Dibromochloromethane	ND	ug/L	2.8	5.6		03/26/15 22:27	124-48-1	L3
1,2-Dibromoethane (EDB)	ND	ug/L	2.8	5.6		03/26/15 22:27	106-93-4	L3
Dibromomethane	ND	ug/L	2.8	5.6		03/26/15 22:27	74-95-3	L3
1,2-Dichlorobenzene	ND	ug/L	2.8	5.6		03/26/15 22:27	95-50-1	
1,3-Dichlorobenzene	ND	ug/L	2.8	5.6		03/26/15 22:27	541-73-1	
1,4-Dichlorobenzene	ND	ug/L	2.8	5.6		03/26/15 22:27	106-46-7	
Dichlorodifluoromethane	ND	ug/L	2.8	5.6		03/26/15 22:27	75-71-8	L2
1,1-Dichloroethane	ND	ug/L	2.8	5.6		03/26/15 22:27	75-34-3	
1,2-Dichloroethane	ND	ug/L	2.8	5.6		03/26/15 22:27	107-06-2	L3
1,1-Dichloroethene	ND	ug/L	2.8	5.6		03/26/15 22:27	75-35-4	
cis-1,2-Dichloroethene	ND	ug/L	2.8	5.6		03/26/15 22:27	156-59-2	
trans-1,2-Dichloroethene	ND	ug/L	2.8	5.6		03/26/15 22:27	156-60-5	
1,2-Dichloropropane	ND	ug/L	2.8	5.6		03/26/15 22:27	78-87-5	
1,3-Dichloropropane	ND	ug/L	2.8	5.6		03/26/15 22:27	142-28-9	L3
2,2-Dichloropropane	ND	ug/L	2.8	5.6		03/26/15 22:27	594-20-7	L3
1,1-Dichloropropene	ND	ug/L	2.8	5.6		03/26/15 22:27	563-58-6	
cis-1,3-Dichloropropene	ND	ug/L	2.8	5.6		03/26/15 22:27	10061-01-5	L3
trans-1,3-Dichloropropene	ND	ug/L	2.8	5.6		03/26/15 22:27	10061-02-6	L3
Ethylbenzene	458	ug/L	2.8	5.6		03/26/15 22:27	100-41-4	
Hexachloro-1,3-butadiene	ND	ug/L	2.8	5.6		03/26/15 22:27	87-68-3	
Isopropylbenzene (Cumene)	40.2	ug/L	2.8	5.6		03/26/15 22:27	98-82-8	
p-Isopropyltoluene	4.8	ug/L	2.8	5.6		03/26/15 22:27	99-87-6	
Methylene Chloride	ND	ug/L	28.0	5.6		03/26/15 22:27	75-09-2	
Methyl-tert-butyl ether	3.3	ug/L	2.8	5.6		03/26/15 22:27	1634-04-4	

REPORT OF LABORATORY ANALYSIS

This report shall not be reproduced, except in full,
without the written consent of Pace Analytical Services, Inc..

ANALYTICAL RESULTS

Project: FORMER VAL STROUGH CHEVROLET

Sample Project No.: 1244497

Sample: MW2	Lab ID: 1244497001	Collected: 03/13/15 09:41	Received: 03/16/15 08:20	Matrix: Water				
Parameters	Results	Units	Report Limit	DF	Prepared	Analyzed	CAS No.	Qual
8260 MSV		Analytical Method: EPA 8260B						
Naphthalene	188	ug/L	2.8	5.6		03/26/15 22:27	91-20-3	
n-Propylbenzene	83.6	ug/L	2.8	5.6		03/26/15 22:27	103-65-1	
Styrene	ND	ug/L	2.8	5.6		03/26/15 22:27	100-42-5	
1,1,1,2-Tetrachloroethane	ND	ug/L	2.8	5.6		03/26/15 22:27	630-20-6	
1,1,2,2-Tetrachloroethane	ND	ug/L	2.8	5.6		03/26/15 22:27	79-34-5	
Tetrachloroethene	ND	ug/L	2.8	5.6		03/26/15 22:27	127-18-4	L3
Toluene	449	ug/L	2.8	5.6		03/26/15 22:27	108-88-3	
TPH as Gas	10700	ug/L	280	5.6		03/26/15 22:27		
1,2,3-Trichlorobenzene	ND	ug/L	2.8	5.6		03/26/15 22:27	87-61-6	
1,2,4-Trichlorobenzene	ND	ug/L	2.8	5.6		03/26/15 22:27	120-82-1	
1,1,1-Trichloroethane	ND	ug/L	2.8	5.6		03/26/15 22:27	71-55-6	L3
1,1,2-Trichloroethane	ND	ug/L	2.8	5.6		03/26/15 22:27	79-00-5	L3
Trichloroethene	ND	ug/L	2.8	5.6		03/26/15 22:27	79-01-6	L3
Trichlorofluoromethane	ND	ug/L	2.8	5.6		03/26/15 22:27	75-69-4	
1,2,3-Trichloropropane	ND	ug/L	2.8	5.6		03/26/15 22:27	96-18-4	
1,2,4-Trimethylbenzene	586	ug/L	2.8	5.6		03/26/15 22:27	95-63-6	
1,3,5-Trimethylbenzene	223	ug/L	2.8	5.6		03/26/15 22:27	108-67-8	
Vinyl chloride	ND	ug/L	2.8	5.6		03/26/15 22:27	75-01-4	
m&p-Xylene	1410	ug/L	2.8	5.6		03/26/15 22:27	179601-23-1	
o-Xylene	584	ug/L	2.8	5.6		03/26/15 22:27	95-47-6	
Surrogates								
1,2-Dichloroethane-d4 (S)	98	%	70-130	5.6		03/26/15 22:27	17060-07-0	
Toluene-d8 (S)	99	%	70-130	5.6		03/26/15 22:27	2037-26-5	
4-Bromofluorobenzene (S)	105	%	70-130	5.6		03/26/15 22:27	460-00-4	
8270 MSSV		Analytical Method: EPA 8270 Preparation Method: EPA 3520						
Phenol	ND	ug/L	10.6	1	03/18/15 07:32	03/20/15 17:33	108-95-2	
bis(2-Chloroethyl) ether	ND	ug/L	10.6	1	03/18/15 07:32	03/20/15 17:33	111-44-4	
2-Chlorophenol	ND	ug/L	10.6	1	03/18/15 07:32	03/20/15 17:33	95-57-8	
1,3-Dichlorobenzene	ND	ug/L	10.6	1	03/18/15 07:32	03/20/15 17:33	541-73-1	
1,4-Dichlorobenzene	ND	ug/L	10.6	1	03/18/15 07:32	03/20/15 17:33	106-46-7	
Benzyl alcohol	ND	ug/L	10.6	1	03/18/15 07:32	03/20/15 17:33	100-51-6	
1,2-Dichlorobenzene	ND	ug/L	10.6	1	03/18/15 07:32	03/20/15 17:33	95-50-1	
2-Methylphenol(o-Cresol)	ND	ug/L	10.6	1	03/18/15 07:32	03/20/15 17:33	95-48-7	
bis(2-Chloroisopropyl) ether	ND	ug/L	10.6	1	03/18/15 07:32	03/20/15 17:33	108-60-1	
3&4-Methylphenol(m&p Cresol)	ND	ug/L	21.3	1	03/18/15 07:32	03/20/15 17:33		
N-Nitroso-di-n-propylamine	ND	ug/L	10.6	1	03/18/15 07:32	03/20/15 17:33	621-64-7	
Hexachloroethane	ND	ug/L	10.6	1	03/18/15 07:32	03/20/15 17:33	67-72-1	
Nitrobenzene	ND	ug/L	10.6	1	03/18/15 07:32	03/20/15 17:33	98-95-3	
Isophorone	ND	ug/L	10.6	1	03/18/15 07:32	03/20/15 17:33	78-59-1	
2-Nitrophenol	ND	ug/L	10.6	1	03/18/15 07:32	03/20/15 17:33	88-75-5	
2,4-Dimethylphenol	111	ug/L	53.2	1	03/18/15 07:32	03/20/15 17:33	105-67-9	
Benzoic acid	ND	ug/L	53.2	1	03/18/15 07:32	03/20/15 17:33	65-85-0	
bis(2-Chloroethoxy)methane	ND	ug/L	10.6	1	03/18/15 07:32	03/20/15 17:33	111-91-1	
2,4-Dichlorophenol	ND	ug/L	10.6	1	03/18/15 07:32	03/20/15 17:33	120-83-2	
1,2,4-Trichlorobenzene	ND	ug/L	10.6	1	03/18/15 07:32	03/20/15 17:33	120-82-1	
Naphthalene	ND	ug/L	10.6	1	03/18/15 07:32	03/20/15 17:33	91-20-3	

REPORT OF LABORATORY ANALYSIS

This report shall not be reproduced, except in full,
without the written consent of Pace Analytical Services, Inc..

ANALYTICAL RESULTS

Project: FORMER VAL STROUGH CHEVROLET

Pace Project No.: 1244497

Sample: MW2	Lab ID: 1244497001	Collected: 03/13/15 09:41	Received: 03/16/15 08:20	Matrix: Water				
Parameters	Results	Units	Report Limit	DF	Prepared	Analyzed	CAS No.	Qual
8270 MSSV		Analytical Method: EPA 8270 Preparation Method: EPA 3520						
4-Chloroaniline	ND	ug/L	53.2	1	03/18/15 07:32	03/20/15 17:33	106-47-8	
Hexachloro-1,3-butadiene	ND	ug/L	10.6	1	03/18/15 07:32	03/20/15 17:33	87-68-3	
4-Chloro-3-methylphenol	ND	ug/L	10.6	1	03/18/15 07:32	03/20/15 17:33	59-50-7	
2-Methylnaphthalene	ND	ug/L	10.6	1	03/18/15 07:32	03/20/15 17:33	91-57-6	
Hexachlorocyclopentadiene	ND	ug/L	53.2	1	03/18/15 07:32	03/20/15 17:33	77-47-4	
2,4,6-Trichlorophenol	ND	ug/L	10.6	1	03/18/15 07:32	03/20/15 17:33	88-06-2	
2,4,5-Trichlorophenol	ND	ug/L	10.6	1	03/18/15 07:32	03/20/15 17:33	95-95-4	
2-Chloronaphthalene	ND	ug/L	10.6	1	03/18/15 07:32	03/20/15 17:33	91-58-7	
2-Nitroaniline	ND	ug/L	10.6	1	03/18/15 07:32	03/20/15 17:33	88-74-4	
Dimethylphthalate	ND	ug/L	10.6	1	03/18/15 07:32	03/20/15 17:33	131-11-3	
Acenaphthylene	ND	ug/L	10.6	1	03/18/15 07:32	03/20/15 17:33	208-96-8	
2,6-Dinitrotoluene	ND	ug/L	10.6	1	03/18/15 07:32	03/20/15 17:33	606-20-2	
3-Nitroaniline	ND	ug/L	10.6	1	03/18/15 07:32	03/20/15 17:33	99-09-2	
Acenaphthene	ND	ug/L	10.6	1	03/18/15 07:32	03/20/15 17:33	83-32-9	
2,4-Dinitrophenol	ND	ug/L	10.6	1	03/18/15 07:32	03/20/15 17:33	51-28-5	
4-Nitrophenol	ND	ug/L	10.6	1	03/18/15 07:32	03/20/15 17:33	100-02-7	
Dibenzofuran	ND	ug/L	10.6	1	03/18/15 07:32	03/20/15 17:33	132-64-9	
2,4-Dinitrotoluene	ND	ug/L	10.6	1	03/18/15 07:32	03/20/15 17:33	121-14-2	
Diethylphthalate	ND	ug/L	10.6	1	03/18/15 07:32	03/20/15 17:33	84-66-2	
4-Chlorophenylphenyl ether	ND	ug/L	10.6	1	03/18/15 07:32	03/20/15 17:33	7005-72-3	
Fluorene	ND	ug/L	10.6	1	03/18/15 07:32	03/20/15 17:33	86-73-7	
4-Nitroaniline	ND	ug/L	10.6	1	03/18/15 07:32	03/20/15 17:33	100-01-6	
4,6-Dinitro-2-methylphenol	ND	ug/L	10.6	1	03/18/15 07:32	03/20/15 17:33	534-52-1	
N-Nitrosodiphenylamine	ND	ug/L	10.6	1	03/18/15 07:32	03/20/15 17:33	86-30-6	
4-Bromophenylphenyl ether	ND	ug/L	10.6	1	03/18/15 07:32	03/20/15 17:33	101-55-3	
Hexachlorobenzene	ND	ug/L	10.6	1	03/18/15 07:32	03/20/15 17:33	118-74-1	
Pentachlorophenol	ND	ug/L	21.3	1	03/18/15 07:32	03/20/15 17:33	87-86-5	
Phenanthrene	ND	ug/L	10.6	1	03/18/15 07:32	03/20/15 17:33	85-01-8	
Anthracene	ND	ug/L	10.6	1	03/18/15 07:32	03/20/15 17:33	120-12-7	
Di-n-butylphthalate	ND	ug/L	10.6	1	03/18/15 07:32	03/20/15 17:33	84-74-2	
Fluoranthene	ND	ug/L	10.6	1	03/18/15 07:32	03/20/15 17:33	206-44-0	
Pyrene	ND	ug/L	10.6	1	03/18/15 07:32	03/20/15 17:33	129-00-0	
Butylbenzylphthalate	ND	ug/L	10.6	1	03/18/15 07:32	03/20/15 17:33	85-68-7	
3,3'-Dichlorobenzidine	ND	ug/L	53.2	1	03/18/15 07:32	03/20/15 17:33	91-94-1	
Benzo(a)anthracene	ND	ug/L	10.6	1	03/18/15 07:32	03/20/15 17:33	56-55-3	
Chrysene	ND	ug/L	10.6	1	03/18/15 07:32	03/20/15 17:33	218-01-9	
bis(2-Ethylhexyl)phthalate	ND	ug/L	10.6	1	03/18/15 07:32	03/20/15 17:33	117-81-7	
Di-n-octylphthalate	ND	ug/L	10.6	1	03/18/15 07:32	03/20/15 17:33	117-84-0	
Benzo(b)fluoranthene	ND	ug/L	10.6	1	03/18/15 07:32	03/20/15 17:33	205-99-2	
Benzo(k)fluoranthene	ND	ug/L	10.6	1	03/18/15 07:32	03/20/15 17:33	207-08-9	
Benzo(a)pyrene	ND	ug/L	10.6	1	03/18/15 07:32	03/20/15 17:33	50-32-8	
Indeno(1,2,3-cd)pyrene	ND	ug/L	10.6	1	03/18/15 07:32	03/20/15 17:33	193-39-5	
Dibenz(a,h)anthracene	ND	ug/L	10.6	1	03/18/15 07:32	03/20/15 17:33	53-70-3	
Benzo(g,h,i)perylene	ND	ug/L	10.6	1	03/18/15 07:32	03/20/15 17:33	191-24-2	
Pyridine	ND	ug/L	10.6	1	03/18/15 07:32	03/20/15 17:33	110-86-1	L2
N-Nitrosodimethylamine	ND	ug/L	10.6	1	03/18/15 07:32	03/20/15 17:33	62-75-9	
1,2-Diphenylhydrazine	ND	ug/L	10.6	1	03/18/15 07:32	03/20/15 17:33	122-66-7	

REPORT OF LABORATORY ANALYSIS

This report shall not be reproduced, except in full,
without the written consent of Pace Analytical Services, Inc..

ANALYTICAL RESULTS

Project: FORMER VAL STROUGH CHEVROLET

Pace Project No.: 1244497

Sample: MW2		Lab ID: 1244497001		Collected: 03/13/15 09:41		Received: 03/16/15 08:20		Matrix: Water	
Parameters	Results	Units	Report Limit	DF	Prepared	Analyzed	CAS No.	Qual	
8270 MSSV		Analytical Method: EPA 8270 Preparation Method: EPA 3520							
Carbazole	ND	ug/L	10.6	1	03/18/15 07:32	03/20/15 17:33	86-74-8		
1-Methylnaphthalene	16.4	ug/L	10.6	1	03/18/15 07:32	03/20/15 17:33	90-12-0		
Benzidine	ND	ug/L	53.2	1	03/18/15 07:32	03/20/15 17:33	92-87-5	L2,SS	
Surrogates									
Nitrobenzene-d5 (S)	74	%.	54-125	1	03/18/15 07:32	03/20/15 17:33	4165-60-0		
2-Fluorobiphenyl (S)	71	%.	35-125	1	03/18/15 07:32	03/20/15 17:33	321-60-8		
p-Terphenyl-d14 (S)	67	%.	65-125	1	03/18/15 07:32	03/20/15 17:33	1718-51-0		
Phenol-d6 (S)	75	%.	55-125	1	03/18/15 07:32	03/20/15 17:33	13127-88-3		
2-Fluorophenol (S)	65	%.	51-125	1	03/18/15 07:32	03/20/15 17:33	367-12-4		
2,4,6-Tribromophenol (S)	89	%.	61-125	1	03/18/15 07:32	03/20/15 17:33	118-79-6		

REPORT OF LABORATORY ANALYSIS

This report shall not be reproduced, except in full,
without the written consent of Pace Analytical Services, Inc..

ANALYTICAL RESULTS

Project: FORMER VAL STROUGH CHEVROLET

Pace Project No.: 1244497

Sample: MW9A	Lab ID: 1244497002	Collected: 03/13/15 10:28	Received: 03/16/15 08:20	Matrix: Water				
Parameters	Results	Units	Report Limit	DF	Prepared	Analyzed	CAS No.	Qual
8015 GCS THC-Diesel Silica Gel		Analytical Method: EPA 8015B Preparation Method: EPA 3510						
TPH-DRO (C10-C28)	0.16	mg/L	0.050	1	03/23/15 11:00	04/02/15 20:40		
TPH - Motor Oil	ND	mg/L	0.10	1	03/23/15 11:00	04/02/15 20:40	64742-65-0	
Surrogates								
n-Octacosane (S)	118	%	70-130	1	03/23/15 11:00	04/02/15 20:40	630-02-4	
8260 MSV		Analytical Method: EPA 8260B						
Benzene	488	ug/L	6.2	12.5		03/26/15 22:54	71-43-2	
Bromobenzene	ND	ug/L	6.2	12.5		03/26/15 22:54	108-86-1	
Bromochloromethane	ND	ug/L	6.2	12.5		03/26/15 22:54	74-97-5	L3
Bromodichloromethane	ND	ug/L	6.2	12.5		03/26/15 22:54	75-27-4	L3
Bromoform	ND	ug/L	6.2	12.5		03/26/15 22:54	75-25-2	L3
Bromomethane	ND	ug/L	250	12.5		03/26/15 22:54	74-83-9	
n-Butylbenzene	27.8	ug/L	6.2	12.5		03/26/15 22:54	104-51-8	
sec-Butylbenzene	22.6	ug/L	6.2	12.5		03/26/15 22:54	135-98-8	
tert-Butylbenzene	ND	ug/L	6.2	12.5		03/26/15 22:54	98-06-6	
Carbon tetrachloride	ND	ug/L	6.2	12.5		03/26/15 22:54	56-23-5	L3
Chlorobenzene	ND	ug/L	6.2	12.5		03/26/15 22:54	108-90-7	
Chloroethane	ND	ug/L	6.2	12.5		03/26/15 22:54	75-00-3	
Chloroform	ND	ug/L	6.2	12.5		03/26/15 22:54	67-66-3	L3
Chloromethane	ND	ug/L	6.2	12.5		03/26/15 22:54	74-87-3	L2
2-Chlorotoluene	ND	ug/L	12.5	12.5		03/26/15 22:54	95-49-8	
4-Chlorotoluene	ND	ug/L	12.5	12.5		03/26/15 22:54	106-43-4	
1,2-Dibromo-3-chloropropane	ND	ug/L	6.2	12.5		03/26/15 22:54	96-12-8	L3
Dibromochloromethane	ND	ug/L	6.2	12.5		03/26/15 22:54	124-48-1	L3
1,2-Dibromoethane (EDB)	ND	ug/L	6.2	12.5		03/26/15 22:54	106-93-4	L3
Dibromomethane	ND	ug/L	6.2	12.5		03/26/15 22:54	74-95-3	L3
1,2-Dichlorobenzene	ND	ug/L	6.2	12.5		03/26/15 22:54	95-50-1	
1,3-Dichlorobenzene	ND	ug/L	6.2	12.5		03/26/15 22:54	541-73-1	
1,4-Dichlorobenzene	ND	ug/L	6.2	12.5		03/26/15 22:54	106-46-7	
Dichlorodifluoromethane	ND	ug/L	6.2	12.5		03/26/15 22:54	75-71-8	L2
1,1-Dichloroethane	ND	ug/L	6.2	12.5		03/26/15 22:54	75-34-3	
1,2-Dichloroethane	ND	ug/L	6.2	12.5		03/26/15 22:54	107-06-2	L1
1,1-Dichloroethene	ND	ug/L	6.2	12.5		03/26/15 22:54	75-35-4	
cis-1,2-Dichloroethene	ND	ug/L	6.2	12.5		03/26/15 22:54	156-59-2	
trans-1,2-Dichloroethene	ND	ug/L	6.2	12.5		03/26/15 22:54	156-60-5	
1,2-Dichloropropane	ND	ug/L	6.2	12.5		03/26/15 22:54	78-87-5	
1,3-Dichloropropane	ND	ug/L	6.2	12.5		03/26/15 22:54	142-28-9	L3
2,2-Dichloropropane	ND	ug/L	6.2	12.5		03/26/15 22:54	594-20-7	L3
1,1-Dichloropropene	ND	ug/L	6.2	12.5		03/26/15 22:54	563-58-6	
cis-1,3-Dichloropropene	ND	ug/L	6.2	12.5		03/26/15 22:54	10061-01-5	L3
trans-1,3-Dichloropropene	ND	ug/L	6.2	12.5		03/26/15 22:54	10061-02-6	L3
Ethylbenzene	1280	ug/L	6.2	12.5		03/26/15 22:54	100-41-4	
Hexachloro-1,3-butadiene	ND	ug/L	6.2	12.5		03/26/15 22:54	87-68-3	
Isopropylbenzene (Cumene)	167	ug/L	6.2	12.5		03/26/15 22:54	98-82-8	
p-Isopropyltoluene	12.2	ug/L	6.2	12.5		03/26/15 22:54	99-87-6	
Methylene Chloride	ND	ug/L	62.5	12.5		03/26/15 22:54	75-09-2	
Methyl-tert-butyl ether	16.7	ug/L	6.2	12.5		03/26/15 22:54	1634-04-4	

REPORT OF LABORATORY ANALYSIS

This report shall not be reproduced, except in full,
without the written consent of Pace Analytical Services, Inc..

ANALYTICAL RESULTS

Project: FORMER VAL STROUGH CHEVROLET

Sample Project No.: 1244497

Sample: MW9A	Lab ID: 1244497002	Collected: 03/13/15 10:28	Received: 03/16/15 08:20	Matrix: Water				
Parameters	Results	Units	Report Limit	DF	Prepared	Analyzed	CAS No.	Qual
8260 MSV		Analytical Method: EPA 8260B						
Naphthalene	509	ug/L	6.2	12.5		03/26/15 22:54	91-20-3	
n-Propylbenzene	386	ug/L	6.2	12.5		03/26/15 22:54	103-65-1	
Styrene	ND	ug/L	6.2	12.5		03/26/15 22:54	100-42-5	
1,1,1,2-Tetrachloroethane	ND	ug/L	6.2	12.5		03/26/15 22:54	630-20-6	
1,1,2,2-Tetrachloroethane	ND	ug/L	6.2	12.5		03/26/15 22:54	79-34-5	
Tetrachloroethene	ND	ug/L	6.2	12.5		03/26/15 22:54	127-18-4	L3
Toluene	1570	ug/L	6.2	12.5		03/26/15 22:54	108-88-3	
TPH as Gas	35600	ug/L	625	12.5		03/26/15 22:54		
1,2,3-Trichlorobenzene	ND	ug/L	6.2	12.5		03/26/15 22:54	87-61-6	
1,2,4-Trichlorobenzene	ND	ug/L	6.2	12.5		03/26/15 22:54	120-82-1	
1,1,1-Trichloroethane	ND	ug/L	6.2	12.5		03/26/15 22:54	71-55-6	L3
1,1,2-Trichloroethane	ND	ug/L	6.2	12.5		03/26/15 22:54	79-00-5	L3
Trichloroethene	ND	ug/L	6.2	12.5		03/26/15 22:54	79-01-6	L3
Trichlorofluoromethane	ND	ug/L	6.2	12.5		03/26/15 22:54	75-69-4	
1,2,3-Trichloropropane	ND	ug/L	6.2	12.5		03/26/15 22:54	96-18-4	
1,2,4-Trimethylbenzene	2690	ug/L	6.2	12.5		03/26/15 22:54	95-63-6	E
1,3,5-Trimethylbenzene	738	ug/L	6.2	12.5		03/26/15 22:54	108-67-8	
Vinyl chloride	ND	ug/L	6.2	12.5		03/26/15 22:54	75-01-4	
m&p-Xylene	3680	ug/L	6.2	12.5		03/26/15 22:54	179601-23-1	
o-Xylene	2260	ug/L	6.2	12.5		03/26/15 22:54	95-47-6	
Surrogates								
1,2-Dichloroethane-d4 (S)	97	%	70-130	12.5		03/26/15 22:54	17060-07-0	
Toluene-d8 (S)	102	%	70-130	12.5		03/26/15 22:54	2037-26-5	
4-Bromofluorobenzene (S)	109	%	70-130	12.5		03/26/15 22:54	460-00-4	
8270 MSSV		Analytical Method: EPA 8270 Preparation Method: EPA 3520						
Phenol	ND	ug/L	10.9	1	03/18/15 07:32	03/20/15 18:01	108-95-2	
bis(2-Chloroethyl) ether	ND	ug/L	10.9	1	03/18/15 07:32	03/20/15 18:01	111-44-4	
2-Chlorophenol	ND	ug/L	10.9	1	03/18/15 07:32	03/20/15 18:01	95-57-8	
1,3-Dichlorobenzene	ND	ug/L	10.9	1	03/18/15 07:32	03/20/15 18:01	541-73-1	
1,4-Dichlorobenzene	ND	ug/L	10.9	1	03/18/15 07:32	03/20/15 18:01	106-46-7	
Benzyl alcohol	ND	ug/L	10.9	1	03/18/15 07:32	03/20/15 18:01	100-51-6	
1,2-Dichlorobenzene	ND	ug/L	10.9	1	03/18/15 07:32	03/20/15 18:01	95-50-1	
2-Methylphenol(o-Cresol)	47.7	ug/L	10.9	1	03/18/15 07:32	03/20/15 18:01	95-48-7	
bis(2-Chloroisopropyl) ether	ND	ug/L	10.9	1	03/18/15 07:32	03/20/15 18:01	108-60-1	
3&4-Methylphenol(m&p Cresol)	42.0	ug/L	21.7	1	03/18/15 07:32	03/20/15 18:01		
N-Nitroso-di-n-propylamine	ND	ug/L	10.9	1	03/18/15 07:32	03/20/15 18:01	621-64-7	
Hexachloroethane	ND	ug/L	10.9	1	03/18/15 07:32	03/20/15 18:01	67-72-1	
Nitrobenzene	ND	ug/L	10.9	1	03/18/15 07:32	03/20/15 18:01	98-95-3	
Isophorone	ND	ug/L	10.9	1	03/18/15 07:32	03/20/15 18:01	78-59-1	
2-Nitrophenol	ND	ug/L	10.9	1	03/18/15 07:32	03/20/15 18:01	88-75-5	
2,4-Dimethylphenol	58.9	ug/L	54.3	1	03/18/15 07:32	03/20/15 18:01	105-67-9	
Benzoic acid	ND	ug/L	54.3	1	03/18/15 07:32	03/20/15 18:01	65-85-0	
bis(2-Chloroethoxy)methane	ND	ug/L	10.9	1	03/18/15 07:32	03/20/15 18:01	111-91-1	
2,4-Dichlorophenol	ND	ug/L	10.9	1	03/18/15 07:32	03/20/15 18:01	120-83-2	
1,2,4-Trichlorobenzene	ND	ug/L	10.9	1	03/18/15 07:32	03/20/15 18:01	120-82-1	
Naphthalene	441	ug/L	54.3	5	03/18/15 07:32	03/23/15 11:00	91-20-3	

REPORT OF LABORATORY ANALYSIS

This report shall not be reproduced, except in full,
without the written consent of Pace Analytical Services, Inc..

ANALYTICAL RESULTS

Project: FORMER VAL STROUGH CHEVROLET

Pace Project No.: 1244497

Sample: MW9A	Lab ID: 1244497002	Collected: 03/13/15 10:28	Received: 03/16/15 08:20	Matrix: Water				
Parameters	Results	Units	Report Limit	DF	Prepared	Analyzed	CAS No.	Qual
8270 MSSV		Analytical Method: EPA 8270 Preparation Method: EPA 3520						
4-Chloroaniline	ND	ug/L	54.3	1	03/18/15 07:32	03/20/15 18:01	106-47-8	
Hexachloro-1,3-butadiene	ND	ug/L	10.9	1	03/18/15 07:32	03/20/15 18:01	87-68-3	
4-Chloro-3-methylphenol	ND	ug/L	10.9	1	03/18/15 07:32	03/20/15 18:01	59-50-7	
2-Methylnaphthalene	223	ug/L	54.3	5	03/18/15 07:32	03/23/15 11:00	91-57-6	
Hexachlorocyclopentadiene	ND	ug/L	54.3	1	03/18/15 07:32	03/20/15 18:01	77-47-4	
2,4,6-Trichlorophenol	ND	ug/L	10.9	1	03/18/15 07:32	03/20/15 18:01	88-06-2	
2,4,5-Trichlorophenol	ND	ug/L	10.9	1	03/18/15 07:32	03/20/15 18:01	95-95-4	
2-Chloronaphthalene	ND	ug/L	10.9	1	03/18/15 07:32	03/20/15 18:01	91-58-7	
2-Nitroaniline	ND	ug/L	10.9	1	03/18/15 07:32	03/20/15 18:01	88-74-4	
Dimethylphthalate	ND	ug/L	10.9	1	03/18/15 07:32	03/20/15 18:01	131-11-3	
Acenaphthylene	ND	ug/L	10.9	1	03/18/15 07:32	03/20/15 18:01	208-96-8	
2,6-Dinitrotoluene	ND	ug/L	10.9	1	03/18/15 07:32	03/20/15 18:01	606-20-2	
3-Nitroaniline	ND	ug/L	10.9	1	03/18/15 07:32	03/20/15 18:01	99-09-2	
Acenaphthene	ND	ug/L	10.9	1	03/18/15 07:32	03/20/15 18:01	83-32-9	
2,4-Dinitrophenol	ND	ug/L	10.9	1	03/18/15 07:32	03/20/15 18:01	51-28-5	
4-Nitrophenol	ND	ug/L	10.9	1	03/18/15 07:32	03/20/15 18:01	100-02-7	
Dibenzofuran	ND	ug/L	10.9	1	03/18/15 07:32	03/20/15 18:01	132-64-9	
2,4-Dinitrotoluene	ND	ug/L	10.9	1	03/18/15 07:32	03/20/15 18:01	121-14-2	
Diethylphthalate	ND	ug/L	10.9	1	03/18/15 07:32	03/20/15 18:01	84-66-2	
4-Chlorophenylphenyl ether	ND	ug/L	10.9	1	03/18/15 07:32	03/20/15 18:01	7005-72-3	
Fluorene	ND	ug/L	10.9	1	03/18/15 07:32	03/20/15 18:01	86-73-7	
4-Nitroaniline	ND	ug/L	10.9	1	03/18/15 07:32	03/20/15 18:01	100-01-6	
4,6-Dinitro-2-methylphenol	ND	ug/L	10.9	1	03/18/15 07:32	03/20/15 18:01	534-52-1	
N-Nitrosodiphenylamine	ND	ug/L	10.9	1	03/18/15 07:32	03/20/15 18:01	86-30-6	
4-Bromophenylphenyl ether	ND	ug/L	10.9	1	03/18/15 07:32	03/20/15 18:01	101-55-3	
Hexachlorobenzene	ND	ug/L	10.9	1	03/18/15 07:32	03/20/15 18:01	118-74-1	
Pentachlorophenol	ND	ug/L	21.7	1	03/18/15 07:32	03/20/15 18:01	87-86-5	
Phenanthrene	ND	ug/L	10.9	1	03/18/15 07:32	03/20/15 18:01	85-01-8	
Anthracene	ND	ug/L	10.9	1	03/18/15 07:32	03/20/15 18:01	120-12-7	
Di-n-butylphthalate	ND	ug/L	10.9	1	03/18/15 07:32	03/20/15 18:01	84-74-2	
Fluoranthene	ND	ug/L	10.9	1	03/18/15 07:32	03/20/15 18:01	206-44-0	
Pyrene	ND	ug/L	10.9	1	03/18/15 07:32	03/20/15 18:01	129-00-0	
Butylbenzylphthalate	ND	ug/L	10.9	1	03/18/15 07:32	03/20/15 18:01	85-68-7	
3,3'-Dichlorobenzidine	ND	ug/L	54.3	1	03/18/15 07:32	03/20/15 18:01	91-94-1	
Benzo(a)anthracene	ND	ug/L	10.9	1	03/18/15 07:32	03/20/15 18:01	56-55-3	
Chrysene	ND	ug/L	10.9	1	03/18/15 07:32	03/20/15 18:01	218-01-9	
bis(2-Ethylhexyl)phthalate	ND	ug/L	10.9	1	03/18/15 07:32	03/20/15 18:01	117-81-7	
Di-n-octylphthalate	ND	ug/L	10.9	1	03/18/15 07:32	03/20/15 18:01	117-84-0	
Benzo(b)fluoranthene	ND	ug/L	10.9	1	03/18/15 07:32	03/20/15 18:01	205-99-2	
Benzo(k)fluoranthene	ND	ug/L	10.9	1	03/18/15 07:32	03/20/15 18:01	207-08-9	
Benzo(a)pyrene	ND	ug/L	10.9	1	03/18/15 07:32	03/20/15 18:01	50-32-8	
Indeno(1,2,3-cd)pyrene	ND	ug/L	10.9	1	03/18/15 07:32	03/20/15 18:01	193-39-5	
Dibenz(a,h)anthracene	ND	ug/L	10.9	1	03/18/15 07:32	03/20/15 18:01	53-70-3	
Benzo(g,h,i)perylene	ND	ug/L	10.9	1	03/18/15 07:32	03/20/15 18:01	191-24-2	
Pyridine	ND	ug/L	10.9	1	03/18/15 07:32	03/20/15 18:01	110-86-1	L2
N-Nitrosodimethylamine	ND	ug/L	10.9	1	03/18/15 07:32	03/20/15 18:01	62-75-9	
1,2-Diphenylhydrazine	ND	ug/L	10.9	1	03/18/15 07:32	03/20/15 18:01	122-66-7	

REPORT OF LABORATORY ANALYSIS

This report shall not be reproduced, except in full,
without the written consent of Pace Analytical Services, Inc..

ANALYTICAL RESULTS

Project: FORMER VAL STROUGH CHEVROLET

Pace Project No.: 1244497

Sample: MW9A		Lab ID: 1244497002		Collected: 03/13/15 10:28		Received: 03/16/15 08:20		Matrix: Water	
Parameters	Results	Units	Report Limit	DF	Prepared	Analyzed	CAS No.	Qual	
8270 MSSV		Analytical Method: EPA 8270 Preparation Method: EPA 3520							
Carbazole	ND	ug/L	10.9	1	03/18/15 07:32	03/20/15 18:01	86-74-8		
1-Methylnaphthalene	141	ug/L	10.9	1	03/18/15 07:32	03/20/15 18:01	90-12-0		
Benzidine	ND	ug/L	54.3	1	03/18/15 07:32	03/20/15 18:01	92-87-5	L2,SS	
Surrogates									
Nitrobenzene-d5 (S)	94	%.	54-125	1	03/18/15 07:32	03/20/15 18:01	4165-60-0		
2-Fluorobiphenyl (S)	90	%.	35-125	1	03/18/15 07:32	03/20/15 18:01	321-60-8		
p-Terphenyl-d14 (S)	88	%.	65-125	1	03/18/15 07:32	03/20/15 18:01	1718-51-0		
Phenol-d6 (S)	98	%.	55-125	1	03/18/15 07:32	03/20/15 18:01	13127-88-3		
2-Fluorophenol (S)	91	%.	51-125	1	03/18/15 07:32	03/20/15 18:01	367-12-4		
2,4,6-Tribromophenol (S)	111	%.	61-125	1	03/18/15 07:32	03/20/15 18:01	118-79-6		

REPORT OF LABORATORY ANALYSIS

This report shall not be reproduced, except in full,
without the written consent of Pace Analytical Services, Inc..

ANALYTICAL RESULTS

Project: FORMER VAL STROUGH CHEVROLET

Pace Project No.: 1244497

Sample: DPE1	Lab ID: 1244497003	Collected: 03/13/15 11:05	Received: 03/16/15 08:20	Matrix: Water				
Parameters	Results	Units	Report Limit	DF	Prepared	Analyzed	CAS No.	Qual
8015 GCS THC-Diesel Silica Gel								
Analytical Method: EPA 8015B Preparation Method: EPA 3510								
TPH-DRO (C10-C28)	0.13	mg/L	0.050	1	03/23/15 11:00	04/07/15 21:06		
TPH - Motor Oil	ND	mg/L	0.10	1	03/23/15 11:00	04/07/15 21:06	64742-65-0	
Surrogates								
n-Octacosane (S)	124	%	70-130	1	03/23/15 11:00	04/07/15 21:06	630-02-4	
8260 MSV								
Analytical Method: EPA 8260B								
Benzene	110	ug/L	3.1	6.25		03/26/15 23:21	71-43-2	
Bromobenzene	ND	ug/L	3.1	6.25		03/26/15 23:21	108-86-1	
Bromochloromethane	ND	ug/L	3.1	6.25		03/26/15 23:21	74-97-5	L3
Bromodichloromethane	ND	ug/L	3.1	6.25		03/26/15 23:21	75-27-4	L3
Bromoform	ND	ug/L	3.1	6.25		03/26/15 23:21	75-25-2	L3
Bromomethane	ND	ug/L	125	6.25		03/26/15 23:21	74-83-9	
n-Butylbenzene	20.7	ug/L	3.1	6.25		03/26/15 23:21	104-51-8	
sec-Butylbenzene	17.8	ug/L	3.1	6.25		03/26/15 23:21	135-98-8	
tert-Butylbenzene	ND	ug/L	3.1	6.25		03/26/15 23:21	98-06-6	
Carbon tetrachloride	ND	ug/L	3.1	6.25		03/26/15 23:21	56-23-5	L3
Chlorobenzene	ND	ug/L	3.1	6.25		03/26/15 23:21	108-90-7	
Chloroethane	ND	ug/L	3.1	6.25		03/26/15 23:21	75-00-3	
Chloroform	ND	ug/L	3.1	6.25		03/26/15 23:21	67-66-3	L3
Chloromethane	ND	ug/L	3.1	6.25		03/26/15 23:21	74-87-3	L2
2-Chlorotoluene	ND	ug/L	6.2	6.25		03/26/15 23:21	95-49-8	
4-Chlorotoluene	ND	ug/L	6.2	6.25		03/26/15 23:21	106-43-4	
1,2-Dibromo-3-chloropropane	ND	ug/L	3.1	6.25		03/26/15 23:21	96-12-8	L3
Dibromochloromethane	ND	ug/L	3.1	6.25		03/26/15 23:21	124-48-1	L3
1,2-Dibromoethane (EDB)	ND	ug/L	3.1	6.25		03/26/15 23:21	106-93-4	L3
Dibromomethane	ND	ug/L	3.1	6.25		03/26/15 23:21	74-95-3	L3
1,2-Dichlorobenzene	ND	ug/L	3.1	6.25		03/26/15 23:21	95-50-1	
1,3-Dichlorobenzene	ND	ug/L	3.1	6.25		03/26/15 23:21	541-73-1	
1,4-Dichlorobenzene	ND	ug/L	3.1	6.25		03/26/15 23:21	106-46-7	
Dichlorodifluoromethane	ND	ug/L	3.1	6.25		03/26/15 23:21	75-71-8	L2
1,1-Dichloroethane	ND	ug/L	3.1	6.25		03/26/15 23:21	75-34-3	
1,2-Dichloroethane	ND	ug/L	3.1	6.25		03/26/15 23:21	107-06-2	L3
1,1-Dichloroethene	ND	ug/L	3.1	6.25		03/26/15 23:21	75-35-4	
cis-1,2-Dichloroethene	ND	ug/L	3.1	6.25		03/26/15 23:21	156-59-2	
trans-1,2-Dichloroethene	ND	ug/L	3.1	6.25		03/26/15 23:21	156-60-5	
1,2-Dichloropropane	ND	ug/L	3.1	6.25		03/26/15 23:21	78-87-5	
1,3-Dichloropropane	ND	ug/L	3.1	6.25		03/26/15 23:21	142-28-9	L3
2,2-Dichloropropane	ND	ug/L	3.1	6.25		03/26/15 23:21	594-20-7	L3
1,1-Dichloropropene	ND	ug/L	3.1	6.25		03/26/15 23:21	563-58-6	
cis-1,3-Dichloropropene	ND	ug/L	3.1	6.25		03/26/15 23:21	10061-01-5	L3
trans-1,3-Dichloropropene	ND	ug/L	3.1	6.25		03/26/15 23:21	10061-02-6	L3
Ethylbenzene	561	ug/L	3.1	6.25		03/26/15 23:21	100-41-4	
Hexachloro-1,3-butadiene	ND	ug/L	3.1	6.25		03/26/15 23:21	87-68-3	
Isopropylbenzene (Cumene)	77.8	ug/L	3.1	6.25		03/26/15 23:21	98-82-8	
p-Isopropyltoluene	9.4	ug/L	3.1	6.25		03/26/15 23:21	99-87-6	
Methylene Chloride	ND	ug/L	31.2	6.25		03/26/15 23:21	75-09-2	
Methyl-tert-butyl ether	ND	ug/L	3.1	6.25		03/26/15 23:21	1634-04-4	

REPORT OF LABORATORY ANALYSIS

This report shall not be reproduced, except in full,
without the written consent of Pace Analytical Services, Inc..

ANALYTICAL RESULTS

Project: FORMER VAL STROUGH CHEVROLET

Sample Project No.: 1244497

Sample: DPE1	Lab ID: 1244497003	Collected: 03/13/15 11:05	Received: 03/16/15 08:20	Matrix: Water				
Parameters	Results	Units	Report Limit	DF	Prepared	Analyzed	CAS No.	Qual
8260 MSV		Analytical Method: EPA 8260B						
Naphthalene	299	ug/L	3.1	6.25		03/26/15 23:21	91-20-3	
n-Propylbenzene	191	ug/L	3.1	6.25		03/26/15 23:21	103-65-1	
Styrene	ND	ug/L	3.1	6.25		03/26/15 23:21	100-42-5	
1,1,1,2-Tetrachloroethane	ND	ug/L	3.1	6.25		03/26/15 23:21	630-20-6	
1,1,2,2-Tetrachloroethane	ND	ug/L	3.1	6.25		03/26/15 23:21	79-34-5	
Tetrachloroethene	ND	ug/L	3.1	6.25		03/26/15 23:21	127-18-4	L3
Toluene	761	ug/L	3.1	6.25		03/26/15 23:21	108-88-3	
TPH as Gas	19900	ug/L	312	6.25		03/26/15 23:21		
1,2,3-Trichlorobenzene	ND	ug/L	3.1	6.25		03/26/15 23:21	87-61-6	
1,2,4-Trichlorobenzene	ND	ug/L	3.1	6.25		03/26/15 23:21	120-82-1	
1,1,1-Trichloroethane	ND	ug/L	3.1	6.25		03/26/15 23:21	71-55-6	L3
1,1,2-Trichloroethane	ND	ug/L	3.1	6.25		03/26/15 23:21	79-00-5	L3
Trichloroethene	ND	ug/L	3.1	6.25		03/26/15 23:21	79-01-6	L3
Trichlorofluoromethane	ND	ug/L	3.1	6.25		03/26/15 23:21	75-69-4	
1,2,3-Trichloropropane	ND	ug/L	3.1	6.25		03/26/15 23:21	96-18-4	
1,2,4-Trimethylbenzene	1470	ug/L	3.1	6.25		03/26/15 23:21	95-63-6	E
1,3,5-Trimethylbenzene	421	ug/L	3.1	6.25		03/26/15 23:21	108-67-8	
Vinyl chloride	ND	ug/L	3.1	6.25		03/26/15 23:21	75-01-4	
m&p-Xylene	2290	ug/L	3.1	6.25		03/26/15 23:21	179601-23-1	
o-Xylene	1230	ug/L	3.1	6.25		03/26/15 23:21	95-47-6	
Surrogates								
1,2-Dichloroethane-d4 (S)	95	%	70-130	6.25		03/26/15 23:21	17060-07-0	
Toluene-d8 (S)	103	%	70-130	6.25		03/26/15 23:21	2037-26-5	
4-Bromofluorobenzene (S)	110	%	70-130	6.25		03/26/15 23:21	460-00-4	
8270 MSSV		Analytical Method: EPA 8270 Preparation Method: EPA 3520						
Phenol	ND	ug/L	10.4	1	03/18/15 07:32	03/20/15 18:30	108-95-2	
bis(2-Chloroethyl) ether	ND	ug/L	10.4	1	03/18/15 07:32	03/20/15 18:30	111-44-4	
2-Chlorophenol	ND	ug/L	10.4	1	03/18/15 07:32	03/20/15 18:30	95-57-8	
1,3-Dichlorobenzene	ND	ug/L	10.4	1	03/18/15 07:32	03/20/15 18:30	541-73-1	
1,4-Dichlorobenzene	ND	ug/L	10.4	1	03/18/15 07:32	03/20/15 18:30	106-46-7	
Benzyl alcohol	ND	ug/L	10.4	1	03/18/15 07:32	03/20/15 18:30	100-51-6	
1,2-Dichlorobenzene	ND	ug/L	10.4	1	03/18/15 07:32	03/20/15 18:30	95-50-1	
2-Methylphenol(o-Cresol)	12.6	ug/L	10.4	1	03/18/15 07:32	03/20/15 18:30	95-48-7	
bis(2-Chloroisopropyl) ether	ND	ug/L	10.4	1	03/18/15 07:32	03/20/15 18:30	108-60-1	
3&4-Methylphenol(m&p Cresol)	29.7	ug/L	20.8	1	03/18/15 07:32	03/20/15 18:30		
N-Nitroso-di-n-propylamine	ND	ug/L	10.4	1	03/18/15 07:32	03/20/15 18:30	621-64-7	
Hexachloroethane	ND	ug/L	10.4	1	03/18/15 07:32	03/20/15 18:30	67-72-1	
Nitrobenzene	ND	ug/L	10.4	1	03/18/15 07:32	03/20/15 18:30	98-95-3	
Isophorone	ND	ug/L	10.4	1	03/18/15 07:32	03/20/15 18:30	78-59-1	
2-Nitrophenol	ND	ug/L	10.4	1	03/18/15 07:32	03/20/15 18:30	88-75-5	
2,4-Dimethylphenol	ND	ug/L	52.1	1	03/18/15 07:32	03/20/15 18:30	105-67-9	
Benzoic acid	ND	ug/L	52.1	1	03/18/15 07:32	03/20/15 18:30	65-85-0	
bis(2-Chloroethoxy)methane	ND	ug/L	10.4	1	03/18/15 07:32	03/20/15 18:30	111-91-1	
2,4-Dichlorophenol	ND	ug/L	10.4	1	03/18/15 07:32	03/20/15 18:30	120-83-2	
1,2,4-Trichlorobenzene	ND	ug/L	10.4	1	03/18/15 07:32	03/20/15 18:30	120-82-1	
Naphthalene	ND	ug/L	10.4	1	03/18/15 07:32	03/20/15 18:30	91-20-3	

REPORT OF LABORATORY ANALYSIS

This report shall not be reproduced, except in full,
without the written consent of Pace Analytical Services, Inc..

ANALYTICAL RESULTS

Project: FORMER VAL STROUGH CHEVROLET

Pace Project No.: 1244497

Sample: DPE1	Lab ID: 1244497003	Collected: 03/13/15 11:05	Received: 03/16/15 08:20	Matrix: Water				
Parameters	Results	Units	Report Limit	DF	Prepared	Analyzed	CAS No.	Qual
8270 MSSV		Analytical Method: EPA 8270 Preparation Method: EPA 3520						
4-Chloroaniline	ND	ug/L	52.1	1	03/18/15 07:32	03/20/15 18:30	106-47-8	
Hexachloro-1,3-butadiene	ND	ug/L	10.4	1	03/18/15 07:32	03/20/15 18:30	87-68-3	
4-Chloro-3-methylphenol	ND	ug/L	10.4	1	03/18/15 07:32	03/20/15 18:30	59-50-7	
2-Methylnaphthalene	53.3	ug/L	10.4	1	03/18/15 07:32	03/20/15 18:30	91-57-6	
Hexachlorocyclopentadiene	ND	ug/L	52.1	1	03/18/15 07:32	03/20/15 18:30	77-47-4	
2,4,6-Trichlorophenol	ND	ug/L	10.4	1	03/18/15 07:32	03/20/15 18:30	88-06-2	
2,4,5-Trichlorophenol	ND	ug/L	10.4	1	03/18/15 07:32	03/20/15 18:30	95-95-4	
2-Chloronaphthalene	ND	ug/L	10.4	1	03/18/15 07:32	03/20/15 18:30	91-58-7	
2-Nitroaniline	ND	ug/L	10.4	1	03/18/15 07:32	03/20/15 18:30	88-74-4	
Dimethylphthalate	ND	ug/L	10.4	1	03/18/15 07:32	03/20/15 18:30	131-11-3	
Acenaphthylene	ND	ug/L	10.4	1	03/18/15 07:32	03/20/15 18:30	208-96-8	
2,6-Dinitrotoluene	ND	ug/L	10.4	1	03/18/15 07:32	03/20/15 18:30	606-20-2	
3-Nitroaniline	ND	ug/L	10.4	1	03/18/15 07:32	03/20/15 18:30	99-09-2	
Acenaphthene	ND	ug/L	10.4	1	03/18/15 07:32	03/20/15 18:30	83-32-9	
2,4-Dinitrophenol	ND	ug/L	10.4	1	03/18/15 07:32	03/20/15 18:30	51-28-5	
4-Nitrophenol	ND	ug/L	10.4	1	03/18/15 07:32	03/20/15 18:30	100-02-7	
Dibenzofuran	ND	ug/L	10.4	1	03/18/15 07:32	03/20/15 18:30	132-64-9	
2,4-Dinitrotoluene	ND	ug/L	10.4	1	03/18/15 07:32	03/20/15 18:30	121-14-2	
Diethylphthalate	ND	ug/L	10.4	1	03/18/15 07:32	03/20/15 18:30	84-66-2	
4-Chlorophenylphenyl ether	ND	ug/L	10.4	1	03/18/15 07:32	03/20/15 18:30	7005-72-3	
Fluorene	ND	ug/L	10.4	1	03/18/15 07:32	03/20/15 18:30	86-73-7	
4-Nitroaniline	ND	ug/L	10.4	1	03/18/15 07:32	03/20/15 18:30	100-01-6	
4,6-Dinitro-2-methylphenol	ND	ug/L	10.4	1	03/18/15 07:32	03/20/15 18:30	534-52-1	
N-Nitrosodiphenylamine	ND	ug/L	10.4	1	03/18/15 07:32	03/20/15 18:30	86-30-6	
4-Bromophenylphenyl ether	ND	ug/L	10.4	1	03/18/15 07:32	03/20/15 18:30	101-55-3	
Hexachlorobenzene	ND	ug/L	10.4	1	03/18/15 07:32	03/20/15 18:30	118-74-1	
Pentachlorophenol	ND	ug/L	20.8	1	03/18/15 07:32	03/20/15 18:30	87-86-5	
Phenanthrene	ND	ug/L	10.4	1	03/18/15 07:32	03/20/15 18:30	85-01-8	
Anthracene	ND	ug/L	10.4	1	03/18/15 07:32	03/20/15 18:30	120-12-7	
Di-n-butylphthalate	ND	ug/L	10.4	1	03/18/15 07:32	03/20/15 18:30	84-74-2	
Fluoranthene	ND	ug/L	10.4	1	03/18/15 07:32	03/20/15 18:30	206-44-0	
Pyrene	ND	ug/L	10.4	1	03/18/15 07:32	03/20/15 18:30	129-00-0	
Butylbenzylphthalate	ND	ug/L	10.4	1	03/18/15 07:32	03/20/15 18:30	85-68-7	
3,3'-Dichlorobenzidine	ND	ug/L	52.1	1	03/18/15 07:32	03/20/15 18:30	91-94-1	
Benzo(a)anthracene	ND	ug/L	10.4	1	03/18/15 07:32	03/20/15 18:30	56-55-3	
Chrysene	ND	ug/L	10.4	1	03/18/15 07:32	03/20/15 18:30	218-01-9	
bis(2-Ethylhexyl)phthalate	ND	ug/L	10.4	1	03/18/15 07:32	03/20/15 18:30	117-81-7	
Di-n-octylphthalate	ND	ug/L	10.4	1	03/18/15 07:32	03/20/15 18:30	117-84-0	
Benzo(b)fluoranthene	ND	ug/L	10.4	1	03/18/15 07:32	03/20/15 18:30	205-99-2	
Benzo(k)fluoranthene	ND	ug/L	10.4	1	03/18/15 07:32	03/20/15 18:30	207-08-9	
Benzo(a)pyrene	ND	ug/L	10.4	1	03/18/15 07:32	03/20/15 18:30	50-32-8	
Indeno(1,2,3-cd)pyrene	ND	ug/L	10.4	1	03/18/15 07:32	03/20/15 18:30	193-39-5	
Dibenz(a,h)anthracene	ND	ug/L	10.4	1	03/18/15 07:32	03/20/15 18:30	53-70-3	
Benzo(g,h,i)perylene	ND	ug/L	10.4	1	03/18/15 07:32	03/20/15 18:30	191-24-2	
Pyridine	ND	ug/L	10.4	1	03/18/15 07:32	03/20/15 18:30	110-86-1	L2
N-Nitrosodimethylamine	ND	ug/L	10.4	1	03/18/15 07:32	03/20/15 18:30	62-75-9	
1,2-Diphenylhydrazine	ND	ug/L	10.4	1	03/18/15 07:32	03/20/15 18:30	122-66-7	

REPORT OF LABORATORY ANALYSIS

This report shall not be reproduced, except in full,
without the written consent of Pace Analytical Services, Inc..

ANALYTICAL RESULTS

Project: FORMER VAL STROUGH CHEVROLET

Pace Project No.: 1244497

Sample: DPE1		Lab ID: 1244497003		Collected: 03/13/15 11:05		Received: 03/16/15 08:20		Matrix: Water	
Parameters	Results	Units	Report Limit	DF	Prepared	Analyzed	CAS No.	Qual	
8270 MSSV		Analytical Method: EPA 8270 Preparation Method: EPA 3520							
Carbazole	ND	ug/L	10.4	1	03/18/15 07:32	03/20/15 18:30	86-74-8		
1-Methylnaphthalene	57.9	ug/L	10.4	1	03/18/15 07:32	03/20/15 18:30	90-12-0		
Benzidine	ND	ug/L	52.1	1	03/18/15 07:32	03/20/15 18:30	92-87-5	L2,SS	
Surrogates									
Nitrobenzene-d5 (S)	74	%.	54-125	1	03/18/15 07:32	03/20/15 18:30	4165-60-0		
2-Fluorobiphenyl (S)	76	%.	35-125	1	03/18/15 07:32	03/20/15 18:30	321-60-8		
p-Terphenyl-d14 (S)	79	%.	65-125	1	03/18/15 07:32	03/20/15 18:30	1718-51-0		
Phenol-d6 (S)	78	%.	55-125	1	03/18/15 07:32	03/20/15 18:30	13127-88-3		
2-Fluorophenol (S)	68	%.	51-125	1	03/18/15 07:32	03/20/15 18:30	367-12-4		
2,4,6-Tribromophenol (S)	96	%.	61-125	1	03/18/15 07:32	03/20/15 18:30	118-79-6		

REPORT OF LABORATORY ANALYSIS

This report shall not be reproduced, except in full,
without the written consent of Pace Analytical Services, Inc..

QUALITY CONTROL DATA

Project: FORMER VAL STROUGH CHEVROLET

Pace Project No.: 1244497

QC Batch: DAOP/1022 Analysis Method: EPA 8015B
QC Batch Method: EPA 3510 Analysis Description: 8015 GCS
Associated Lab Samples: 1244497001, 1244497002, 1244497003

METHOD BLANK: 194218 Matrix: Water

Associated Lab Samples: 1244497001, 1244497002, 1244497003

Parameter	Units	Blank Result	Reporting Limit	Analyzed	Qualifiers
TPH - Motor Oil	mg/L	ND	0.10	04/08/15 15:52	
TPH-DRO (C10-C28)	mg/L	ND	0.050	04/08/15 15:52	
n-Octacosane (S)	%.	115	70-130	04/08/15 15:52	

LABORATORY CONTROL SAMPLE: 194219

Parameter	Units	Spike Conc.	LCS Result	LCS % Rec	% Rec Limits	Qualifiers
TPH-DRO (C10-C28)	mg/L	1	0.83	83	70-130	
n-Octacosane (S)	%.			123	70-130	

MATRIX SPIKE & MATRIX SPIKE DUPLICATE: 194220 194221

Parameter	Units	1244497001 Result	MS Spike Conc.	MSD Spike Conc.	MS Result	MSD Result	MS % Rec	MSD % Rec	% Rec Limits	RPD	Max RPD	Qual
TPH-DRO (C10-C28)	mg/L	0.32	1	1	1.3	1.2	95	92	70-130	2	25	
n-Octacosane (S)	%.						126	128	70-130			

Results presented on this page are in the units indicated by the "Units" column except where an alternate unit is presented to the right of the result.

REPORT OF LABORATORY ANALYSIS

This report shall not be reproduced, except in full,
without the written consent of Pace Analytical Services, Inc..

QUALITY CONTROL DATA

Project: FORMER VAL STROUGH CHEVROLET

Pace Project No.: 1244497

QC Batch: DAVM/1068 Analysis Method: EPA 8260B

QC Batch Method: EPA 8260B Analysis Description: 8260 MSV

Associated Lab Samples: 1244497001, 1244497002, 1244497003

METHOD BLANK: 194293 Matrix: Water

Associated Lab Samples: 1244497001, 1244497002, 1244497003

Parameter	Units	Blank Result	Reporting Limit	Analyzed	Qualifiers
1,1,1,2-Tetrachloroethane	ug/L	ND	0.50	03/23/15 13:32	
1,1,1-Trichloroethane	ug/L	ND	0.50	03/23/15 13:32	
1,1,2,2-Tetrachloroethane	ug/L	ND	0.50	03/23/15 13:32	
1,1,2-Trichloroethane	ug/L	ND	0.50	03/23/15 13:32	
1,1-Dichloroethane	ug/L	ND	0.50	03/23/15 13:32	
1,1-Dichloroethene	ug/L	ND	0.50	03/23/15 13:32	
1,1-Dichloropropene	ug/L	ND	0.50	03/23/15 13:32	
1,2,3-Trichlorobenzene	ug/L	ND	0.50	03/23/15 13:32	
1,2,3-Trichloropropane	ug/L	ND	0.50	03/23/15 13:32	
1,2,4-Trichlorobenzene	ug/L	ND	0.50	03/23/15 13:32	
1,2,4-Trimethylbenzene	ug/L	ND	0.50	03/23/15 13:32	
1,2-Dibromo-3-chloropropane	ug/L	ND	0.50	03/23/15 13:32	
1,2-Dibromoethane (EDB)	ug/L	ND	0.50	03/23/15 13:32	
1,2-Dichlorobenzene	ug/L	ND	0.50	03/23/15 13:32	
1,2-Dichloroethane	ug/L	ND	0.50	03/23/15 13:32	
1,2-Dichloropropane	ug/L	ND	0.50	03/23/15 13:32	
1,3,5-Trimethylbenzene	ug/L	ND	0.50	03/23/15 13:32	
1,3-Dichlorobenzene	ug/L	ND	0.50	03/23/15 13:32	
1,3-Dichloropropane	ug/L	ND	0.50	03/23/15 13:32	
1,4-Dichlorobenzene	ug/L	ND	0.50	03/23/15 13:32	
2,2-Dichloropropane	ug/L	ND	0.50	03/23/15 13:32	
2-Chlorotoluene	ug/L	ND	1.0	03/23/15 13:32	
4-Chlorotoluene	ug/L	ND	1.0	03/23/15 13:32	
Benzene	ug/L	ND	0.50	03/23/15 13:32	
Bromobenzene	ug/L	ND	0.50	03/23/15 13:32	
Bromochloromethane	ug/L	ND	0.50	03/23/15 13:32	
Bromodichloromethane	ug/L	ND	0.50	03/23/15 13:32	
Bromoform	ug/L	ND	0.50	03/23/15 13:32	
Bromomethane	ug/L	ND	20.0	03/23/15 13:32	
Carbon tetrachloride	ug/L	ND	0.50	03/23/15 13:32	
Chlorobenzene	ug/L	ND	0.50	03/23/15 13:32	
Chloroethane	ug/L	ND	0.50	03/23/15 13:32	
Chloroform	ug/L	ND	0.50	03/23/15 13:32	
Chloromethane	ug/L	ND	0.50	03/23/15 13:32	
cis-1,2-Dichloroethene	ug/L	ND	0.50	03/23/15 13:32	
cis-1,3-Dichloropropene	ug/L	ND	0.50	03/23/15 13:32	
Dibromochloromethane	ug/L	ND	0.50	03/23/15 13:32	
Dibromomethane	ug/L	ND	0.50	03/23/15 13:32	
Dichlorodifluoromethane	ug/L	ND	0.50	03/23/15 13:32	
Ethylbenzene	ug/L	ND	0.50	03/23/15 13:32	
Hexachloro-1,3-butadiene	ug/L	ND	0.50	03/23/15 13:32	

Results presented on this page are in the units indicated by the "Units" column except where an alternate unit is presented to the right of the result.

REPORT OF LABORATORY ANALYSIS

This report shall not be reproduced, except in full,
without the written consent of Pace Analytical Services, Inc..

QUALITY CONTROL DATA

Project: FORMER VAL STROUGH CHEVROLET

Pace Project No.: 1244497

METHOD BLANK: 194293

Matrix: Water

Associated Lab Samples: 1244497001, 1244497002, 1244497003

Parameter	Units	Blank Result	Reporting Limit	Analyzed	Qualifiers
Isopropylbenzene (Cumene)	ug/L	ND	0.50	03/23/15 13:32	
m&p-Xylene	ug/L	ND	0.50	03/23/15 13:32	
Methyl-tert-butyl ether	ug/L	ND	0.50	03/23/15 13:32	
Methylene Chloride	ug/L	ND	5.0	03/23/15 13:32	
n-Butylbenzene	ug/L	ND	0.50	03/23/15 13:32	
n-Propylbenzene	ug/L	ND	0.50	03/23/15 13:32	
Naphthalene	ug/L	ND	0.50	03/23/15 13:32	
o-Xylene	ug/L	ND	0.50	03/23/15 13:32	
p-Isopropyltoluene	ug/L	ND	0.50	03/23/15 13:32	
sec-Butylbenzene	ug/L	ND	0.50	03/23/15 13:32	
Styrene	ug/L	ND	0.50	03/23/15 13:32	
tert-Butylbenzene	ug/L	ND	0.50	03/23/15 13:32	
Tetrachloroethene	ug/L	ND	0.50	03/23/15 13:32	
Toluene	ug/L	ND	0.50	03/23/15 13:32	
TPH as Gas	ug/L	ND	50.0	03/23/15 13:32	
trans-1,2-Dichloroethene	ug/L	ND	0.50	03/23/15 13:32	
trans-1,3-Dichloropropene	ug/L	ND	0.50	03/23/15 13:32	
Trichloroethene	ug/L	ND	0.50	03/23/15 13:32	
Trichlorofluoromethane	ug/L	ND	0.50	03/23/15 13:32	
Vinyl chloride	ug/L	ND	0.50	03/23/15 13:32	
1,2-Dichloroethane-d4 (S)	%	106	70-130	03/23/15 13:32	
4-Bromofluorobenzene (S)	%	106	70-130	03/23/15 13:32	
Toluene-d8 (S)	%	114	70-130	03/23/15 13:32	

LABORATORY CONTROL SAMPLE: 194294

Parameter	Units	Spike Conc.	LCS Result	LCS % Rec	% Rec Limits	Qualifiers
1,1,1,2-Tetrachloroethane	ug/L	40	49.9	125	70-130	
1,1,1-Trichloroethane	ug/L	40	59.8	149	70-130	L0
1,1,2,2-Tetrachloroethane	ug/L	40	41.9	105	70-130	
1,1,2-Trichloroethane	ug/L	40	53.9	135	70-130	L0
1,1-Dichloroethane	ug/L	40	47.8	120	70-130	
1,1-Dichloroethene	ug/L	40	43.7	109	70-130	
1,1-Dichloropropene	ug/L	40	49.0	122	70-130	
1,2,3-Trichlorobenzene	ug/L	40	37.8	95	70-130	
1,2,3-Trichloropropane	ug/L	40	44.3	111	70-130	
1,2,4-Trichlorobenzene	ug/L	40	36.8	92	70-130	
1,2,4-Trimethylbenzene	ug/L	40	41.8	105	70-130	
1,2-Dibromo-3-chloropropane	ug/L	100	144	144	70-130	L0
1,2-Dibromoethane (EDB)	ug/L	40	60.0	150	70-130	L0
1,2-Dichlorobenzene	ug/L	40	36.5	91	70-130	
1,2-Dichloroethane	ug/L	40	53.6	134	70-130	L0
1,2-Dichloropropane	ug/L	40	48.1	120	70-130	
1,3,5-Trimethylbenzene	ug/L	40	41.7	104	70-130	

Results presented on this page are in the units indicated by the "Units" column except where an alternate unit is presented to the right of the result.

REPORT OF LABORATORY ANALYSIS

This report shall not be reproduced, except in full,
without the written consent of Pace Analytical Services, Inc..

QUALITY CONTROL DATA

Project: FORMER VAL STROUGH CHEVROLET
Pace Project No.: 1244497

LABORATORY CONTROL SAMPLE: 194294

Parameter	Units	Spike Conc.	LCS Result	LCS % Rec	% Rec Limits	Qualifiers
1,3-Dichlorobenzene	ug/L	40	41.2	103	70-130	
1,3-Dichloropropane	ug/L	40	53.2	133	70-130	L0
1,4-Dichlorobenzene	ug/L	40	35.8	89	70-130	
2,2-Dichloropropane	ug/L	40	60.4	151	70-130	L0
2-Chlorotoluene	ug/L	40	39.5	99	70-130	
4-Chlorotoluene	ug/L	40	39.8	99	70-130	
Benzene	ug/L	40	47.4	119	70-130	
Bromobenzene	ug/L	40	41.6	104	70-130	
Bromochloromethane	ug/L	40	54.3	136	70-130	L0
Bromodichloromethane	ug/L	40	57.7	144	70-130	L0
Bromoform	ug/L	40	56.0	140	70-135	L0
Bromomethane	ug/L	40	39.2	98	50-135	
Carbon tetrachloride	ug/L	40	71.3	178	70-130	L0
Chlorobenzene	ug/L	40	39.5	99	70-130	
Chloroethane	ug/L	40	50.2	126	70-130	
Chloroform	ug/L	40	52.3	131	70-130	L0
Chloromethane	ug/L	40	26.5	66	70-130	L0
cis-1,2-Dichloroethene	ug/L	40	48.8	122	70-130	
cis-1,3-Dichloropropene	ug/L	40	57.8	145	70-130	L0
Dibromochloromethane	ug/L	40	67.1	168	70-130	L0
Dibromomethane	ug/L	40	55.4	138	70-130	L0
Dichlorodifluoromethane	ug/L	40	14.8	37	65-140	L0
Ethylbenzene	ug/L	40	37.8	95	70-130	
Hexachloro-1,3-butadiene	ug/L	40	38.2	95	70-130	
Isopropylbenzene (Cumene)	ug/L	40	40.5	101	70-130	
m&p-Xylene	ug/L	80	78.9	99	70-130	
Methyl-tert-butyl ether	ug/L	40	50.7	127	70-130	
Methylene Chloride	ug/L	40	48.6	122	70-130	
n-Butylbenzene	ug/L	40	35.6	89	70-130	
n-Propylbenzene	ug/L	40	39.5	99	70-130	
Naphthalene	ug/L	40	41.6	104	70-130	
o-Xylene	ug/L	40	40.3	101	70-130	
p-Isopropyltoluene	ug/L	40	42.6	107	70-130	
sec-Butylbenzene	ug/L	40	41.3	103	70-130	
Styrene	ug/L	40	41.0	102	70-130	
tert-Butylbenzene	ug/L	40	41.5	104	70-130	
Tetrachloroethene	ug/L	40	56.8	142	70-130	L0
Toluene	ug/L	40	51.5	129	70-130	
trans-1,2-Dichloroethene	ug/L	40	47.3	118	70-130	
trans-1,3-Dichloropropene	ug/L	40	64.8	162	70-130	L0
Trichloroethene	ug/L	40	52.4	131	70-130	L0
Trichlorofluoromethane	ug/L	40	46.8	117	70-130	
Vinyl chloride	ug/L	40	35.7	89	70-130	
1,2-Dichloroethane-d4 (S)	%			106	70-130	
4-Bromofluorobenzene (S)	%			110	70-130	
Toluene-d8 (S)	%			118	70-130	

Results presented on this page are in the units indicated by the "Units" column except where an alternate unit is presented to the right of the result.

REPORT OF LABORATORY ANALYSIS

This report shall not be reproduced, except in full,
without the written consent of Pace Analytical Services, Inc..

QUALITY CONTROL DATA

Project: FORMER VAL STROUGH CHEVROLET

Pace Project No.: 1244497

MATRIX SPIKE & MATRIX SPIKE DUPLICATE: 194297												194298											
Parameter	Units	MS		MSD		MS		MSD		% Rec	Limits	RPD	Max RPD	Qual									
		1244423001	Spike Conc.	Spike Conc.	Result	Result	% Rec	% Rec															
1,1,1,2-Tetrachloroethane	ug/L		40	40	49.1	49.9	123	125	70-130	2	25												
1,1,1-Trichloroethane	ug/L	ND	40	40	57.9	57.6	145	144	70-130	1	25	M0											
1,1,2,2-Tetrachloroethane	ug/L	ND	40	40	42.0	42.3	105	106	70-130	1	25												
1,1,2-Trichloroethane	ug/L	ND	40	40	52.7	53.3	132	133	70-130	1	25	M0											
1,1-Dichloroethane	ug/L	ND	40	40	47.9	48.7	120	122	70-130	2	25												
1,1-Dichloroethene	ug/L	ND	40	40	44.8	45.5	112	114	70-130	2	25												
1,1-Dichloropropene	ug/L		40	40	48.1	49.3	120	123	70-130	2	25												
1,2,3-Trichlorobenzene	ug/L		40	40	36.8	36.5	92	91	70-130	1	25												
1,2,3-Trichloropropane	ug/L		40	40	43.4	43.3	108	108	70-130	0	25												
1,2,4-Trichlorobenzene	ug/L		40	40	36.0	35.6	90	89	70-130	1	25												
1,2,4-Trimethylbenzene	ug/L		40	40	41.4	41.7	103	104	70-130	1	25												
1,2-Dibromo-3-chloropropane	ug/L		100	100	143	140	143	140	70-130	2	25	M0											
1,2-Dibromoethane (EDB)	ug/L	ND	40	40	59.0	59.1	147	148	70-130	0	25	M0											
1,2-Dichlorobenzene	ug/L	ND	40	40	36.0	36.3	90	91	70-130	1	25												
1,2-Dichloroethane	ug/L	ND	40	40	51.8	51.2	130	128	70-130	1	25												
1,2-Dichloropropane	ug/L	ND	40	40	47.9	49.7	120	124	70-130	4	25												
1,3,5-Trimethylbenzene	ug/L		40	40	41.0	41.4	103	104	70-130	1	25												
1,3-Dichlorobenzene	ug/L	ND	40	40	40.2	40.3	100	101	70-130	0	25												
1,3-Dichloropropane	ug/L		40	40	52.2	52.5	131	131	70-130	1	25	M0											
1,4-Dichlorobenzene	ug/L	ND	40	40	35.1	35.1	88	88	70-130	0	25												
2,2-Dichloropropane	ug/L		40	40	60.7	61.2	152	153	70-130	1	25	M0											
2-Chlorotoluene	ug/L		40	40	38.9	39.3	97	98	70-130	1	25												
4-Chlorotoluene	ug/L		40	40	38.9	39.0	97	97	70-130	0	25												
Benzene	ug/L		40	40	48.4	48.4	121	121	70-130	0	25												
Bromobenzene	ug/L		40	40	41.0	41.3	103	103	70-130	1	25												
Bromochloromethane	ug/L		40	40	54.0	54.2	135	136	70-130	1	25	M0											
Bromodichloromethane	ug/L	ND	40	40	56.9	56.9	142	142	70-130	0	25	M0											
Bromoform	ug/L	ND	40	40	54.8	55.1	137	138	70-135	1	25	M0											
Bromomethane	ug/L	ND	40	40	42.9	42.3	104	102	50-135	1	25												
Carbon tetrachloride	ug/L	ND	40	40	70.6	69.6	176	174	70-130	1	25	M0											
Chlorobenzene	ug/L	ND	40	40	39.2	39.8	98	100	70-130	2	25												
Chloroethane	ug/L	ND	40	40	46.9	45.4	117	114	70-130	3	25												
Chloroform	ug/L	ND	40	40	51.2	51.2	127	127	70-130	0	25												
Chloromethane	ug/L	ND	40	40	28.2	28.1	71	70	70-130	1	25												
cis-1,2-Dichloroethene	ug/L	0.63	40	40	49.7	49.9	123	123	70-130	0	25												
cis-1,3-Dichloropropene	ug/L	ND	40	40	57.0	57.5	142	144	70-130	1	25	M0											
Dibromochloromethane	ug/L	ND	40	40	65.1	64.8	163	162	70-130	1	25	M0											
Dibromomethane	ug/L		40	40	54.4	54.1	136	135	70-130	1	25	M0											
Dichlorodifluoromethane	ug/L		40	40	14.2	13.6	35	34	65-140	4	25	M0											
Ethylbenzene	ug/L		40	40	37.4	37.8	93	95	70-130	1	25												
Hexachloro-1,3-butadiene	ug/L		40	40	37.1	36.5	93	91	70-130	2	25												
Isopropylbenzene (Cumene)	ug/L		40	40	39.6	40.1	99	100	70-130	1	25												
m&p-Xylene	ug/L		80	80	78.1	79.1	98	99	70-130	1	25												
Methyl-tert-butyl ether	ug/L		40	40	52.5	52.6	131	131	70-130	0	25	M1											
Methylene Chloride	ug/L	ND	40	40	49.0	49.9	122	125	70-130	2	25												

Results presented on this page are in the units indicated by the "Units" column except where an alternate unit is presented to the right of the result.

REPORT OF LABORATORY ANALYSIS

This report shall not be reproduced, except in full,
without the written consent of Pace Analytical Services, Inc..

QUALITY CONTROL DATA

Project: FORMER VAL STROUGH CHEVROLET

Pace Project No.: 1244497

Parameter	Units	1244423001		194297		194298		% Rec	% Rec	% Rec	Limits	RPD	Max RPD	Qual
		Result	MS Spike Conc.	MSD Spike Conc.	MS Result	MSD Result	MS % Rec							
n-Butylbenzene	ug/L		40	40	35.4	35.3	88	88	70-130	0	25			
n-Propylbenzene	ug/L		40	40	38.7	39.2	97	98	70-130	1	25			
Naphthalene	ug/L		40	40	40.9	40.7	102	102	70-130	0	25			
o-Xylene	ug/L		40	40	39.9	40.7	100	102	70-130	2	25			
p-Isopropyltoluene	ug/L		40	40	41.6	41.9	104	105	70-130	1	25			
sec-Butylbenzene	ug/L		40	40	40.5	40.9	101	102	70-130	1	25			
Styrene	ug/L		40	40	40.1	40.4	100	101	70-130	1	25			
tert-Butylbenzene	ug/L		40	40	40.5	41.4	101	103	70-130	2	25			
Tetrachloroethene	ug/L	19.3	40	40	71.4	70.3	130	128	70-130	2	25			
Toluene	ug/L		40	40	50.0	50.4	125	126	70-130	1	25			
trans-1,2-Dichloroethene	ug/L	ND	40	40	47.8	48.1	119	120	70-130	1	25			
trans-1,3-Dichloropropene	ug/L	ND	40	40	63.3	62.6	158	157	70-130	1	25	MO		
Trichloroethene	ug/L	ND	40	40	52.0	52.6	129	131	70-130	1	25	MO		
Trichlorofluoromethane	ug/L	ND	40	40	45.1	47.2	113	118	70-130	5	25			
Vinyl chloride	ug/L	ND	40	40	36.4	35.9	91	90	70-130	1	25			
1,2-Dichloroethane-d4 (S)	%						106	107	70-130					
4-Bromofluorobenzene (S)	%						112	112	70-130					
Toluene-d8 (S)	%						117	116	70-130					

Results presented on this page are in the units indicated by the "Units" column except where an alternate unit is presented to the right of the result.

REPORT OF LABORATORY ANALYSIS

This report shall not be reproduced, except in full,
without the written consent of Pace Analytical Services, Inc..

QUALITY CONTROL DATA

Project: FORMER VAL STROUGH CHEVROLET

Pace Project No.: 1244497

QC Batch: OEXT/28565 Analysis Method: EPA 8270
 QC Batch Method: EPA 3520 Analysis Description: 8270 Water MSSV
 Associated Lab Samples: 1244497001, 1244497002, 1244497003

METHOD BLANK: 1920282 Matrix: Water

Associated Lab Samples: 1244497001, 1244497002, 1244497003

Parameter	Units	Blank Result	Reporting Limit	Analyzed	Qualifiers
1,2,4-Trichlorobenzene	ug/L	ND	10.0	03/20/15 16:06	
1,2-Dichlorobenzene	ug/L	ND	10.0	03/20/15 16:06	
1,2-Diphenylhydrazine	ug/L	ND	10.0	03/20/15 16:06	
1,3-Dichlorobenzene	ug/L	ND	10.0	03/20/15 16:06	
1,4-Dichlorobenzene	ug/L	ND	10.0	03/20/15 16:06	
1-Methylnaphthalene	ug/L	ND	10.0	03/20/15 16:06	
2,4,5-Trichlorophenol	ug/L	ND	10.0	03/20/15 16:06	
2,4,6-Trichlorophenol	ug/L	ND	10.0	03/20/15 16:06	
2,4-Dichlorophenol	ug/L	ND	10.0	03/20/15 16:06	
2,4-Dimethylphenol	ug/L	ND	50.0	03/20/15 16:06	
2,4-Dinitrophenol	ug/L	ND	10.0	03/20/15 16:06	
2,4-Dinitrotoluene	ug/L	ND	10.0	03/20/15 16:06	
2,6-Dinitrotoluene	ug/L	ND	10.0	03/20/15 16:06	
2-Chloronaphthalene	ug/L	ND	10.0	03/20/15 16:06	
2-Chlorophenol	ug/L	ND	10.0	03/20/15 16:06	
2-Methylnaphthalene	ug/L	ND	10.0	03/20/15 16:06	
2-Methylphenol(o-Cresol)	ug/L	ND	10.0	03/20/15 16:06	
2-Nitroaniline	ug/L	ND	10.0	03/20/15 16:06	
2-Nitrophenol	ug/L	ND	10.0	03/20/15 16:06	
3&4-Methylphenol(m&p Cresol)	ug/L	ND	20.0	03/20/15 16:06	
3,3'-Dichlorobenzidine	ug/L	ND	50.0	03/20/15 16:06	
3-Nitroaniline	ug/L	ND	10.0	03/20/15 16:06	
4,6-Dinitro-2-methylphenol	ug/L	ND	10.0	03/20/15 16:06	
4-Bromophenylphenyl ether	ug/L	ND	10.0	03/20/15 16:06	
4-Chloro-3-methylphenol	ug/L	ND	10.0	03/20/15 16:06	
4-Chloroaniline	ug/L	ND	50.0	03/20/15 16:06	
4-Chlorophenylphenyl ether	ug/L	ND	10.0	03/20/15 16:06	
4-Nitroaniline	ug/L	ND	10.0	03/20/15 16:06	
4-Nitrophenol	ug/L	ND	10.0	03/20/15 16:06	
Acenaphthene	ug/L	ND	10.0	03/20/15 16:06	
Acenaphthylene	ug/L	ND	10.0	03/20/15 16:06	
Anthracene	ug/L	ND	10.0	03/20/15 16:06	
Benzidine	ug/L	ND	50.0	03/20/15 16:06	SS
Benzo(a)anthracene	ug/L	ND	10.0	03/20/15 16:06	
Benzo(a)pyrene	ug/L	ND	10.0	03/20/15 16:06	
Benzo(b)fluoranthene	ug/L	ND	10.0	03/20/15 16:06	
Benzo(g,h,i)perylene	ug/L	ND	10.0	03/20/15 16:06	
Benzo(k)fluoranthene	ug/L	ND	10.0	03/20/15 16:06	
Benzoic acid	ug/L	ND	50.0	03/20/15 16:06	
Benzyl alcohol	ug/L	ND	10.0	03/20/15 16:06	
bis(2-Chloroethoxy)methane	ug/L	ND	10.0	03/20/15 16:06	

Results presented on this page are in the units indicated by the "Units" column except where an alternate unit is presented to the right of the result.

REPORT OF LABORATORY ANALYSIS

This report shall not be reproduced, except in full,
without the written consent of Pace Analytical Services, Inc..

QUALITY CONTROL DATA

Project: FORMER VAL STROUGH CHEVROLET

Pace Project No.: 1244497

METHOD BLANK: 1920282

Matrix: Water

Associated Lab Samples: 1244497001, 1244497002, 1244497003

Parameter	Units	Blank Result	Reporting Limit	Analyzed	Qualifiers
bis(2-Chloroethyl) ether	ug/L	ND	10.0	03/20/15 16:06	
bis(2-Chloroisopropyl) ether	ug/L	ND	10.0	03/20/15 16:06	
bis(2-Ethylhexyl)phthalate	ug/L	ND	10.0	03/20/15 16:06	
Butylbenzylphthalate	ug/L	ND	10.0	03/20/15 16:06	
Carbazole	ug/L	ND	10.0	03/20/15 16:06	
Chrysene	ug/L	ND	10.0	03/20/15 16:06	
Di-n-butylphthalate	ug/L	ND	10.0	03/20/15 16:06	
Di-n-octylphthalate	ug/L	ND	10.0	03/20/15 16:06	
Dibenz(a,h)anthracene	ug/L	ND	10.0	03/20/15 16:06	
Dibenzofuran	ug/L	ND	10.0	03/20/15 16:06	
Diethylphthalate	ug/L	ND	10.0	03/20/15 16:06	
Dimethylphthalate	ug/L	ND	10.0	03/20/15 16:06	
Fluoranthene	ug/L	ND	10.0	03/20/15 16:06	
Fluorene	ug/L	ND	10.0	03/20/15 16:06	
Hexachloro-1,3-butadiene	ug/L	ND	10.0	03/20/15 16:06	
Hexachlorobenzene	ug/L	ND	10.0	03/20/15 16:06	
Hexachlorocyclopentadiene	ug/L	ND	50.0	03/20/15 16:06	
Hexachloroethane	ug/L	ND	10.0	03/20/15 16:06	
Indeno(1,2,3-cd)pyrene	ug/L	ND	10.0	03/20/15 16:06	
Isophorone	ug/L	ND	10.0	03/20/15 16:06	
N-Nitroso-di-n-propylamine	ug/L	ND	10.0	03/20/15 16:06	
N-Nitrosodimethylamine	ug/L	ND	10.0	03/20/15 16:06	
N-Nitrosodiphenylamine	ug/L	ND	10.0	03/20/15 16:06	
Naphthalene	ug/L	ND	10.0	03/20/15 16:06	
Nitrobenzene	ug/L	ND	10.0	03/20/15 16:06	
Pentachlorophenol	ug/L	ND	20.0	03/20/15 16:06	
Phenanthrene	ug/L	ND	10.0	03/20/15 16:06	
Phenol	ug/L	ND	10.0	03/20/15 16:06	
Pyrene	ug/L	ND	10.0	03/20/15 16:06	
Pyridine	ug/L	ND	10.0	03/20/15 16:06	
2,4,6-Tribromophenol (S)	%	115	61-125	03/20/15 16:06	
2-Fluorobiphenyl (S)	%	103	35-125	03/20/15 16:06	
2-Fluorophenol (S)	%	95	51-125	03/20/15 16:06	
Nitrobenzene-d5 (S)	%	106	54-125	03/20/15 16:06	
p-Terphenyl-d14 (S)	%	113	65-125	03/20/15 16:06	
Phenol-d6 (S)	%	100	55-125	03/20/15 16:06	

LABORATORY CONTROL SAMPLE & LCSD: 1920283

1920284

Parameter	Units	Spike Conc.	LCS Result	LCSD Result	LCS % Rec	LCSD % Rec	% Rec Limits	RPD	Max RPD	Qualifiers
1,2,4-Trichlorobenzene	ug/L	50	40.6	44.3	81	89	58-125	9	20	
1,2-Dichlorobenzene	ug/L	50	37.0	40.0	74	80	51-125	8	20	
1,2-Diphenylhydrazine	ug/L	50	46.7	50.2	93	100	68-125	7	20	
1,3-Dichlorobenzene	ug/L	50	35.6	38.7	71	77	48-125	8	20	

Results presented on this page are in the units indicated by the "Units" column except where an alternate unit is presented to the right of the result.

REPORT OF LABORATORY ANALYSIS

This report shall not be reproduced, except in full,
without the written consent of Pace Analytical Services, Inc..

QUALITY CONTROL DATA

Project: FORMER VAL STROUGH CHEVROLET

Pace Project No.: 1244497

LABORATORY CONTROL SAMPLE & LCSD:		1920283		1920284							
Parameter	Units	Spike Conc.	LCS Result	LCSD Result	LCS % Rec	LCSD % Rec	% Rec Limits	RPD	Max RPD	Qualifiers	
1,4-Dichlorobenzene	ug/L	50	36.0	39.0	72	78	49-125	8	20		
1-Methylnaphthalene	ug/L	50	42.5	46.6	85	93	68-125	9	20		
2,4,5-Trichlorophenol	ug/L	50	44.1	48.4	88	97	69-125	9	20		
2,4,6-Trichlorophenol	ug/L	50	44.9	48.2	90	96	70-125	7	20		
2,4-Dichlorophenol	ug/L	50	42.8	46.5	86	93	67-125	8	20		
2,4-Dimethylphenol	ug/L	50	37.4J	41.8J	75	84	40-125		20		
2,4-Dinitrophenol	ug/L	50	40.7	43.3	81	87	30-125	6	20		
2,4-Dinitrotoluene	ug/L	50	46.1	49.3	92	99	70-125	7	20		
2,6-Dinitrotoluene	ug/L	50	46.1	49.6	92	99	70-125	7	20		
2-Chloronaphthalene	ug/L	50	44.6	48.0	89	96	68-125	7	20		
2-Chlorophenol	ug/L	50	40.5	43.7	81	87	52-125	8	20		
2-Methylnaphthalene	ug/L	50	43.3	47.3	87	95	66-125	9	20		
2-Methylphenol(o-Cresol)	ug/L	50	40.5	45.3	81	91	62-125	11	20		
2-Nitroaniline	ug/L	50	45.8	50.7	92	101	69-125	10	20		
2-Nitrophenol	ug/L	50	42.6	46.9	85	94	57-125	10	20		
3&4-Methylphenol(m&p Cresol)	ug/L	50	41.5	44.8	83	90	62-125	8	20		
3,3'-Dichlorobenzidine	ug/L	50	47.3J	52.1	95	104	59-125		20		
3-Nitroaniline	ug/L	50	53.2	58.8	106	118	65-125	10	20		
4,6-Dinitro-2-methylphenol	ug/L	50	44.9	47.9	90	96	37-125	7	20		
4-Bromophenylphenyl ether	ug/L	50	46.2	48.8	92	98	71-125	6	20		
4-Chloro-3-methylphenol	ug/L	50	45.4	48.7	91	97	70-125	7	20		
4-Chloroaniline	ug/L	50	44.9J	48.5J	90	97	45-125		20		
4-Chlorophenylphenyl ether	ug/L	50	45.5	49.6	91	99	71-125	9	20		
4-Nitroaniline	ug/L	50	43.8	47.9	88	96	67-125	9	20		
4-Nitrophenol	ug/L	50	45.0	48.8	90	98	57-125	8	20		
Acenaphthene	ug/L	50	45.8	49.9	92	100	70-125	9	20		
Acenaphthylene	ug/L	50	44.9	48.3	90	97	70-125	7	20		
Anthracene	ug/L	50	45.5	49.1	91	98	71-125	8	20		
Benzidine	ug/L	50	ND	ND	0	0	30-125		20	L0,SS	
Benzo(a)anthracene	ug/L	50	45.0	48.9	90	98	70-125	8	20		
Benzo(a)pyrene	ug/L	50	44.6	48.8	89	98	68-125	9	20		
Benzo(b)fluoranthene	ug/L	50	46.6	49.5	93	99	70-125	6	20		
Benzo(g,h,i)perylene	ug/L	50	44.8	48.8	90	98	68-125	8	20		
Benzo(k)fluoranthene	ug/L	50	44.2	49.5	88	99	68-125	11	20		
Benzoic acid	ug/L	50	31.9J	24.4J	64	49	30-125		20		
Benzyl alcohol	ug/L	50	42.2	45.1	84	90	62-125	7	20		
bis(2-Chloroethoxy)methane	ug/L	50	42.6	46.3	85	93	59-125	8	20		
bis(2-Chloroethyl) ether	ug/L	50	40.9	43.5	82	87	68-125	6	20		
bis(2-Chloroisopropyl) ether	ug/L	50	40.0	44.5	80	89	44-125	11	20		
bis(2-Ethylhexyl)phthalate	ug/L	50	45.9	50.4	92	101	44-125	9	20		
Butylbenzylphthalate	ug/L	50	45.7	49.8	91	100	69-125	8	20		
Carbazole	ug/L	50	46.1	49.1	92	98	71-125	6	20		
Chrysene	ug/L	50	44.7	48.5	89	97	70-125	8	20		
Di-n-butylphthalate	ug/L	50	45.8	49.7	92	99	72-125	8	20		
Di-n-octylphthalate	ug/L	50	44.8	49.1	90	98	70-125	9	20		
Dibenz(a,h)anthracene	ug/L	50	44.6	48.8	89	98	69-125	9	20		
Dibenzofuran	ug/L	50	45.6	49.2	91	98	71-125	8	20		

Results presented on this page are in the units indicated by the "Units" column except where an alternate unit is presented to the right of the result.

REPORT OF LABORATORY ANALYSIS

This report shall not be reproduced, except in full,
without the written consent of Pace Analytical Services, Inc..

QUALITY CONTROL DATA

Project: FORMER VAL STROUGH CHEVROLET

Pace Project No.: 1244497

LABORATORY CONTROL SAMPLE & LCSD:		1920283		1920284							
Parameter	Units	Spike Conc.	LCS Result	LCSD Result	LCS % Rec	LCSD % Rec	% Rec Limits	RPD	Max RPD	Qualifiers	
Diethylphthalate	ug/L	50	46.0	49.5	92	99	70-125	7	20		
Dimethylphthalate	ug/L	50	46.6	49.4	93	99	71-125	6	20		
Fluoranthene	ug/L	50	46.4	49.2	93	98	72-125	6	20		
Fluorene	ug/L	50	45.5	49.7	91	99	71-125	9	20		
Hexachloro-1,3-butadiene	ug/L	50	39.4	42.7	79	85	53-125	8	20		
Hexachlorobenzene	ug/L	50	46.3	48.7	93	97	69-125	5	20		
Hexachlorocyclopentadiene	ug/L	50	22.3J	24.7J	45	49	30-125		20		
Hexachloroethane	ug/L	50	34.9	38.0	70	76	30-125	9	20		
Indeno(1,2,3-cd)pyrene	ug/L	50	44.5	48.9	89	98	68-125	9	20		
Isophorone	ug/L	50	44.0	47.3	88	95	66-125	7	20		
N-Nitroso-di-n-propylamine	ug/L	50	41.5	44.8	83	90	59-125	7	20		
N-Nitrosodimethylamine	ug/L	50	41.6	44.4	83	89	37-125	7	20		
N-Nitrosodiphenylamine	ug/L	50	45.4	49.4	91	99	70-125	8	20		
Naphthalene	ug/L	50	41.1	45.0	82	90	58-125	9	20		
Nitrobenzene	ug/L	50	42.4	45.7	85	91	52-125	8	20		
Pentachlorophenol	ug/L	50	45.0	46.8	90	94	50-128	4	20		
Phenanthrene	ug/L	50	46.5	49.8	93	100	72-125	7	20		
Phenol	ug/L	50	40.9	44.3	82	89	55-125	8	20		
Pyrene	ug/L	50	45.1	48.3	90	97	71-125	7	20		
Pyridine	ug/L	50	ND	ND	1	1	30-125		20	L0	
2,4,6-Tribromophenol (S)	%				96	107	61-125				
2-Fluorobiphenyl (S)	%				87	92	35-125				
2-Fluorophenol (S)	%				81	87	51-125				
Nitrobenzene-d5 (S)	%				84	93	54-125				
p-Terphenyl-d14 (S)	%				91	100	65-125				
Phenol-d6 (S)	%				84	91	55-125				

Results presented on this page are in the units indicated by the "Units" column except where an alternate unit is presented to the right of the result.

REPORT OF LABORATORY ANALYSIS

This report shall not be reproduced, except in full,
without the written consent of Pace Analytical Services, Inc..

QUALIFIERS

Project: FORMER VAL STROUGH CHEVROLET
Pace Project No.: 1244497

DEFINITIONS

DF - Dilution Factor, if reported, represents the factor applied to the reported data due to dilution of the sample aliquot.

ND - Not Detected at or above adjusted reporting limit.

J - Estimated concentration above the adjusted method detection limit and below the adjusted reporting limit.

MDL - Adjusted Method Detection Limit.

PQL - Practical Quantitation Limit.

RL - Reporting Limit.

S - Surrogate

1,2-Diphenylhydrazine decomposes to and cannot be separated from Azobenzene using Method 8270. The result for each analyte is a combined concentration.

Consistent with EPA guidelines, unrounded data are displayed and have been used to calculate % recovery and RPD values.

LCS(D) - Laboratory Control Sample (Duplicate)

MS(D) - Matrix Spike (Duplicate)

DUP - Sample Duplicate

RPD - Relative Percent Difference

NC - Not Calculable.

SG - Silica Gel - Clean-Up

U - Indicates the compound was analyzed for, but not detected.

N-Nitrosodiphenylamine decomposes and cannot be separated from Diphenylamine using Method 8270. The result reported for each analyte is a combined concentration.

Pace Analytical is TNI accredited. Contact your Pace PM for the current list of accredited analytes.

TNI - The NELAC Institute.

LABORATORIES

PASI-DAV Pace Analytical Services - Davis

PASI-M Pace Analytical Services - Minneapolis

BATCH QUALIFIERS

Batch: MSSV/12043

[M5] A matrix spike/matrix spike duplicate was not performed for this batch due to insufficient sample volume.

ANALYTE QUALIFIERS

E Analyte concentration exceeded the calibration range. The reported result is estimated.

L0 Analyte recovery in the laboratory control sample (LCS) was outside QC limits.

L1 Analyte recovery in the laboratory control sample (LCS) was above QC limits. Results may be biased high.

L2 Analyte recovery in the laboratory control sample (LCS) was below QC limits. Results may be biased low.

L3 Analyte recovery in the laboratory control sample (LCS) exceeded QC limits. Analyte presence below reporting limits in associated samples. Results unaffected by high bias.

M0 Matrix spike recovery and/or matrix spike duplicate recovery was outside laboratory control limits.

M1 Matrix spike recovery exceeded QC limits. Batch accepted based on laboratory control sample (LCS) recovery.

SS This analyte did not meet the secondary source verification criteria for the initial calibration. The reported result should be considered an estimated value.

REPORT OF LABORATORY ANALYSIS

This report shall not be reproduced, except in full,
without the written consent of Pace Analytical Services, Inc..

QUALITY CONTROL DATA CROSS REFERENCE TABLE

Project: FORMER VAL STROUGH CHEVROLET

Pace Project No.: 1244497

Lab ID	Sample ID	QC Batch Method	QC Batch	Analytical Method	Analytical Batch
1244497001	MW2	EPA 3510	DAOP/1022	EPA 8015B	DASG/1021
1244497002	MW9A	EPA 3510	DAOP/1022	EPA 8015B	DASG/1021
1244497003	DPE1	EPA 3510	DAOP/1022	EPA 8015B	DASG/1021
1244497001	MW2	EPA 8260B	DAVM/1068		
1244497002	MW9A	EPA 8260B	DAVM/1068		
1244497003	DPE1	EPA 8260B	DAVM/1068		
1244497001	MW2	EPA 3520	OEXT/28565	EPA 8270	MSSV/12043
1244497002	MW9A	EPA 3520	OEXT/28565	EPA 8270	MSSV/12043
1244497003	DPE1	EPA 3520	OEXT/28565	EPA 8270	MSSV/12043

REPORT OF LABORATORY ANALYSIS

This report shall not be reproduced, except in full,
without the written consent of Pace Analytical Services, Inc..

Project Contact (Hardcopy or PDF To): **MERHDAD JAVAHERIAN**

Company / Address: **LRM CONSULTING**
1534 PLAZA LANE, 94010

Phone Number: **415.706.8935**

Fax Number:

Project #: **TM STROUGH** P.O. #:

Project Name: **FORMER VAL STROUGH CHEVROLET**

California EDF Report? Yes No

Sampling Company Log Code:

Global ID: **T06001201644**

EDF Deliverable To (Email Address):

Bill to:

Sampler Print Name: **SCOTT POLSTON**

Sampler Signature:

Chain-of-Custody Record and Analysis Request

Sample Designation	Sampling		Container				Preservative			Matrix			MTBE @ 0.5 ppb (EPA 8260B)	BTEX (EPA 8260B)	TPH Gas (EPA 8260B)	5 Oxygenates (MTBE, DIPE, ETBE, TAME, TBA) (EPA 8260B)	7 Oxygenates (5 oxy + EtOH, MeOH) (EPA 8260B)	Lead Scav. (1,2 DCA & 1,2 EDB) (EPA 8260B)	Volatile Halocarbons (EPA 8260B)	Volatile Organics Full List (EPA 8260B)	Volatile Organics (EPA 524.2 Drinking Water)	TPH as Diesel (EPA 8015M)	TPH as Motor Oil (EPA 8015M)	CAM 17 Metals (EPA 200.7 / 6010)	5 Waste Oil Metals (Cd,Cr,Ni,Pb,Zn) (EPA 200.7 / 6010)	Mercury (EPA 245.1 / 7470 / 7471)	Total Lead (EPA 200.7 / 6010)	8270	SILICA GEL CLEAN UP	TAT	
	Date	Time	40 ml VOA	Sieve	Poly	Glass	Tedlar	HCl	HNO ₃	None	Water	Soil																			Air
MW2	3/13/2015	9:41	X		X			X			X			X	X	X				X	X	X									<input checked="" type="checkbox"/> 1 wk
MW9A	3/13/2015	10:28	X		X			X			X			X	X	X				X	X	X									<input type="checkbox"/> 12 hr <input type="checkbox"/> 24 hr <input type="checkbox"/> 48 hr <input type="checkbox"/> 72 hr
DPE1	3/13/2015	11:05	X		X			X			X			X	X	X				X	X	X									<input type="checkbox"/> 12 hr <input type="checkbox"/> 24 hr <input type="checkbox"/> 48 hr <input type="checkbox"/> 72 hr

Relinquished by: *[Signature]* Date: **3/16/15** Time: **0820** Received by:

Relinquished by: Date: Time: Received by:

Relinquished by: Date: Time: Received by Laboratory: *Pace*
03/16/15 0820 Michelle Spurr


Remarks:

For Lab Use Only: Sample Receipt

Temp °C	Initials	Date	Time	Therm. ID #	Coolant Present
					Yes / No

Sample Condition Upon Receipt

Client Name: LRM Consulting Project #: _____

WO# : 1244497

 1244497

Courier: Fed Ex UPS USPS Client
 Commercial Pace OnTrac Other: _____
 Tracking Number: _____

Custody Seal on Cooler/Box Present? Yes No Seals Intact? Yes No
 Optional: Proj. Due Date: _____ Proj. Name: _____

Packing Material: Bubble Wrap Bubble Bags None Other: _____ Temp Blank? Yes No

Thermom. Used: DA1434 DA2285 Type of Ice: Wet Blue Dry Ice None Samples on ice, cooling process has begun
 Cooler Temp Read(°C): 2.8 Cooler Temp Corrected(°C): 2.8 Biological Tissue Frozen? Yes No N/A
 Temp should be above freezing to 6°C Correction Factor: 0 Date and Initials of Person Examining Contents: eg 03/16/15

			Comments:
Chain of Custody Present?	<input checked="" type="checkbox"/> Yes <input type="checkbox"/> No <input type="checkbox"/> N/A	1.	
Chain of Custody Filled Out?	<input checked="" type="checkbox"/> Yes <input type="checkbox"/> No <input type="checkbox"/> N/A	2.	
Chain of Custody Relinquished?	<input checked="" type="checkbox"/> Yes <input type="checkbox"/> No <input type="checkbox"/> N/A	3.	
Sampler Name and/or Signature on COC?	<input checked="" type="checkbox"/> Yes <input type="checkbox"/> No <input type="checkbox"/> N/A	4.	
Samples Arrived within Hold Time?	<input checked="" type="checkbox"/> Yes <input type="checkbox"/> No <input type="checkbox"/> N/A	5.	
Short Hold Time Analysis (<72 hr)?	<input type="checkbox"/> Yes <input checked="" type="checkbox"/> No <input type="checkbox"/> N/A	6.	
Rush Turn Around Time Requested?	<input type="checkbox"/> Yes <input checked="" type="checkbox"/> No <input type="checkbox"/> N/A	7.	
Sufficient Volume?	<input checked="" type="checkbox"/> Yes <input type="checkbox"/> No <input type="checkbox"/> N/A	8.	
Correct Containers Used?	<input checked="" type="checkbox"/> Yes <input type="checkbox"/> No <input type="checkbox"/> N/A	9.	
-Pace Containers Used?	<input checked="" type="checkbox"/> Yes <input type="checkbox"/> No <input type="checkbox"/> N/A		
Containers Intact?	<input checked="" type="checkbox"/> Yes <input type="checkbox"/> No <input type="checkbox"/> N/A	10.	
Filtered Volume Received for Dissolved Tests?	<input type="checkbox"/> Yes <input type="checkbox"/> No <input checked="" type="checkbox"/> N/A	11.	Note if sediment is visible in the dissolved container.
Sample Labels Match COC?	<input checked="" type="checkbox"/> Yes <input type="checkbox"/> No <input type="checkbox"/> N/A	12.	
-Includes Date/Time/ID/Analysis Matrix: <u>WT</u>			
All containers needing acid/base preservation have been checked?	<input type="checkbox"/> Yes <input type="checkbox"/> No <input checked="" type="checkbox"/> N/A	13.	<input type="checkbox"/> HNO ₃ <input type="checkbox"/> H ₂ SO ₄ <input type="checkbox"/> NaOH <input type="checkbox"/> HCl
All containers needing preservation are found to be in compliance with EPA recommendation? (HNO ₃ , H ₂ SO ₄ , HCl<2; NaOH >9 Sulfide, NaOH>12 Cyanide) Exceptions: VOA, Coliform, TOC, Oil and Grease, DRO/8015 (water) DOC	<input type="checkbox"/> Yes <input type="checkbox"/> No <input checked="" type="checkbox"/> N/A		Sample #
	<input checked="" type="checkbox"/> Yes <input type="checkbox"/> No		Initial when completed: _____ Lot # of added preservative: _____
Headspace in VOA Vials (>6mm)?	<input type="checkbox"/> Yes <input checked="" type="checkbox"/> No <input type="checkbox"/> N/A	14.	
Trip Blank Present?	<input type="checkbox"/> Yes <input checked="" type="checkbox"/> No <input type="checkbox"/> N/A	15.	
Trip Blank Custody Seals Present?	<input type="checkbox"/> Yes <input type="checkbox"/> No <input checked="" type="checkbox"/> N/A		
Pace Trip Blank Lot # (if purchased):			

CLIENT NOTIFICATION/RESOLUTION

Field Data Required? Yes No

Person Contacted: _____ Date/Time: _____
 Comments/Resolution: _____

Project Manager Review: Christopher Hester Date: 5/19/15
 Note: Whenever there is a discrepancy affecting North Carolina compliance samples, a copy of this form will be sent to the North Carolina DEHNR Certification Office (i.e. out of hold, incorrect preservative, out of temp, incorrect containers)

ATTACHMENT 3



McC Campbell Analytical, Inc.

"When Quality Counts"

Analytical Report

WorkOrder: 1504A90

Report Created for: LRM Consulting, Inc.
1534 Plaza Lane, #145
Burlingame, CA 94010

Project Contact: Mehrdad Javaherian
Project P.O.:
Project Name: TM STROYR

Project Received: 04/27/2015

Analytical Report reviewed & approved for release on 05/05/2015 by:

Angela Rydelius,
Laboratory Manager

The report shall not be reproduced except in full, without the written approval of the laboratory. The analytical results relate only to the items tested. Results reported conform to the most current NELAP standards, where applicable, unless otherwise stated in the case narrative.





Glossary of Terms & Qualifier Definitions

Client: LRM Consulting, Inc.
Project: TM STROYR
WorkOrder: 1504A90

Glossary Abbreviation

95% Interval	95% Confident Interval
DF	Dilution Factor
DI WET	(DISTLC) Waste Extraction Test using DI water
DISS	Dissolved (direct analysis of 0.45 µm filtered and acidified water sample)
DUP	Duplicate
EDL	Estimated Detection Limit
ITEF	International Toxicity Equivalence Factor
LCS	Laboratory Control Sample
MB	Method Blank
MB % Rec	% Recovery of Surrogate in Method Blank, if applicable
MDL	Method Detection Limit
ML	Minimum Level of Quantitation
MS	Matrix Spike
MSD	Matrix Spike Duplicate
N/A	Not Applicable
ND	Not detected at or above the indicated MDL or RL
NR	Data Not Reported due to matrix interference or insufficient sample amount.
PF	Prep Factor
RD	Relative Difference
RL	Reporting Limit (The RL is the lowest calibration standard in a multipoint calibration.)
RPD	Relative Percent Deviation
RRT	Relative Retention Time
SPK Val	Spike Value
SPKRef Val	Spike Reference Value
SPLP	Synthetic Precipitation Leachate Procedure
TCLP	Toxicity Characteristic Leachate Procedure
TEQ	Toxicity Equivalents
WET (STLC)	Waste Extraction Test (Soluble Threshold Limit Concentration)

Analytical Qualifiers

e2	diesel range compounds are significant; no recognizable pattern
e7	oil range compounds are significant



Analytical Report

Client: LRM Consulting, Inc.
Project: TM STROYR
Date Received: 4/27/15 17:57
Date Prepared: 4/27/15

WorkOrder: 1504A90
Extraction Method: SW5030B
Analytical Method: SW8260B
Unit: mg/kg

TPH(g) by Purge & Trap and GC/MS

Client ID	Lab ID	Matrix/ExtType	Date Collected	Instrument	Batch ID
SB-14-3	1504A90-001A	Soil	04/27/2015 08:27	GC16	104127

<u>Analytes</u>	<u>Result</u>	<u>RL</u>	<u>DF</u>	<u>Date Analyzed</u>
TPH(g)	ND	0.25	1	05/05/2015 00:28

<u>Surrogates</u>	<u>REC (%)</u>	<u>Limits</u>
Dibromofluoromethane	97	70-130

Analyst(s): KF

Client ID	Lab ID	Matrix/ExtType	Date Collected	Instrument	Batch ID
SB-14-6	1504A90-002A	Soil	04/27/2015 08:35	GC38	104127

<u>Analytes</u>	<u>Result</u>	<u>RL</u>	<u>DF</u>	<u>Date Analyzed</u>
TPH(g)	ND	0.25	1	05/04/2015 17:22

<u>Surrogates</u>	<u>REC (%)</u>	<u>Limits</u>
Dibromofluoromethane	101	70-130

Analyst(s): KF

Client ID	Lab ID	Matrix/ExtType	Date Collected	Instrument	Batch ID
SB-14-9	1504A90-003A	Soil	04/27/2015 08:43	GC16	104127

<u>Analytes</u>	<u>Result</u>	<u>RL</u>	<u>DF</u>	<u>Date Analyzed</u>
TPH(g)	ND	0.25	1	05/05/2015 01:10

<u>Surrogates</u>	<u>REC (%)</u>	<u>Limits</u>
Dibromofluoromethane	98	70-130

Analyst(s): KF

Client ID	Lab ID	Matrix/ExtType	Date Collected	Instrument	Batch ID
SB-15-3	1504A90-004A	Soil	04/27/2015 09:13	GC16	104127

<u>Analytes</u>	<u>Result</u>	<u>RL</u>	<u>DF</u>	<u>Date Analyzed</u>
TPH(g)	ND	0.25	1	05/05/2015 01:53

<u>Surrogates</u>	<u>REC (%)</u>	<u>Limits</u>
Dibromofluoromethane	99	70-130

Analyst(s): KF

(Cont.)



Analytical Report

Client: LRM Consulting, Inc.
Project: TM STROYR
Date Received: 4/27/15 17:57
Date Prepared: 4/27/15

WorkOrder: 1504A90
Extraction Method: SW5030B
Analytical Method: SW8260B
Unit: mg/kg

TPH(g) by Purge & Trap and GC/MS

Client ID	Lab ID	Matrix/ExtType	Date Collected	Instrument	Batch ID
SB-15-6	1504A90-005A	Soil	04/27/2015 09:18	GC38	104158

Analytes	Result	RL	DF	Date Analyzed
TPH(g)	ND	0.25	1	05/04/2015 18:00

Surrogates	REC (%)	Limits	Date Analyzed
Dibromofluoromethane	104	70-130	05/04/2015 18:00

Analyst(s): KF

Client ID	Lab ID	Matrix/ExtType	Date Collected	Instrument	Batch ID
SB-15-9	1504A90-006A	Soil	04/27/2015 09:36	GC16	104158

Analytes	Result	RL	DF	Date Analyzed
TPH(g)	ND	0.25	1	05/05/2015 02:35

Surrogates	REC (%)	Limits	Date Analyzed
Dibromofluoromethane	99	70-130	05/05/2015 02:35

Analyst(s): KF



Analytical Report

Client: LRM Consulting, Inc.
Project: TM STROYR
Date Received: 4/27/15 17:57
Date Prepared: 4/27/15

WorkOrder: 1504A90
Extraction Method: SW3550B
Analytical Method: SW8015B
Unit: mg/Kg

Total Extractable Petroleum Hydrocarbons w/out SG Clean-Up

Client ID	Lab ID	Matrix/ExtType	Date Collected	Instrument	Batch ID
SB-14-3	1504A90-001A	Soil	04/27/2015 08:27	GC6B	104135

Analytes	Result	RL	DF	Date Analyzed
TPH-Diesel (C10-C23)	1.1	1.0	1	05/02/2015 03:06
Surrogates	REC (%)	Limits		
C9	113	70-130		05/02/2015 03:06

Analyst(s): TK Analytical Comments: e2

Client ID	Lab ID	Matrix/ExtType	Date Collected	Instrument	Batch ID
SB-14-6	1504A90-002A	Soil	04/27/2015 08:35	GC6B	104135

Analytes	Result	RL	DF	Date Analyzed
TPH-Diesel (C10-C23)	1.1	1.0	1	05/02/2015 09:02
Surrogates	REC (%)	Limits		
C9	112	70-130		05/02/2015 09:02

Analyst(s): TK Analytical Comments: e7,e2

Client ID	Lab ID	Matrix/ExtType	Date Collected	Instrument	Batch ID
SB-14-9	1504A90-003A	Soil	04/27/2015 08:43	GC6B	104135

Analytes	Result	RL	DF	Date Analyzed
TPH-Diesel (C10-C23)	1.4	1.0	1	05/02/2015 12:36
Surrogates	REC (%)	Limits		
C9	113	70-130		05/02/2015 12:36

Analyst(s): TK Analytical Comments: e7,e2

Client ID	Lab ID	Matrix/ExtType	Date Collected	Instrument	Batch ID
SB-15-3	1504A90-004A	Soil	04/27/2015 09:13	GC6B	104135

Analytes	Result	RL	DF	Date Analyzed
TPH-Diesel (C10-C23)	ND	1.0	1	05/02/2015 16:13
Surrogates	REC (%)	Limits		
C9	113	70-130		05/02/2015 16:13

Analyst(s): TK

(Cont.)



Analytical Report

Client: LRM Consulting, Inc.
Project: TM STROYR
Date Received: 4/27/15 17:57
Date Prepared: 4/27/15

WorkOrder: 1504A90
Extraction Method: SW3550B
Analytical Method: SW8015B
Unit: mg/Kg

Total Extractable Petroleum Hydrocarbons w/out SG Clean-Up

Client ID	Lab ID	Matrix/ExtType	Date Collected	Instrument	Batch ID
SB-15-6	1504A90-005A	Soil	04/27/2015 09:18	GC6B	104135

<u>Analytes</u>	<u>Result</u>	<u>RL</u>	<u>DF</u>	<u>Date Analyzed</u>
TPH-Diesel (C10-C23)	ND	1.0	1	05/01/2015 23:33

<u>Surrogates</u>	<u>REC (%)</u>	<u>Limits</u>
C9	112	70-130

Analyst(s): TK

Client ID	Lab ID	Matrix/ExtType	Date Collected	Instrument	Batch ID
SB-15-9	1504A90-006A	Soil	04/27/2015 09:36	GC6B	104135

<u>Analytes</u>	<u>Result</u>	<u>RL</u>	<u>DF</u>	<u>Date Analyzed</u>
TPH-Diesel (C10-C23)	ND	1.0	1	05/02/2015 19:49

<u>Surrogates</u>	<u>REC (%)</u>	<u>Limits</u>
C9	111	70-130

Analyst(s): TK



Quality Control Report

Client: LRM Consulting, Inc.
Date Prepared: 4/27/15
Date Analyzed: 4/28/15
Instrument: GC10
Matrix: Soil
Project: TM STROYR

WorkOrder: 1504A90
BatchID: 104127
Extraction Method: SW5030B
Analytical Method: SW8260B
Unit: mg/kg
Sample ID: MB/LCS-104127

QC Summary Report for SW8260B

Analyte	MB Result	LCS Result	RL	SPK Val	MB SS %REC	LCS %REC	LCS Limits
VOC (C6-C12)	ND	3.45	0.25	3.2	-	108	74-142
Surrogate Recovery							
Dibromofluoromethane	0.137	0.141		0.12	110	113	72-126



Quality Control Report

Client: LRM Consulting, Inc.
Date Prepared: 4/27/15
Date Analyzed: 5/3/15 - 5/4/15
Instrument: GC16
Matrix: Soil
Project: TM STROYR

WorkOrder: 1504A90
BatchID: 104158
Extraction Method: SW5030B
Analytical Method: SW8260B
Unit: mg/kg
Sample ID: MB/LCS-104158

QC Summary Report for SW8260B

Analyte	MB Result	LCS Result	RL	SPK Val	MB SS %REC	LCS %REC	LCS Limits
VOC (C6-C12)	ND	2.58	0.25	3.2	-	81	74-142
Surrogate Recovery							
Dibromofluoromethane	0.122	0.122		0.12	97	98	72-126



Quality Control Report

Client: LRM Consulting, Inc.
Date Prepared: 4/27/15
Date Analyzed: 4/28/15
Instrument: GC11A, GC6A
Matrix: Soil
Project: TM STROYR

WorkOrder: 1504A90
BatchID: 104135
Extraction Method: SW3550B
Analytical Method: SW8015B
Unit: mg/Kg
Sample ID: MB/LCS-104135
 1504A70-001AMS/MSD

QC Summary Report for SW8015B

Analyte	MB Result	LCS Result	RL	SPK Val	MB SS %REC	LCS %REC	LCS Limits
TPH-Diesel (C10-C23)	ND	37.5	1.0	40	-	94	70-130
TPH-Motor Oil (C18-C36)	ND	-	5.0	-	-	-	-

Surrogate Recovery

C9	17.8	23.7		25	71	95	70-130
----	------	------	--	----	----	----	--------

Analyte	MS Result	MSD Result	SPK Val	SPKRef Val	MS %REC	MSD %REC	MS/MSD Limits	RPD	RPD Limit
TPH-Diesel (C10-C23)	NR	NR		880	NR	NR	-	NR	

Surrogate Recovery

C9	NR	NR			NR	NR	-	NR	
----	----	----	--	--	----	----	---	----	--



1534 Willow Pass Rd
Pittsburg, CA 94565-1701
(925) 252-9262

CHAIN-OF-CUSTODY RECORD

WorkOrder: 1504A90

ClientCode: LRM C

WaterTrax
 WriteOn
 EDF
 Excel
 EQulS
 Email
 HardCopy
 ThirdParty
 J-flag

Report to:
 Mehrdad Javaherian
 LRM Consulting, Inc.
 1534 Plaza Lane, #145
 Burlingame, CA 94010
 (415) 706-8935 FAX:

Email: mjavaherian@lrm-consulting.com
 cc/3rd Party:
 PO:
 ProjectNo: TM STROYR

Bill to:
 Accounts Payable
 LRM Consulting, Inc.
 1534 Plaza Lane, #145
 Burlingame, CA 94010

Requested TAT: 5 days

Date Received: 04/27/2015
Date Printed: 04/28/2015

Lab ID	Client ID	Matrix	Collection Date	Hold	Requested Tests (See legend below)												
					1	2	3	4	5	6	7	8	9	10	11	12	
1504A90-001	SB-14-3	Soil	4/27/2015 8:27	<input type="checkbox"/>	A	B	B	A									
1504A90-002	SB-14-6	Soil	4/27/2015 8:35	<input type="checkbox"/>	A			A									
1504A90-003	SB-14-9	Soil	4/27/2015 8:43	<input type="checkbox"/>	A			A									
1504A90-004	SB-15-3	Soil	4/27/2015 9:13	<input type="checkbox"/>	A	B	B	A									
1504A90-005	SB-15-6	Soil	4/27/2015 9:18	<input type="checkbox"/>	A			A									
1504A90-006	SB-15-9	Soil	4/27/2015 9:36	<input type="checkbox"/>	A			A									

Test Legend:

1	8260GAS_S	2	Moisture Density	3	Porosity/Permeability_S	4	TPH(D)_S	5	
6		7		8		9		10	
11		12							

Prepared by: Jena Alfaro

Comments:

NOTE: Soil samples are discarded 60 days after results are reported unless other arrangements are made (Water samples are 30 days). Hazardous samples will be returned to client or disposed of at client expense.



WORK ORDER SUMMARY

Client Name: LRM CONSULTING, INC.

QC Level: LEVEL 2

Work Order: 1504A90

Project: TM STROYR

Client Contact: Mehrdad Javaherian

Date Received: 4/27/2015

Comments:

Contact's Email: mjavaherian@lrn-consulting.com

WaterTrax WriteOn EDF Excel Fax Email HardCopy ThirdParty J-flag

Lab ID	Client ID	Matrix	Test Name	Containers /Composites	Bottle & Preservative	De-chlorinated	Collection Date & Time	TAT	Sediment Content	Hold	SubOut
1504A90-001A	SB-14-3	Soil	SW8015B (Diesel)	1	Acetate Liner	<input type="checkbox"/>	4/27/2015 8:27	5 days		<input type="checkbox"/>	
			SW8260B (TPH(g))			<input type="checkbox"/>					
1504A90-001B	SB-14-3	Soil	D5084 (Porosity/Permeability)	1	Acetate Liner	<input type="checkbox"/>	4/27/2015 8:27	5 days		<input type="checkbox"/>	SubOut
			Moisture & Density (SUB)			<input type="checkbox"/>					
1504A90-002A	SB-14-6	Soil	SW8015B (Diesel)	1	Acetate Liner	<input type="checkbox"/>	4/27/2015 8:35	5 days		<input type="checkbox"/>	
			SW8260B (TPH(g))			<input type="checkbox"/>					
1504A90-003A	SB-14-9	Soil	SW8015B (Diesel)	1	Acetate Liner	<input type="checkbox"/>	4/27/2015 8:43	5 days		<input type="checkbox"/>	
			SW8260B (TPH(g))			<input type="checkbox"/>					
1504A90-004A	SB-15-3	Soil	SW8015B (Diesel)	1	Acetate Liner	<input type="checkbox"/>	4/27/2015 9:13	5 days		<input type="checkbox"/>	
			SW8260B (TPH(g))			<input type="checkbox"/>					
1504A90-004B	SB-15-3	Soil	D5084 (Porosity/Permeability)	1	Acetate Liner	<input type="checkbox"/>	4/27/2015 9:13	5 days		<input type="checkbox"/>	SubOut
			Moisture & Density (SUB)			<input type="checkbox"/>					
1504A90-005A	SB-15-6	Soil	SW8015B (Diesel)	1	Acetate Liner	<input type="checkbox"/>	4/27/2015 9:18	5 days		<input type="checkbox"/>	
			SW8260B (TPH(g))			<input type="checkbox"/>					
1504A90-006A	SB-15-9	Soil	SW8015B (Diesel)	1	Acetate Liner	<input type="checkbox"/>	4/27/2015 9:36	5 days		<input type="checkbox"/>	
			SW8260B (TPH(g))			<input type="checkbox"/>					

NOTES: - STLC and TCLP extractions require 2 days to complete; therefore, all TATs begin after the extraction is completed (i.e., One-day TAT yields results in 3 days from sample submission).

- MAI assumes that all material present in the provided sampling container is considered part of the sample - MAI does not exclude any material from the sample prior to sample preparation unless requested in writing by the client.



Sample Receipt Checklist

Client Name: **LRM Consulting, Inc.** Date and Time Received: **4/27/2015 5:57:08 PM**
 Project Name: **TM STROYR** LogIn Reviewed by: **Jena Alfaro**
 WorkOrder No: **1504A90** Matrix: Soil Carrier: Client Drop-In

Chain of Custody (COC) Information

Chain of custody present? Yes No
 Chain of custody signed when relinquished and received? Yes No
 Chain of custody agrees with sample labels? Yes No
 Sample IDs noted by Client on COC? Yes No
 Date and Time of collection noted by Client on COC? Yes No
 Sampler's name noted on COC? Yes No

Sample Receipt Information

Custody seals intact on shipping container/cooler? Yes No NA
 Shipping container/cooler in good condition? Yes No
 Samples in proper containers/bottles? Yes No
 Sample containers intact? Yes No
 Sufficient sample volume for indicated test? Yes No

Sample Preservation and Hold Time (HT) Information

All samples received within holding time? Yes No
 Sample/Temp Blank temperature Temp: NA
 Water - VOA vials have zero headspace / no bubbles? Yes No NA
 Sample labels checked for correct preservation? Yes No
 pH acceptable upon receipt (Metal: <2; 522: <4; 218.7: >8)? Yes No NA
 Samples Received on Ice? Yes No

UCMR3 Samples:

Total Chlorine tested and acceptable upon receipt for EPA 522? Yes No NA
 Free Chlorine tested and acceptable upon receipt for EPA 218.7, 300.1, 537, 539? Yes No NA

* NOTE: If the "No" box is checked, see comments below.

 Comments:

ATTACHMENT 4



McC Campbell Analytical, Inc.

"When Quality Counts"

Analytical Report

WorkOrder: 1505013

Report Created for: LRM Consulting, Inc.

1534 Plaza Lane, #145
Burlingame, CA 94010

Project Contact: Mehrdad Javaherian

Project P.O.:

Project Name: TM Strough; Former Val Strough

Project Received: 05/01/2015

Analytical Report reviewed & approved for release on 05/11/2015 by:

Angela Rydelius,
Laboratory Manager

The report shall not be reproduced except in full, without the written approval of the laboratory. The analytical results relate only to the items tested. Results reported conform to the most current NELAP standards, where applicable, unless otherwise stated in the case narrative.





Glossary of Terms & Qualifier Definitions

Client: LRM Consulting, Inc.
Project: TM Strough; Former Val Strough
WorkOrder: 1505013

Glossary Abbreviation

95% Interval	95% Confident Interval
DF	Dilution Factor
DI WET	(DISTLC) Waste Extraction Test using DI water
DISS	Dissolved (direct analysis of 0.45 µm filtered and acidified water sample)
DUP	Duplicate
EDL	Estimated Detection Limit
ITEF	International Toxicity Equivalence Factor
LCS	Laboratory Control Sample
MB	Method Blank
MB % Rec	% Recovery of Surrogate in Method Blank, if applicable
MDL	Method Detection Limit
ML	Minimum Level of Quantitation
MS	Matrix Spike
MSD	Matrix Spike Duplicate
N/A	Not Applicable
ND	Not detected at or above the indicated MDL or RL
NR	Data Not Reported due to matrix interference or insufficient sample amount.
PF	Prep Factor
RD	Relative Difference
RL	Reporting Limit (The RL is the lowest calibration standard in a multipoint calibration.)
RPD	Relative Percent Deviation
RRT	Relative Retention Time
SPK Val	Spike Value
SPKRef Val	Spike Reference Value
SPLP	Synthetic Precipitation Leachate Procedure
TCLP	Toxicity Characteristic Leachate Procedure
TEQ	Toxicity Equivalents
WET (STLC)	Waste Extraction Test (Soluble Threshold Limit Concentration)

Quality Control Qualifiers

F2 LCS recovery for this compound is outside of acceptance limits.



Analytical Report

Client: LRM Consulting, Inc.
Project: TM Strough; Former Val Strough
Date Received: 5/1/15 13:11
Date Prepared: 5/4/15

WorkOrder: 1505013
Extraction Method: ASTM D 1946-90
Analytical Method: ASTM D 1946-90
Unit: %

Helium

Client ID	Lab ID	Matrix/ExtType	Date Collected	Instrument	Batch ID
VM-1	1505013-001A	SoilGas	04/30/2015 09:45	GC26	104526

Initial Pressure (psia)	Final Pressure (psia)	Analyst(s)
12.67	25.27	GM

<u>Analytes</u>	<u>Result</u>	<u>RL</u>	<u>DF</u>	<u>Date Analyzed</u>
Helium	ND	0.050	1	05/04/2015 12:28

VM-2	1505013-002A	SoilGas	04/30/2015 10:28	GC26	104526
------	--------------	---------	------------------	------	--------

Initial Pressure (psia)	Final Pressure (psia)	Analyst(s)
12.62	25.17	GM

<u>Analytes</u>	<u>Result</u>	<u>RL</u>	<u>DF</u>	<u>Date Analyzed</u>
Helium	ND	0.050	1	05/04/2015 12:41



Analytical Report

Client: LRM Consulting, Inc.
Project: TM Strough; Former Val Strough
Date Received: 5/1/15 13:11
Date Prepared: 5/4/15

WorkOrder: 1505013
Extraction Method: ASTM D 1946-90
Analytical Method: ASTM D 1946-90
Unit: uL/L

Light Gases

Client ID	Lab ID	Matrix/ExtType	Date Collected	Instrument	Batch ID
VM-1	1505013-001A	SoilGas	04/30/2015 09:45	GC26	104532

Initial Pressure (psia)	Final Pressure (psia)	Analyst(s)
12.67	25.27	GM

<u>Analytes</u>	<u>Result</u>	<u>RL</u>	<u>DF</u>	<u>Date Analyzed</u>
Oxygen	160,000	4000	1	05/04/2015 16:01

VM-2	1505013-002A	SoilGas	04/30/2015 10:28	GC26	104532
------	--------------	---------	------------------	------	--------

Initial Pressure (psia)	Final Pressure (psia)	Analyst(s)
12.62	25.17	GM

<u>Analytes</u>	<u>Result</u>	<u>RL</u>	<u>DF</u>	<u>Date Analyzed</u>
Oxygen	160,000	4000	1	05/04/2015 16:11



Analytical Report

Client: LRM Consulting, Inc.
Project: TM Strough; Former Val Strough
Date Received: 5/1/15 13:11
Date Prepared: 5/9/15

WorkOrder: 1505013
Extraction Method: TO15
Analytical Method: TO15
Unit: µg/m³

Volatile Organic Compounds in µg/m³

Client ID	Lab ID	Matrix/ExtType	Date Collected	Instrument	Batch ID
VM-1	1505013-001A	SoilGas	04/30/2015 09:45	GC24	104681

Initial Pressure (psia)	Final Pressure (psia)	Analyst(s)
12.67	25.27	GM

Analytes	Result	RL	DF	Date Analyzed
Benzene	18	1.6	1	05/09/2015 07:24
Ethylbenzene	5.9	2.2	1	05/09/2015 07:24
Naphthalene	ND	5.3	1	05/09/2015 07:24

Surrogates	REC (%)	Limits	Date Analyzed
1,2-DCA-d4	93	70-130	05/09/2015 07:24
Toluene-d8	99	70-130	05/09/2015 07:24
4-BFB	94	70-130	05/09/2015 07:24

Client ID	Lab ID	Matrix/ExtType	Date Collected	Instrument	Batch ID
VM-2	1505013-002A	SoilGas	04/30/2015 10:28	GC24	104681

Initial Pressure (psia)	Final Pressure (psia)	Analyst(s)
12.62	25.17	GM

Analytes	Result	RL	DF	Date Analyzed
Benzene	58	16	10	05/09/2015 06:34
Ethylbenzene	180	22	10	05/09/2015 06:34
Naphthalene	110	53	10	05/09/2015 06:34

Surrogates	REC (%)	Limits	Date Analyzed
1,2-DCA-d4	84	70-130	05/09/2015 06:34
Toluene-d8	97	70-130	05/09/2015 06:34
4-BFB	97	70-130	05/09/2015 06:34



Quality Control Report

Client: LRM Consulting, Inc.

WorkOrder: 1505013

Date Prepared: 5/6/15

BatchID: 104526

Date Analyzed: 5/4/15

Extraction Method: ASTM D 1946-90

Instrument: GC26

Analytical Method: ASTM D 1946-90

Matrix: Soilgas

Unit: %

Project: TM Strough; Former Val Strough

Sample ID: MB/LCS-104526

QC Summary Report for ASTM D1946-90

Analyte	MB Result	LCS Result	RL	SPK Val	MB SS %REC	LCS %REC	LCS Limits
Helium	ND	ND	0.050	0.010	-	81	60-140



Quality Control Report

Client: LRM Consulting, Inc.

WorkOrder: 1505013

Date Prepared: 5/4/15

BatchID: 104532

Date Analyzed: 5/4/15

Extraction Method: ASTM D 1946-90

Instrument: GC26

Analytical Method: ASTM D 1946-90

Matrix: SoilGas

Unit: uL/L

Project: TM Strough; Former Val Strough

Sample ID: MB/LCS-104532

QC Summary Report for ASTM D1946-90

Analyte	MB Result	LCS Result	RL	SPK Val	MB SS %REC	LCS %REC	LCS Limits
Oxygen	ND	6160	4000	7000	-	88	70-130



Quality Control Report

Client: LRM Consulting, Inc.
Date Prepared: 5/11/15
Date Analyzed: 5/8/15
Instrument: GC24
Matrix: Soilgas
Project: TM Strough; Former Val Strough

WorkOrder: 1505013
BatchID: 104681
Extraction Method: TO15
Analytical Method: TO15
Unit: nL/L
Sample ID: MB/LCS-104681

QC Summary Report for TO15

Analyte	MB Result	LCS Result	RL	SPK Val	MB SS %REC	LCS %REC	LCS Limits
Acetone	ND	21.4	25	25	-	86	60-140
Acrolein	ND	17.5	0.50	25	-	70	60-140
Acrylonitrile	ND	22.4	0.50	25	-	89	60-140
tert-Amyl methyl ether (TAME)	ND	29.6	0.50	25	-	118	60-140
Benzene	ND	24.0	0.50	25	-	96	60-140
Benzyl chloride	ND	24.4	0.50	25	-	98	60-140
Bromodichloromethane	ND	27.0	0.50	25	-	108	60-140
Bromoform	ND	30.9	0.50	25	-	124	60-140
Bromomethane	ND	26.8	0.50	25	-	107	60-140
1,3-Butadiene	ND	37.2	0.50	25	-	149, F2	60-140
2-Butanone (MEK)	ND	25.5	25	25	-	102	60-140
t-Butyl alcohol (TBA)	ND	25.5	10	25	-	102	60-140
Carbon Disulfide	ND	24.9	0.50	25	-	99	60-140
Carbon Tetrachloride	ND	26.8	0.50	25	-	107	60-140
Chlorobenzene	ND	23.1	0.50	25	-	92	60-140
Chloroethane	ND	30.2	0.50	25	-	121	60-140
Chloroform	ND	22.3	0.50	25	-	89	60-140
Chloromethane	ND	23.7	0.50	25	-	95	60-140
Cyclohexane	ND	25.5	5.0	25	-	102	60-140
Dibromochloromethane	ND	29.9	0.50	25	-	120	60-140
1,2-Dibromo-3-chloropropane	ND	31.3	0.012	25	-	125	60-140
1,2-Dibromoethane (EDB)	ND	25.5	0.50	25	-	102	60-140
1,2-Dichlorobenzene	ND	24.1	0.50	25	-	96	60-140
1,3-Dichlorobenzene	ND	25.2	0.50	25	-	101	60-140
1,4-Dichlorobenzene	ND	24.1	0.50	25	-	97	60-140
Dichlorodifluoromethane	ND	22.0	0.50	25	-	88	60-140
1,1-Dichloroethane	ND	22.4	0.50	25	-	90	60-140
1,2-Dichloroethane (1,2-DCA)	ND	22.8	0.50	25	-	91	60-140
1,1-Dichloroethene	ND	23.3	0.50	25	-	93	60-140
cis-1,2-Dichloroethene	ND	27.5	0.50	25	-	110	60-140
trans-1,2-Dichloroethene	ND	26.9	0.50	25	-	108	60-140
1,2-Dichloropropane	ND	22.6	0.50	25	-	91	60-140
cis-1,3-Dichloropropene	ND	26.8	0.50	25	-	107	60-140
trans-1,3-Dichloropropene	ND	26.9	0.50	25	-	107	60-140
1,2-Dichloro-1,1,2,2-tetrafluoroethane	ND	25.5	0.50	25	-	102	60-140
Diisopropyl ether (DIPE)	ND	23.5	0.50	25	-	94	60-140
1,4-Dioxane	ND	23.0	0.50	25	-	92	60-140
Ethanol	ND	19.9	50	25	-	80	60-140
Ethyl acetate	ND	22.6	0.50	25	-	90	60-140
Ethyl tert-butyl ether (ETBE)	ND	26.8	0.50	25	-	107	60-140

(Cont.)



Quality Control Report

Client: LRM Consulting, Inc.
Date Prepared: 5/11/15
Date Analyzed: 5/8/15
Instrument: GC24
Matrix: Soilgas
Project: TM Strough; Former Val Strough

WorkOrder: 1505013
BatchID: 104681
Extraction Method: TO15
Analytical Method: TO15
Unit: nL/L
Sample ID: MB/LCS-104681

QC Summary Report for TO15

Analyte	MB Result	LCS Result	RL	SPK Val	MB SS %REC	LCS %REC	LCS Limits
Ethylbenzene	ND	23.7	0.50	25	-	95	60-140
4-Ethyltoluene	ND	24.7	0.50	25	-	99	60-140
Freon 113	ND	24.0	0.50	25	-	96	60-140
Heptane	ND	21.1	5.0	25	-	84	60-140
Hexachlorobutadiene	ND	27.0	0.50	25	-	108	60-140
Hexane	ND	24.1	5.0	25	-	96	60-140
2-Hexanone	ND	25.0	0.50	25	-	100	60-140
4-Methyl-2-pentanone (MIBK)	ND	21.4	0.50	25	-	86	60-140
Methyl-t-butyl ether (MTBE)	ND	26.6	0.50	25	-	106	60-140
Methylene chloride	ND	23.8	0.50	25	-	95	60-140
Methyl methacrylate	ND	26.2	0.50	25	-	105	60-140
Naphthalene	ND	39.1	1.0	50	-	78	60-140
Propene	ND	24.2	50	25	-	97	60-140
Styrene	ND	25.4	0.50	25	-	101	60-140
1,1,1,2-Tetrachloroethane	ND	26.6	0.50	25	-	106	60-140
1,1,2,2-Tetrachloroethane	ND	27.4	0.50	25	-	110	60-140
Tetrachloroethene	ND	24.6	0.50	25	-	98	60-140
Tetrahydrofuran	ND	19.4	0.50	25	-	78	60-140
Toluene	ND	23.6	0.50	25	-	95	60-140
1,2,4-Trichlorobenzene	ND	25.4	0.50	25	-	101	60-140
1,1,1-Trichloroethane	ND	24.8	0.50	25	-	99	60-140
1,1,2-Trichloroethane	ND	24.1	0.50	25	-	96	60-140
Trichloroethene	ND	24.5	0.50	25	-	98	60-140
Trichlorofluoromethane	ND	18.9	0.50	25	-	76	60-140
1,2,4-Trimethylbenzene	ND	23.9	0.50	25	-	96	60-140
1,3,5-Trimethylbenzene	ND	23.3	0.50	25	-	93	60-140
Vinyl Acetate	ND	23.9	0.50	25	-	95	60-140
Vinyl Chloride	ND	27.4	0.50	25	-	109	60-140
Xylenes, Total	ND	77.2	1.5	75	-	103	60-140

Surrogate Recovery

1,2-DCA-d4	421	439		500	84	88	60-140
Toluene-d8	497	511		500	99	102	60-140
4-BFB	457	473		500	91	95	60-140



1534 Willow Pass Rd
Pittsburg, CA 94565-1701
(925) 252-9262

CHAIN-OF-CUSTODY RECORD

WorkOrder: 1505013

ClientCode: LRM C

WaterTrax
 WriteOn
 EDF
 Excel
 EQUS
 Email
 HardCopy
 ThirdParty
 J-flag

Report to:

Mehrdad Javaherian
LRM Consulting, Inc.
1534 Plaza Lane, #145
Burlingame, CA 94010
(415) 706-8935 FAX:

Email: mjavaherian@lrm-consulting.com
cc/3rd Party:
PO:
ProjectNo: TM Strough; Former Val Strough

Bill to:

Accounts Payable
LRM Consulting, Inc.
1534 Plaza Lane, #145
Burlingame, CA 94010

Requested TAT:

5 days

Date Received: 05/01/2015

Date Printed: 05/06/2015

Lab ID	Client ID	Matrix	Collection Date	Hold	Requested Tests (See legend below)											
					1	2	3	4	5	6	7	8	9	10	11	12
1505013-001	VM-1	SoilGas	4/30/2015 9:45	<input type="checkbox"/>	A	A	A	A								
1505013-002	VM-2	SoilGas	4/30/2015 10:28	<input type="checkbox"/>	A	A	A	A								

Test Legend:

1	HELIUM_LC_SOILGAS(%)	2	LG_SUMMA_SOILGAS	3	O15_Scan-SIM_SOIL(UG/M3)	4	TO15-8260_SOIL(UG/M3)	5	
6		7		8		9		10	
11		12							

The following SamplIDs: 001A, 002A contain testgroup.

Prepared by: Erika Santos

Comments:

NOTE: Soil samples are discarded 60 days after results are reported unless other arrangements are made (Water samples are 30 days).
Hazardous samples will be returned to client or disposed of at client expense.



WORK ORDER SUMMARY

Client Name: LRM CONSULTING, INC.
Project: TM Strough; Former Val Strough
Comments:

QC Level: LEVEL 2
Client Contact: Mehrdad Javaherian
Contact's Email: mjavaherian@lrn-consulting.com

Work Order: 1505013
Date Received: 5/1/2015

WaterTrax WriteOn EDF Excel Fax Email HardCopy ThirdParty J-flag

Lab ID	Client ID	Matrix	Test Name	Containers /Composites	Bottle & Preservative	De-chlorinated	Collection Date & Time	TAT	Sediment Content	Hold	SubOut
1505013-001A	VM-1	SoilGas	TO15 w/ Helium	1	1L Summa	<input type="checkbox"/>	4/30/2015 9:45	5 days		<input type="checkbox"/>	
			ASTM D1946-90 (Light Gases) <Oxygen>			<input type="checkbox"/>					
1505013-002A	VM-2	SoilGas	TO15 w/ Helium	1	1L Summa	<input type="checkbox"/>	4/30/2015 10:28	5 days		<input type="checkbox"/>	
			ASTM D1946-90 (Light Gases) <Oxygen>			<input type="checkbox"/>					

NOTES: - STLC and TCLP extractions require 2 days to complete; therefore, all TATs begin after the extraction is completed (i.e., One-day TAT yields results in 3 days from sample submission).

- MAI assumes that all material present in the provided sampling container is considered part of the sample - MAI does not exclude any material from the sample prior to sample preparation unless requested in writing by the client.



McC Campbell Analytical, Inc.

1534 Willow Pass Rd. / Pittsburg, Ca. 94565-1701
 www.mcccampbell.com / main@mcccampbell.com
 Telephone: (877) 252-9262 / Fax: (925) 252-9269

1505013

CHAIN OF CUSTODY RECORD

TURN AROUND TIME: RUSH 1 Day 2 Day 3 Day **5 DAY**
 GeoTracker EDF PDF EDD EQuIS 10 DAY
 UST Clean Up Fund Project Claim #

Report To: R. McInnis Bill To: WRW
 Company: WRW
1534 PLAZA LN #145
Burlingame CA
 Tele: (415) 706.8935 E-Mail:
 Project #: ImStrong Project Name: Former Vally
 Project Location: 325 34th Street Strong
 Sampler Signature: [Signature]

Analysis Requested Helium Shroud SN#

VOCs by TO-15 (ug/m3)	8010 by TO-15 (ug/m3)	TPH(g) (ug/m3)	LEED (inc. 4PCH, Formaldehyde, CO, Total VOCs)	Fixed Gas: CO2, Methane, Ethane, Ethylene, Acetylene, CO (please circle or indicate in notes) uL/L	Fixed Gas: O2, N2 (please circle) uL/L	Fixed Gas: Propane uL/L	Helium Leak Check (%)	Leak Check (IPA, Norflorane, 1,1-difluoroethane) ug/m3	APH: Aliphatic and/or Aromatic (please circle) ug/m3	Other:
-----------------------	-----------------------	----------------	--	--	--	-------------------------	-----------------------	--	--	--------

Other:
 Notes: Please Specify units if different than defaults VOCs is ug/m3 and fixed gas is uL/L. Leak check default is IPA.
PLEASE Report only Benzene, Ethyl Benzene, NAPHTHALENE

Field Sample ID (Location)	Collection		Canister SN#	Sampler Kit SN#	VOCs by TO-15 (ug/m3)	8010 by TO-15 (ug/m3)	TPH(g) (ug/m3)	LEED (inc. 4PCH, Formaldehyde, CO, Total VOCs)	Fixed Gas: CO2, Methane, Ethane, Ethylene, Acetylene, CO (please circle or indicate in notes) uL/L	Fixed Gas: O2, N2 (please circle) uL/L	Fixed Gas: Propane uL/L	Helium Leak Check (%)	Leak Check (IPA, Norflorane, 1,1-difluoroethane) ug/m3	APH: Aliphatic and/or Aromatic (please circle) ug/m3	Other:	Matrix		Cannister Pressure/ Vacuum	
	Date	Time														Soilgas	Indoor Air	Initial	Final
<u>Vm-1</u>	<u>4/30/09</u>	<u>0945</u>	<u>A7517</u>	<u>982</u>	<u>X</u>					<u>X</u>		<u>X</u>				<u>X</u>		<u>-25</u>	<u>-4.5</u>
<u>Vm-2</u>	<u>4/30/09</u>	<u>1028</u>	<u>A7528</u>	<u>985</u>	<u>X</u>					<u>X</u>		<u>X</u>				<u>X</u>		<u>-30</u>	<u>-4.5</u>

Relinquished By: [Signature] Date: 5/1/10 Time: 1134 Received By: [Signature]
 Relinquished By: _____ Date: _____ Time: _____ Received By: _____
 Relinquished By: _____ Date: _____ Time: _____ Received By: _____

Temp (°C): _____ Work Order #: _____
 Condition: _____
 Custody Seals Intact?: Yes _____ No _____ None _____
 Shipped Via: _____



Sample Receipt Checklist

Client Name: **LRM Consulting, Inc.** Date and Time Received: **5/1/2015 1:11:41 PM**
 Project Name: **TM Strough; Former Val Strough** LogIn Reviewed by: **Erika Santos**
 WorkOrder No: **1505013** Matrix: SoilGas Carrier: Client Drop-In

Chain of Custody (COC) Information

Chain of custody present? Yes No
 Chain of custody signed when relinquished and received? Yes No
 Chain of custody agrees with sample labels? Yes No
 Sample IDs noted by Client on COC? Yes No
 Date and Time of collection noted by Client on COC? Yes No
 Sampler's name noted on COC? Yes No

Sample Receipt Information

Custody seals intact on shipping container/cooler? Yes No NA
 Shipping container/cooler in good condition? Yes No
 Samples in proper containers/bottles? Yes No
 Sample containers intact? Yes No
 Sufficient sample volume for indicated test? Yes No

Sample Preservation and Hold Time (HT) Information

All samples received within holding time? Yes No
 Sample/Temp Blank temperature Temp: NA
 Water - VOA vials have zero headspace / no bubbles? Yes No NA
 Sample labels checked for correct preservation? Yes No
 pH acceptable upon receipt (Metal: <2; 522: <4; 218.7: >8)? Yes No NA
 Samples Received on Ice? Yes No

UCMR3 Samples:

Total Chlorine tested and acceptable upon receipt for EPA 522? Yes No NA
 Free Chlorine tested and acceptable upon receipt for EPA 218.7, 300.1, 537, 539? Yes No NA

* NOTE: If the "No" box is checked, see comments below.

 Comments: