

R 0 126



**FIRST QUARTER 2004 GROUNDWATER MONITORING REPORT  
FORMER THOMAS A. SHORT COMPANY PROPERTY  
OAKLAND, ALAMEDA COUNTY, CALIFORNIA**

June 8, 2004

Prepared for:

California Department of Transportation  
Office of Environmental Engineering  
P.O. Box 23660  
Oakland, California 94623-0660

Prepared By:

Shaw Environmental, Inc.  
1326 North Market Boulevard  
Sacramento, California 95834

Project No.: 830714.01010000

**FIRST QUARTER 2004 GROUNDWATER MONITORING REPORT  
FORMER THOMAS A. SHORT COMPANY PROPERTY  
OAKLAND, ALAMEDA COUNTY, CALIFORNIA**

June 8, 2004

Prepared for:

California Department of Transportation  
Office of Environmental Engineering  
P.O. Box 23660  
Oakland, California 94623-0660

*Alameda County  
NOV 12 2004  
Environmental Health*

Prepared By:

Shaw Environmental, Inc.  
1326 North Market Boulevard  
Sacramento, California 95834

Project No.: 830714.01010000

## **Table of Contents**

---

List of Tables.....	ii
List of Figures.....	ii
List of Appendices.....	ii
1.0 Project History.....	1-1
2.0 Groundwater Sampling Event.....	2-1
2.1 Groundwater Sampling and Analytical Program.....	2-1
2.2 Quality Assurance Program.....	2-1
3.0 Monitoring Results.....	3-1
3.1 Summary.....	3-1
3.2 Analytical Results.....	3-1
3.3 Discussion of Analytical Results.....	3-2
3.4 Comparison to Environmental Screening Levels.....	3-3
4.0 Recommendations.....	4-1
5.0 References.....	5-1

## **List of Tables**

---

Table 1	First Quarter 2004 Groundwater Elevations
Table 2	Historical Groundwater Elevations
Table 3	First Quarter 2004 Groundwater Analytical Results – Petroleum Hydrocarbons
Table 4	First Quarter 2004 Groundwater Analytical Results – Volatile Organic Compounds
Table 5	First Quarter 2004 Groundwater Analytical Results – Heavy Metals
Table 6	Historical Groundwater Analytical Results – Petroleum Hydrocarbons
Table 7	Historical Groundwater Analytical Results – Volatile Organic Compounds
Table 8	Historical Groundwater Analytical Results – Heavy Metals

## **List of Figures**

---

Figure 1	Site Location Map
Figure 2	Monitoring Well Locations
Figure 3	Piezometric Elevation Contour Map
Figure 4	Petroleum Hydrocarbon Concentrations

## **List of Appendices**

---

Appendix A	Groundwater Monitoring Procedures
Appendix B	Field Data Forms
Appendix C	Laboratory Analytical Report and Chain-of-Custody Documentation

**FIRST QUARTER 2004 GROUNDWATER MONITORING REPORT  
FORMER THOMAS A. SHORT COMPANY PROPERTY  
OAKLAND, ALAMEDA COUNTY, CALIFORNIA**

Shaw Environmental, Inc. (Shaw), is pleased to submit this report for the first quarter 2004 groundwater monitoring event conducted at the former Thomas A. Short Company property, Oakland, Alameda County, California. This report is submitted in accordance with Contract No. 43A0078, Task Order No. 04-911052-WB.

The material and data in this report were prepared under the supervision and direction of the undersigned and performed consistent with generally accepted professional consulting principles and practices.

**SHAW ENVIRONMENTAL, INC.**



*Martha Adams*  
\_\_\_\_\_  
Martha Adams, P.E.  
Project Manager

Distribution: Chris Wilson, Caltrans  
Project File 830714

## 1.0 Project History

---

The Thomas A. Short Company property (Figure 1) was purchased by Caltrans in 1994. According to a previous report on this site (Geocon, 2001), one 4,000-gallon gasoline underground storage tank (UST) and one 1,000-gallon diesel UST were located at the site. The USTs were removed in January 1993. Groundwater samples collected from monitoring well MW-1 in February and October 1993, following UST removal, were reported to contain 4.6 and 3.7 milligrams per liter (mg/l) total petroleum hydrocarbons as gasoline (TPHg), respectively (Geocon, 2001).

Three additional monitoring wells were installed in November 1996. The monitoring wells were buried during construction activities before groundwater samples could be collected. The wells have subsequently not been located.

Three more monitoring wells were installed in May 2000. Based on the results from quarterly groundwater monitoring since June 2000, groundwater has been encountered at depths ranging from approximately 2.45 to 5.03 meters (8.03 to 16.5 feet) from top of casing. Groundwater gradient directions have varied from east, southeast, southwest, and west. The most common groundwater gradient direction is southwest. TPHg concentrations have ranged from below the detection limit to 11 milligrams per liter (mg/l) and total petroleum hydrocarbons as diesel (TPHd) concentrations have ranged from below the detection limit to 3.7 mg/l. Benzene concentrations have ranged from below the detection limit to 191 micrograms per liter ( $\mu\text{g/l}$ ). Toluene and ethyl benzene have been detected at levels that do not exceed their respective risk-based screening levels. Xylene concentrations have ranged from below the detection limit to 121  $\mu\text{g/l}$ . Various other volatile organic compounds common to gasoline have been reported. Methyl tertiary butyl ether (MTBE) concentrations have ranged from below the detection limit to 7  $\mu\text{g/l}$ , well below its risk-based screening level of 1,800  $\mu\text{g/l}$ .

## 2.0 Groundwater Sampling Event

---

### 2.1 Groundwater Sampling and Analytical Program

Groundwater sampling for the first quarter 2004 was conducted on April 5, 2004, by Shaw Environmental, Inc. (Shaw) personnel. This monitoring event included the collection and analysis of groundwater samples from three on-site monitoring wells. Monitoring procedures are included in Appendix A. Groundwater sample field data sheets are included in Appendix B.

Groundwater samples were analyzed by Sparger Technology, Inc. (Sparger), of Sacramento, California, a California-certified analytical laboratory. Samples were collected, retained, and transported to the laboratory using chain-of-custody procedures. The analyses were conducted on a normal turnaround basis in general accordance with holding times specified by the U.S. Environmental Protection Agency (EPA). The analyses were performed in general accordance with the following EPA methods listed.

Matrix	Analyses
Water	TPHg, EPA Method 8015 modified
Water	TPHd, EPA Method 8015 modified
Water	Volatile Organic Compounds (VOCs), EPA Method 8260B
Water	California Assessment Manual (CAM) 17 Metals, EPA 6010/7470

Samples collected for CAM 17 Metals analysis were transferred into unpreserved containers in the field. The samples were filtered and preserved at the laboratory prior to analysis.

### 2.2 Quality Assurance Program

The quality assurance (QA) program included the collection and analysis of travel blanks. These additional samples were submitted for analysis to assess potential errors introduced during transport of the groundwater samples. A trip blank was carried in the insulated chest with the groundwater samples. The trip blank consisted of two volatile organic analysis (VOA) vials filled at the laboratory with water that had been purged of VOCs. The trip blank was analyzed for total petroleum hydrocarbons as gasoline and VOCs in accordance with the methods listed in Section 2.1. A brief assessment of the QA data is presented in this report.

The purpose of the travel blanks was to assess potential "cross-contamination" of samples during storage and transport to the laboratory. During this program, one set of travel blanks was analyzed. TPHg and VOCs were not reported present in the travel blank set at concentrations exceeding reporting limits of the analytical methods used by the laboratory.

Based on the results of the travel blank analysis, the groundwater samples are judged to be free of interferences, which may have occurred during storage and transport to the laboratory.

### 3.0 *Monitoring Results*

---

The monitoring results from the groundwater samples collected during the first quarter 2004 sampling event are summarized below. Monitoring well locations are shown on Figure 2. Current and historical groundwater elevation data are presented on Tables 1 and 2. The current groundwater gradient is depicted on Figure 3. Current analytical results are summarized on Tables 3, 4, and 5. Selected compounds are plotted on Figure 4. Historical analytical data are presented on Tables 6, 7, and 8.

#### 3.1 *Summary*

<b>Site Location:</b>	<u>Former Thomas A. Short Company</u> <u>3430 Wood Street, Oakland, California, Figure 1</u>
<b>Current Phase of Project:</b>	<u>Monitoring</u>
<b>Frequency of Monitoring:</b>	<u>Quarterly</u>
<b>Separate-Phase Hydrocarbons Present:</b>	<u>None present</u>
<b>Water Purged from Wells This Quarter:</b>	<u>9 gallons (from 3 monitoring wells)</u>
<b>Range of Depth to Groundwater:</b>	<u>9.48 to 13.60 feet (from top of casing), Table 1</u> <u>2.89 to 4.15 meters (from top of casing)</u>
<b>Groundwater Elevation Change Relative to Previous Quarter:</b>	<u>Groundwater elevations increased in all wells.</u> <u>Increases ranged from 2.07 to 2.61 feet</u> <u>(0.63 to 0.80 meters)</u>
<b>Groundwater Gradient:</b>	<u>0.01, Figure 3</u>
<b>Groundwater Flow Direction:</b>	<u>West, Figure 3</u>

#### 3.2 *Analytical Results*

TPHg was reported by the laboratory in groundwater samples from wells MW-4, MW-5 and MW-6 at concentrations of 2.21, 3.6 and 0.19 mg/l, respectively. TPHd was reported by the laboratory in groundwater samples from wells MW-4 and MW-5 at concentrations of 1.4 and 4 mg/l, respectively. TPHd were not reported present at concentrations exceeding the reporting limit of the analytical method in the groundwater sample collected from well MW-6 (Table 3).



Benzene was detected at concentrations of 0.0095 and 0.067 mg/l in groundwater samples collected from wells MW-4 and MW-5, respectively. Toluene and m+p-xylenes were detected at concentrations of 0.0035 and 0.010 mg/l, respectively, in groundwater samples from well MW-4. Toluene, ethylbenzene, and xylenes were not detected in MW-5; however, the detection limit for VOCs was raised by a factor of 10 to 0.020 mg/l because of the benzene levels. Benzene, toluene, ethylbenzene, and xylenes (BTEX) were not reported present at concentrations exceeding reporting limits of the analytical methods in the groundwater samples collected from well MW-6 (Table 3).

An additional VOC was detected in groundwater samples collected from well MW-4. VOCs did not exceed the reporting limits for wells MW-5 and MW-6 (Table 4). The following VOC concentration was reported in groundwater samples collected from well MW-4.

tert-butylbenzene      0.011 mg/l

Barium was reported in groundwater samples collected from wells MW-4, MW-5, and MW-6 at concentrations of 0.17, 0.35, and 0.13 mg/l, respectively. Zinc was reported in groundwater samples collected from wells MW-4, MW-5, and MW-6 at concentrations of 0.070, 0.052, and 0.046 mg/l, respectively (Table 5).

Laboratory analytical reports and chain-of-custody documentation are included in Appendix C.

### **3.3 Discussion of Analytical Results**

Groundwater analytical results from the first quarter 2004 sampling event for TPH are generally consistent with historical data. In a comparison to fourth quarter 2003 data, the TPHg concentrations increased in wells MW-4, MW-5, and MW-6 from 0.37 mg/l to 2.21 mg/l, 1.6 mg/l to 3.6 mg/l, and from 0.078 mg/l to 0.19 mg/l, respectively. TPHd concentrations increased in both well MW-4 (from 0.33 to 1.4 mg/l) and well MW-5 (from 1.2 to 4 mg/l), and remained the same, below the detection limit, in well MW-6.

With the exception of ethylbenzene, which remained below detection limits, BTEX concentrations have increased in well MW-4. Benzene, toluene, and xylenes increased from concentrations below detection limits to 0.0095, 0.0035, and 0.010 mg/l respectively. Benzene increased from 0.0046 to 0.067 mg/l in well MW-5; the detection limit for VOCs in MW-5 was increased by a factor of 10. All other BTEX compounds in MW-5 remained below the increased detection limits. The BTEX concentrations in well MW-6 remained the same at below the detection limits (Table 6).

Remaining VOC results are generally comparable to historical compounds and concentrations (Table 7). Naphthalene concentrations decreased to below the detection limit in well MW-4. Tert-butylbenzene was reported in MW-4 at a concentration greater than the previous quarter result. For MW-6, the compounds remained as reported below the detection limits.

Historically, groundwater samples from the site were reported to contain arsenic, barium, chromium, cobalt, copper, lead, mercury, molybdenum, nickel, selenium, silver, vanadium and zinc. Barium and zinc were reported in MW-4, MW-5, and MW-6 at concentrations that were generally comparable to historical concentrations. The mercury concentration decreased in well MW-5 to below the detection limit. (Table 8).

### **3.4 Comparison to Environmental Screening Levels**

The analytical results will be compared to environmental screening levels (ESLs), formerly called risk-based screening levels. The ESLs (RWQCB, 2003) were developed by the Regional Water Quality Control Board, San Francisco Bay Region (RWQCB), to address environmental protection goals as set forth in the Water Quality Control Plan for the San Francisco Bay Basin (RWQCB, 1995). The ESLs developed for groundwater that is not a current or potential drinking water resource are used for comparison to the current quarter's groundwater data. ESLs are presented below and in Tables 6, 7, and 8.

<b>Constituent</b>	<b>ESL (mg/l)</b>	<b>Wells with Groundwater Results Exceeding ESL</b>
TPHg	0.500	MW-4, MW-5
TPHd	0.640	MW-4, MW-5
Benzene	0.046	MW-5

## 4.0 *Recommendations*

---

Shaw recommends continued groundwater monitoring to evaluate temporal changes in groundwater quality and benzene concentrations in MW-5.

## 5.0 References

---

Caltrans (California Department of Transportation), 2001a, District 4, Office of Environmental Engineering, Task Order No. 04-911052-WB: dated August 2001.

IT (IT Corporation), 2001b, Work plan, groundwater monitoring, former Thomas A. Short Company property, Oakland, Alameda County, California: dated December 19, 2001.

IT, 2001c, Health and Safety plan, groundwater monitoring, former Thomas A. Short Company property, Oakland, Alameda County, California: dated December 19, 2001.

Geocon (Geotechnical & Environmental Consultants), 2001, Monitoring Well Installation and Groundwater Sampling Report: Former Thomas A. Short Co., Oakland, Alameda County, California, Task Order No. 04-190270-RM, Geocon Project No. S8225-06-103: dated June 2001.

RWQCB (Regional Water Quality Control Board, San Francisco Bay Region), 1995, San Francisco Bay basin (region 2), water quality control plan: dated June 21, 1995.

RWQCB, 2001, Application of risk-based screening levels and decision making to sites with impacted soil and groundwater; volume 1: summary tier 1 lookup tables: interim final dated December 2001.

**Table 1**  
**First Quarter 2004 Groundwater Elevations**  
 Former Thomas A. Short Company  
 Oakland, California

Well Number	Well TOC Elevation (feet-MSL)	Screened Interval (feet bgs)	Date Measured	Depth to Groundwater (feet bTOC)	Free Product Thickness (feet)	Groundwater Elevation (feet-MSL)
MW-4	8.33	5 to 15	04/05/04	9.48	0	-1.15
MW-5	12.35	5 to 15	04/05/04	13.46	0	-1.11
MW-6	12.01	5 to 15	04/05/04	13.60	0	-1.59

*Notes:*

1. MSL = Mean Sea Level
2. TOC = Top of Casing
3. bgs = below ground surface
4. bTOC = below top of casing

**Table 2**  
**Historical Groundwater Elevations**  
Former Thomas A. Short Company  
Oakland, California

Well Number	Well TOC Elevation (feet-MSL)	Screened Interval (feet bgs)	Date Measured	Depth to Groundwater (feet bTOC)	Free Product Thickness (feet)	Groundwater Elevation (feet-MSL)
MW-4	8.33	5 to 15	06/19/00	12.71	0	-4.38
			11/27/00	11.51	0	-3.18
			03/29/01	9.58	0	-1.25
	01/15/02		8.03	0	0.30	
	04/19/02		10.42	0	-2.09	
	07/11/02		10.72	0	-2.39	
	10/17/02		11.73	0	-3.40	
	01/27/03		8.54	0	-0.21	
	04/14/03		9.82	0	-1.49	
	06/16/03		10.47	0	-2.14	
	10/15/03		12.09	0	-3.76	
	04/05/04		9.48	0	-1.15	
MW-5	12.33	5 to 15	06/19/00	16.5	0	-4.17
			11/27/00	14.72	0	-2.39
			03/29/01	13.30	0	-0.97
	01/15/02		11.92	0	0.41	
	04/19/02		14.13	0	-1.80	
	07/11/02		15.02	0	-2.67	
	10/17/02		15.33	0	-2.98	
	01/27/03		12.34	0	0.01	
	04/14/03		13.81	0	-1.46	
	06/16/03		14.08	0	-1.73	
	10/15/03		15.64	0	-3.29	
	04/05/04		13.46	0	-1.11	
MW-6	11.49	5 to 15	06/19/00	15.31	0	-3.82
			11/27/00	14.09	0	-2.60
			03/29/01	12.71	0	-1.22
	01/15/02		11.58	0	-0.09	
	04/19/02		13.48	0	-1.99	
	07/11/02		14.24	0	-2.23	
	10/17/02		15.18	0	-3.17	
	01/27/03		12.42	0	-0.41	
	04/14/03		13.42	0	-1.41	
	06/16/03		13.95	0	-1.94	
	10/15/03		15.67	0	-3.66	
	04/05/04		13.60	0	-1.59	

Notes:

- |                         |                               |
|-------------------------|-------------------------------|
| 1. MSL = Mean Sea Level | 3. bgs = below ground surface |
| 2. TOC = Top of Casing  | 4. bTOC = below top of casing |

**Table 3**  
**First Quarter 2004 Groundwater Analytical Results**  
**Petroleum Hydrocarbons**

Former Thomas A. Short Company  
Oakland, California

Sample Designation Sampling Date	MW-4 04/05/04	MW-5 04/05/04	MW-6 04/05/04	Trip Blank 04/05/04
<u>Petroleum Hydrocarbons, mg/l</u>				
TPH as Gasoline	2.21	3.6	0.19	<0.050
TPH as Diesel	1.4	4	<0.050	—
<u>Selected Volatile Organic Compounds, ug/l</u>				
Benzene	9.5	67	<2.0	<2.0
Toluene	3.5	<20	<2.0	<2.0
Ethylbenzene	<2.0	<20	<2.0	<2.0
m+p Xylenes	10	<20	<2.0	<2.0
o-Xylene	<2.0	<20	<2.0	<2.0

*Notes:*

1. TPH = Total Petroleum Hydrocarbons
2. mg/l = milligrams per liter
3. ug/l = micrograms per liter
4. "<" = not detected at concentrations above the indicated amount.

**Table 4**  
**First Quarter 2004 Groundwater Analytical Results**  
**Volatile Organic Compounds**  
 Former Thomas A. Short Company  
 Oakland, California

Sample Designation Sampling Date	MW-4 04/05/04	MW-5 04/05/04	MW-6 04/05/04	Trip Blank 04/05/04
tert-butylbenzene	11	<20	<2.0	<2.0

*Notes:*

1. Concentrations reported in micrograms per liter.
2. "<" = not detected at concentrations above the indicated amount.



**Table 5**  
**First Quarter 2004 Groundwater Analytical Results**  
**Heavy Metals**  
Former Thomas A. Short Company  
Oakland, California

Sample Designation Sampling Date	MW-4 04/05/04	MW-5 04/05/04	MW-6 04/05/04
Antimony	<0.0050	<0.0050	<0.0050
Arsenic	<0.0050	<0.0050	<0.0050
Barium	0.17	0.35	0.13
Beryllium	<0.0010	<0.0010	<0.0010
Cadmium	<0.0030	<0.0030	<0.0030
Chromium	<0.0030	<0.0030	<0.0030
Cobalt	<0.0030	<0.0030	<0.0030
Copper	<0.0030	<0.0030	<0.0030
Lead	<0.0050	<0.0050	<0.0050
Mercury	<0.00020	<0.00020	<0.00020
Molybdenum	<0.0050	<0.0050	<0.0050
Nickel	<0.0030	<0.0030	<0.0030
Selenium	<0.0050	<0.0050	<0.0050
Silver	<0.0016	<0.0016	<0.0016
Thallium	<0.0050	<0.0050	<0.0050
Vanadium	<0.0030	<0.0030	<0.0030
Zinc	0.070	0.052	0.046

*Notes:*

1. Metals analyses conducted in general accordance with U.S. Environmental Protection Agency (EPA) Methods 6010 and 7470.
2. Concentrations reported in milligrams per liter.
3. "<" = not detected at concentrations above the indicated amount.

Table 6  
 Historical Groundwater Analytical Results  
 Petroleum Hydrocarbons  
 Former Thomas A. Short Company  
 Oakland, California

Sample Designation Sampling Date	MW-4												Environmental Screening Levels
	5/26/00	11/27/00	3/29/01	1/15/02	4/19/02	7/11/02	10/17/02	1/27/03	4/14/03	6/16/03	10/15/03	4/5/04	
<u>Petroleum Hydrocarbons, mg/l</u>													
Total Petroleum Hydrocarbons	--	--	--	<5	<5	<5	<5	--	--	--	--	--	
TPH as Gasoline	<b>4.8</b>	<b>4.2</b>	<b>8.1</b>	<0.050	<b>11</b>	<b>2.9</b>	<b>2.1</b>	<b>3.8</b>	<0.050	<b>3.5</b>	0.37	<b>2.21</b>	0.500
TPH as Diesel	0.5	0.47	0.61	<0.050	<b>1.17</b>	<b>1.26</b>	<b>1.1</b>	<b>1.4</b>	<b>1.4</b>	<b>0.88</b>	0.33	<b>1.4</b>	0.640
<u>Selected Volatile Organic Compounds, ug/l</u>													
Benzene	<b>122</b>	<b>55</b>	<b>51</b>	<b>47</b>	35	9.7	23	24	18	24	<2.0	9.5	46
Toluene	39	18	23	18	13	<2.0	5.6	10	4	7.5	<2.0	3.5	130
Ethylbenzene	126	65	160	130	140	<2.0	20	84	<4.0	36	<2.0	<2.0	290
Total Xylenes	<b>24.7</b>	<b>26.3</b>	<b>44.5</b>	<b>32.5</b>	<b>23</b>	<4.0	<b>15.4</b>	<b>24.6</b>	<11.9	10.9	<4.0	<12	13
<u>Fuel Oxygenates, ug/l</u>													
MTBE	<0.5	1.2	<5.0	<2.0	<2.0	<2.0	<2.0	--	--	--	--	--	1800
Total Dissolved Solids, mg/l	--	--	--	--	2240	2280	2830	--	--	--	--	--	--

Notes:

1. TPH = Total Petroleum Hydrocarbons
2. mg/l = milligrams per liter
3. ug/l = micrograms per liter
4. "<" = not detected at concentrations above the indicated amount.
5. Risk-based screening levels (RBSLs) for groundwater that is not a current or potential drinking water source.
6. Bold results exceed RBSLs.

Table 6  
 Historical Groundwater Analytical Results  
 Petroleum Hydrocarbons  
 Former Thomas A. Short Company  
 Oakland, California

Sample Designation Sampling Date	MW-5												Environmental Screening Levels
	5/26/00	11/27/00	3/29/01	1/15/02	4/19/02	7/11/02	10/17/02	1/27/03	4/14/03	6/16/03	10/15/03	4/5/04	
<u>Petroleum Hydrocarbons, mg/l</u>													
Total Petroleum Hydrocarbons	---	--	--	<5	<5	<5	<5	--	--	--	--	--	
TPH as Gasoline	4.6	1.7	2.7	7.8	1.2	4.1	1.7	4.6	<0.050	2.1	1.6	3.6	0.500
TPH as Diesel	0.6	0.45	<b>0.96</b>	<0.050	<b>0.942</b>	<b>2.45</b>	1.5	3.7	2.3	1.7	1.2	4	0.640
<u>Selected Volatile Organic Compounds, ug/l</u>													
Benzene	<b>98</b>	39	35	<b>63</b>	<b>53</b>	<b>99</b>	<b>62</b>	<b>150</b>	<b>150</b>	94	4.6	<b>67</b>	46
Toulene	7	2	1.1	3.1	2.5	4.6	2	6.3	5.2	2.5	<2.0	<20	130
Ethylbenzene	35	3.8	3.5	18	18	43	6.9	84	42	3.6	<2.0	<20	290
Total Xylenes	<b>44</b>	6.1	3.2	<4.0	<4.0	5.6	<4.7	<4.3	<8.0	<4.0	<4.0	<40	13
<u>Fuel Oxygenates, ug/l</u>													
MTBE	7	1.5	<5.0	<2.0	<2.0	<2.0	<2.0	--	--	--	--	--	1800
Total Dissolved Solids, mg/l	---	---	---	---	1410	1440	1820	---	---	---	---	---	--

Notes:

1. TPH = Total Petroleum Hydrocarbons
2. mg/l = milligrams per liter
3. ug/l = micrograms per liter
4. "<" = not detected at concentrations above the indicated amount.
5. Risk-based screening levels (RBSLs) for groundwater that is not a current or potential drinking water source.
6. Bold results exceed RBSLs.

Table 6  
 Historical Groundwater Analytical Results  
 Petroleum Hydrocarbons  
 Former Thomas A. Short Company  
 Oakland, California

Sample Designation Sampling Date	MW-6												Environmental Screening Levels	
	5/26/00	11/27/00	3/29/01	1/15/02	4/19/02	7/11/02	10/17/02	1/27/03	4/14/03	6/16/03	10/15/03	4/5/04		
<u>Petroleum Hydrocarbons, mg/l</u>														
Total Petroleum Hydrocarbons	--	--	---	<5	<5	<5	<5	--	--	--	--	--		
TPH as Gasoline	<b>4.4</b>	0.32	0.26	<b>3.5</b>	<0.050	<0.050	<0.050	<0.050	<0.050	<0.050	<0.050	0.078	0.19	0.500
TPH as Diesel	0.4	0.18	0.42	<0.050	<0.050	<0.050	<0.050	<0.050	<0.050	<0.050	<0.050	<0.050	<0.050	0.640
<u>Selected Volatile Organic Compounds, ug/l</u>														
Benzene	<b>191</b>	16	<b>52</b>	<2.0	<2.0	<2.0	<2.0	<2.0	<2.0	<2.0	<2.0	<2.0	<2.0	46
Toluene	14	0.51	0.62	<2.0	<2.0	<2.0	<2.0	<2.0	<2.0	<2.0	<2.0	<2.0	<2.0	130
Ethylbenzene	<b>110</b>	1.1	1.1	<2.0	<2.0	<2.0	<2.0	<2.0	<2.0	<2.0	<2.0	<2.0	<2.0	290
Total Xylenes	<b>121</b>	0.88	<0.50	<4.0	<4.0	<4.0	<4.0	<4.0	<4.0	<4.0	<4.0	<4.0	<4.0	13
<u>Fuel Oxygenates, ug/l</u>														
MTBE	7	1.8	<5.0	<2.0	<2.0	<2.0	<2.0	--	--	--	--	--	--	1800
Total Dissolved Solids, mg/l	--	--	---	---	2820	3060	4360	--	--	--	--	--	--	--

*Notes:*

1. TPH = Total Petroleum Hydrocarbons
2. mg/l = milligrams per liter
3. ug/l = micrograms per liter
4. "<" = not detected at concentrations above the indicated amount.
5. Risk-based screening levels (RBSLs) for groundwater that is not a current or potential drinking water source.
6. Bold results exceed RBSLs.

Table 7  
 Historical Groundwater Analytical Results  
 Volatile Organic Compounds  
 Former Thomas A. Short Company  
 Oakland, California

Well Number Date Sampled	MW-4												Environmental Screening Levels
	5/26/00	11/27/00	3/29/01	1/15/02	4/19/02	7/11/02	10/17/02	1/27/03	4/14/03	6/16/03	10/15/03	4/5/04	
1,1,2-trichloroethane	<5.0	<5.0	<5.0	3.6	<10	<2.0	<2.0	<2.0	<4.0	<2.0	<2.0	<2.0	350
1,2,4-trimethylbenzene	<5.0	<5.0	<5.0	<2.0	<10	<2.0	<2.0	<2.0	<4.0	<2.0	<2.0	<2.0	
1,2-dichloroethane	<5.0	<5.0	<5.0	3.9	<10	<2.0	<2.0	<2.0	<4.0	<2.0	<2.0	<2.0	200
1,2-dichloropropane	<5.0	<5.0	<5.0	4.1	<10	<2.0	<2.0	<2.0	<4.0	<2.0	<2.0	<2.0	100
1,3,5-trimethylbenzene	12	<5.0	8	<2.0	190	<2.0	14	52	24	24	<2.0	<2.0	
2-butanone	<5.0	<5.0	<5.0	<2.0	<10	7.8	<2.0	<2.0	<4.0	<2.0	<2.0	<2.0	14,000
2-chloroethyl vinyl ether	<5.0	<5.0	<5.0	<2.0	<10	30	<2.0	<2.0	<4.0	<2.0	<2.0	<2.0	
2-hexanone	<5.0	<5.0	<5.0	<2.0	<10	<2.0	<2.0	<2.0	<4.0	<2.0	<2.0	<2.0	
4-chlorotoluene	<5.0	<5.0	<5.0	<2.0	<10	<2.0	<2.0	<2.0	<4.0	<2.0	<2.0	<2.0	
4-isopropyltoluene	5	<5.0	8	3.6	<10	<2.0	3.7	9.6	6.8	8.8	<2.0	<2.0	
acetone	<5.0	<5.0	<5.0	<2.0	<10	13	<2.0	<2.0	<4.0	<2.0	<2.0	<2.0	1500
acrolein	<5.0	<5.0	<5.0	<2.0	<10	100	<2.0	<2.0	<4.0	<2.0	<2.0	<2.0	
bromodichloromethane	<5.0	<5.0	<5.0	6.8	<10	<2.0	<2.0	<2.0	<4.0	<2.0	<2.0	<2.0	160
chloroform	<5.0	<5.0	<5.0	23	<10	<2.0	<2.0	<2.0	<4.0	<2.0	<2.0	<2.0	340
isopropylbenzene (cumene)	141	70	180	180	190	<2.0	52	160	5.0	130.0	<2.0	<2.0	
naphthalene	101	<5.0	45	12	<10	<2.0	<2.0	<2.0	<4.0	<2.0	3.7	<2.0	24
n-butylbenzene	18	7.3	26	17	22	<2.0	<2.0	<2.0	<4.0	<2.0	<2.0	<2.0	
n-propylbenzene	170	63	280	<2.0	300	<2.0	68	230	<4.0	200	<2.0	<2.0	
sec-butylbenzene	0.6	<5.0	12	11	13	<2.0	4.4	12	<4.0	14	<2.0	<2.0	
tert-butylbenzene	14	9.9	21	20	25	4.0	11	23	16	23	5.1	11	
trichloroethene	<5.0	<5.0	<5.0	6.7	<10	5.0	<2.0	<2.0	<4.0	<2.0	<2.0	<2.0	360

Notes:

1. Concentrations reported in micrograms per liter.
2. \*c\* = not detected at concentrations above the indicated amount.
3. Risk-based screening levels (RBSLs) for groundwater that is not a current or potential drinking water source.
4. Bold results exceed RBSLs.

Table 7  
 Historical Groundwater Analytical Results  
 Volatile Organic Compounds  
 Former Thomas A. Short Company  
 Oakland, California

Well Number Date Sampled	MW-5												Environmental Screening Levels
	5/26/00	11/27/00	3/29/01	1/15/02	4/19/02	7/11/02	10/17/02	1/27/03	4/14/03	6/16/03	10/15/03	4/5/04	
1,1,2-trichloroethane	<5.0	<5.0	<5.0	<2.0	<2.0	<2.0	<2.0	<2.0	<4.0	<2.0	<2.0	<20.0	350
1,2,4-trimethylbenzene	96	<5.0	<5.0	<2.0	<2.0	5.4	2.6	<2.0	<4.0	<2.0	<2.0	<20.0	
1,2-dichloroethane	<5.0	<5.0	<5.0	3.9	<2.0	<2.0	<2.0	<2.0	<4.0	<2.0	<2.0	<20.0	200
1,2-dichloropropane	<5.0	<5.0	<5.0	<2.0	<2.0	<2.0	<2.0	<2.0	<4.0	<2.0	<2.0	<20.0	100
1,3,5-trimethylbenzene	51	<5.0	<5.0	<2.0	16	8.4	2.7	10	<4.0	3.0	<2.0	<20.0	
2-butanone	<5.0	<5.0	<5.0	<2.0	<2.0	8.8	<2.0	<2.0	<4.0	<2.0	<2.0	<20.0	14000
2-chloroethylvinyl ether	<5.0	<5.0	<5.0	<2.0	<2.0	<2.0	<2.0	<2.0	<4.0	<2.0	<2.0	<20.0	
2-hexanone	<5.0	<5.0	<5.0	<2.0	<2.0	10	<2.0	<2.0	<4.0	<2.0	<2.0	<20.0	
4-chlorotoluene	<5.0	<5.0	<5.0	<2.0	<2.0	<2.0	<2.0	<2.0	<4.0	<2.0	<2.0	<20.0	
4-isopropyltoluene	<5.0	<5.0	<5.0	<2.0	<2.0	<2.0	<2.0	<2.0	<4.0	<2.0	<2.0	<20.0	
acetone	<5.0	<5.0	<5.0	<2.0	<2.0	<2.0	<2.0	<2.0	<4.0	<2.0	<2.0	<20.0	1500
acrolein	<5.0	<5.0	<5.0	<2.0	<2.0	<2.0	<2.0	<2.0	<4.0	<2.0	<2.0	<20.0	
bromodichloromethane	<5.0	<5.0	<5.0	<2.0	<2.0	<2.0	<2.0	<2.0	<4.0	<2.0	<2.0	<20.0	160
chloroform	<5.0	<5.0	<5.0	<2.0	<2.0	<2.0	<2.0	<2.0	<4.0	<2.0	<2.0	<20.0	340
isopropylbenzene (cumene)	29	<5.0	7.1	25	16	49	18	80	27	6.3	<2.0	<20.0	
naphthalene	14	<5.0	15	<b>38</b>	<2.0	<2.0	<2.0	<b>130</b>	<4.0	<2.0	6.5	<20.0	24
n-butylbenzene	21	<5.0	<5.0	21	9.8	64	<2.0	<2.0	<4.0	<2.0	<2.0	<20.0	
n-propylbenzene	31	<5.0	11	45	26	97	39	190	44	7.4	<2.0	<20.0	
sec-butylbenzene	8.2	<5.0	<5.0	5.1	4.2	12	5.6	24	9.1	2.4	<2.0	<20.0	
tert-butylbenzene	11	<5.0	14	16	16	21	9.8	30	27	19	13	<20.0	
trichloroethane	<5.0	<5.0	<5.0	<2.0	<2.0	2.2	<2.0	<2.0	<4.0	<2.0	<2.0	<20.0	360

Notes:

1. Concentrations reported in micrograms per liter.
2. "<" = not detected at concentrations above the indicated amount.
3. Risk-based screening levels (RBSLs) for groundwater that is not a current or potential drinking water source.
4. Bold results exceed RBSLs.

**Table 7**  
**Historical Groundwater Analytical Results**  
**Volatile Organic Compounds**  
**Former Thomas A. Short Company**  
**Oakland, California**

Well Number Date Sampled	MW-6												Environmental Screening Levels
	5/26/00	11/27/00	3/29/01	1/15/02	4/19/02	7/11/02	10/17/02	1/27/03	4/14/03	6/16/03	10/15/03	4/5/04	
1,1,2-trichloroethane	<5.0	<5.0	<5.0	<2.0	<2.0	<2.0	<2.0	<2.0	<2.0	<2.0	<2.0	<2.0	350
1,2,4-trimethylbenzene	149	<5.0	<5.0	<2.0	<2.0	<2.0	<2.0	<2.0	<2.0	<2.0	<2.0	<2.0	
1,2-dichloroethane	<5.0	<5.0	<5.0	<2.0	<2.0	<2.0	<2.0	<2.0	<2.0	<2.0	<2.0	<2.0	200
1,2-dichloropropane	<5.0	<5.0	<5.0	<2.0	<2.0	<2.0	<2.0	<2.0	<2.0	<2.0	<2.0	<2.0	100
1,3,5-trimethylbenzene	<5.0	<5.0	<5.0	<2.0	<2.0	<2.0	<2.0	<2.0	<2.0	<2.0	<2.0	<2.0	
2-butanone	<5.0	<5.0	<5.0	<2.0	<2.0	<2.0	<2.0	<2.0	<2.0	<2.0	<2.0	<2.0	14000
2-chloroethylvinyl ether	<5.0	<5.0	<5.0	<2.0	<2.0	<2.0	<2.0	<2.0	<2.0	<2.0	<2.0	<2.0	
2-hexanone	<5.0	<5.0	<5.0	<2.0	<2.0	<2.0	<2.0	<2.0	<2.0	<2.0	<2.0	<2.0	
4-chlorotoluene	7.4	<5.0	<5.0	<2.0	<2.0	<2.0	<2.0	<2.0	<2.0	<2.0	<2.0	<2.0	
4-isopropyltoluene	6.6	<5.0	<5.0	<2.0	<2.0	<2.0	<2.0	<2.0	<2.0	<2.0	<2.0	<2.0	
acetone	<5.0	<5.0	<5.0	<2.0	<2.0	<2.0	<2.0	<2.0	<2.0	<2.0	<2.0	<2.0	1500
acrolein	<5.0	<5.0	<5.0	<2.0	<2.0	<2.0	<2.0	<2.0	<2.0	<2.0	<2.0	<2.0	
bromodichloromethane	<5.0	<5.0	<5.0	<2.0	<2.0	<2.0	<2.0	<2.0	<2.0	<2.0	<2.0	<2.0	160
chloroform	<5.0	<5.0	<5.0	<2.0	<2.0	<2.0	<2.0	<2.0	<2.0	<2.0	<2.0	<2.0	340
isopropylbenzene (cumene)	25	<5.0	<5.0	<2.0	<2.0	<2.0	<2.0	<2.0	<2.0	<2.0	<2.0	<2.0	
naphthalene	<b>44</b>	<5.0	<5.0	<2.0	<2.0	<2.0	<2.0	19	<2.0	<2.0	<2.0	<2.0	24
n-butylbenzene	17	<5.0	<5.0	<2.0	<2.0	<2.0	<2.0	<2.0	<2.0	<2.0	<2.0	<2.0	
n-propylbenzene	36	<5.0	<5.0	<2.0	<2.0	<2.0	<2.0	2.9	<2.0	<2.0	<2.0	<2.0	
sec-butylbenzene	<5.0	<5.0	<5.0	<2.0	<2.0	<2.0	<2.0	<2.0	<2.0	<2.0	<2.0	<2.0	
tert-butylbenzene	5.4	<5.0	<5.0	<2.0	<2.0	<2.0	<2.0	<2.0	<2.0	<2.0	<2.0	<2.0	
trichloroethene	<5.0	<5.0	<5.0	<2.0	<2.0	<2.0	<2.0	<2.0	<2.0	<2.0	<2.0	<2.0	360

Notes:

1. Concentrations reported in micrograms per liter.
2. "<" = not detected at concentrations above the indicated amount.
3. Risk-based screening levels (RBSLs) for groundwater that is not a current or potential drinking water source.
4. Bold results exceed RBSLs.

**Table 8**  
**Historical Groundwater Analytical Results**  
**Heavy Metals**  
Former Thomas A. Short Company  
Oakland, California

Sample Designation Sampling Date	MW-4												Environmental Screening Levels
	5/26/00	11/27/00	3/29/01	1/15/02	4/19/02	7/11/02	10/17/02	1/27/03	4/14/03	6/16/03	10/15/03	4/5/04	
Antimony	-	<0.0050	<0.0050	<0.060	<0.060	<0.060	<0.060	<0.060	<0.060	<0.0050	<0.0050	<0.0050	0.030
Arsenic	-	0.01	0.009	<0.080	<0.080	<0.080	<0.080	<0.080	<0.080	<0.0050	<0.0050	<0.0050	0.036
Barium	-	0.47	0.33	0.34	0.30	0.31	<0.020	0.24	0.35	0.24	0.50	0.17	1.0
Beryllium	-	<0.0010	<0.0010	<0.0030	<0.0030	<0.0030	<0.0030	<0.0030	<0.0030	<0.0010	<0.0010	<0.0010	0.0027
Cadmium	-	<0.0030	<0.0030	<0.0050	<0.0050	<0.0050	<0.0050	<0.0050	<0.0050	<0.0030	<0.0030	<0.0030	0.0022
Chromium	-	0.0032	<0.003	<0.010	<0.010	<0.010	<0.010	<0.010	<0.010	<0.0030	<0.0030	<0.0030	0.180
Cobalt	-	<0.003	<0.003	<0.050	<0.050	<0.050	<0.050	<0.050	<0.050	<0.0030	<0.0030	<0.0030	0.0030
Copper	-	0.01	0.010	<0.020	<0.020	<0.020	<0.020	<0.020	<0.020	<0.0030	<0.0030	<0.0030	0.0031
Lead	<b>0.20</b>	<b>0.0077</b>	<0.0050	<0.010	<0.010	<0.010	<0.010	<0.010	<0.010	<0.0050	<0.0050	<0.0050	0.0025
Mercury	-	<0.004	<0.004	<0.00020	<0.00020	<0.00020	<b>0.00063</b>	<0.00020	<0.00020	<0.00020	<0.00020	<0.00020	0.000012
Molybdenum	-	0.0064	0.0060	<0.050	<0.050	<0.050	<0.050	<0.050	<0.050	<0.0050	<0.0050	<0.0050	0.240
Nickel	-	<b>0.030</b>	0.0056	<0.040	<0.040	<0.040	<0.040	<0.040	<0.040	<0.0030	<0.0030	<0.0030	0.0082
Selenium	-	<0.0050	<b>0.0058</b>	<0.10	<0.10	<0.10	<0.10	<0.10	<0.10	<0.0050	<0.0050	<0.0050	0.0050
Silver	-	<b>0.020</b>	<b>0.010</b>	<0.010	<0.010	<0.010	<0.010	<0.010	<0.010	<0.0016	<0.0016	<0.0016	0.00019
Thallium	-	<0.0050	<0.0050	<0.10	<0.10	<0.10	<0.10	<0.10	<0.10	<0.0050	<0.0050	<0.0050	0.020
Vanadium	-	0.0034	0.003	<0.050	<0.050	<0.050	<0.050	<0.050	<0.050	<0.0030	<0.0030	<0.0030	0.019
Zinc	-	0.070	0.020	<0.015	0.015	0.02	<0.0150	<0.0150	0.040	0.054	<0.010	0.070	0.081

Notes:

1. Metals analyses conducted in general accordance with U.S. Environmental Protection Agency (EPA) Methods 6010 and 7470.
2. Concentrations reported in milligrams per liter.
3. "<" = not detected at concentrations above the indicated amount.
4. Risk-based screening levels (RBSLs) for groundwater that is not a current or potential drinking water source.
5. Bold results exceed RBSLs.



**Table 8**  
**Historical Groundwater Analytical Results**  
**Heavy Metals**  
Former Thomas A. Short Company  
Oakland, California

Sample Designation Sampling Date	MW-5												Environmental Screening Levels
	5/26/00	11/27/00	3/29/01	1/15/02	4/19/02	7/11/02	10/17/02	1/27/03	4/14/03	6/16/03	10/15/03	4/5/04	
Antimony	-	<0.0050	<0.0050	<0.060	<0.060	<0.060	<0.060	<0.060	<0.060	<0.0050	<0.0050	<0.0050	0.030
Arsenic	-	0.030	0.010	<0.080	<0.080	<0.080	<0.080	<0.080	<0.080	<0.0050	<0.0050	<0.0050	0.036
Barium	--	1.2	0.20	0.19	0.32	0.42	<0.020	0.28	0.51	0.41	0.24	0.35	1.0
Beryllium	--	<0.0010	<0.0010	<0.0030	<0.0030	<0.0030	<0.0030	<0.0030	<0.0030	<0.0010	<0.0010	<0.0010	0.0027
Cadmium	-	<0.0030	<0.0030	<0.0050	<0.0050	<0.0050	<0.0050	<0.0050	<0.0050	<0.0030	<0.0030	<0.0030	0.0022
Chromium	-	0.05	<0.003	<0.010	<b>0.22</b>	<0.010	<0.010	<0.010	<0.010	<0.0030	<0.0030	<0.0030	0.180
Cobalt	-	0.01	<0.003	<0.050	<0.050	<0.050	<0.050	<0.050	<0.050	<0.0030	<0.0030	<0.0030	0.0030
Copper	--	0.05	<b>0.010</b>	<0.020	<0.020	<0.020	<0.020	<0.020	<0.020	<0.0030	<0.0030	<0.0030	0.0031
Lead	<b>0.33</b>	<b>0.020</b>	<0.0050	<0.010	<0.010	<0.010	<0.010	<0.010	<0.010	<0.0050	<0.0050	<0.0050	0.0025
Mercury	-	<0.004	<0.004	<0.00020	<0.00020	<0.00020	<b>0.00055</b>	<0.00020	<0.00020	<0.00020	<b>0.0040</b>	<0.00020	0.000012
Molybdenum	-	0.010	<0.005	<0.050	<0.050	<0.050	<0.050	<0.050	<0.050	<0.0050	<0.0050	<0.0050	0.240
Nickel	--	0.010	0.0062	<0.040	<0.040	<0.040	<0.040	<0.040	<0.040	<0.0030	<0.0030	<0.0030	0.0082
Selenium	-	<0.0050	<0.0050	<0.10	<0.10	<0.10	<0.10	<0.10	<0.10	<0.0050	<0.0050	<0.0050	0.0050
Silver	-	<b>0.010</b>	<b>0.0013</b>	<0.010	<0.010	<0.010	<0.010	<0.010	<0.010	<0.0016	<0.0016	<0.0016	0.00019
Thallium	-	<0.0050	<0.0050	<0.10	<0.10	<0.10	<0.10	<0.10	<0.10	<0.0050	<0.0050	<0.0050	0.020
Vanadium	--	<b>0.050</b>	<0.003	<0.050	<0.050	<0.050	<0.050	<0.050	<0.050	<0.0030	<0.0030	<0.0030	0.019
Zinc	-	0.010	0.030	0.020	0.16	0.041	<0.0150	<0.0150	<0.0150	0.058	<0.010	0.052	0.081

Notes:

1. Metals analyses conducted in general accordance with U.S. Environmental Protection Agency (EPA) Methods 6010 and 7470.
2. Concentrations reported in milligrams per liter.
3. "<" = not detected at concentrations above the indicated amount.
4. Risk-based screening levels (RBSLs) for groundwater that is not a current or potential drinking water source.
5. Bold results exceed RBSLs.

**Table 8**  
**Historical Groundwater Analytical Results**  
**Heavy Metals**  
Former Thomas A. Short Company  
Oakland, California

Sample Designation Sampling Date	MW-6												Environmental Screening Levels
	5/26/00	11/27/00	3/29/01	1/15/02	4/19/02	7/11/02	10/17/02	1/27/03	4/14/03	6/16/03	10/15/03	4/5/04	
Antimony	--	<0.0050	<0.0050	<0.060	<0.060	<0.060	<0.060	<0.060	<0.060	<0.0050	<0.0050	<0.0050	0.030
Arsenic	--	0.0091	0.0091	<0.080	<0.080	<0.080	<0.080	<0.080	<0.080	<0.0050	<0.0050	<0.0050	0.036
Barium	--	0.20	0.11	0.092	0.12	0.21	<0.020	0.16	0.21	0.18	0.33	0.13	1.0
Beryllium	--	<0.0010	<0.0010	<0.0030	<0.0030	<0.0030	<0.0030	<0.0030	<0.0030	<0.0010	<0.0010	<0.0010	0.0027
Cadmium	--	<0.0030	<0.0030	<0.0050	<0.0050	<0.0050	<0.0050	<0.0050	<0.0050	<0.0030	<0.0030	<0.0030	0.0022
Chromium	--	<0.003	<0.003	<0.010	<0.010	<0.010	<0.010	<0.010	<0.010	<0.0030	<0.0030	<0.0030	0.180
Cobalt	--	<b>0.0049</b>	<b>0.0040</b>	<0.050	<0.050	<0.050	<0.050	<0.050	<0.050	<0.0030	<0.0030	<0.0030	0.0030
Copper	--	<b>0.010</b>	<b>0.020</b>	<0.020	<b>0.23</b>	<0.020	<0.020	<0.020	<0.020	<0.0030	<0.0030	<0.0030	0.0031
Lead	<b>0.40</b>	<0.0050	<0.0050	<0.010	<0.010	<0.010	<0.010	<0.010	<0.010	<0.0050	<0.0050	<0.0050	0.0025
Mercury	--	<0.004	<0.004	<0.00020	<0.00020	<0.00020	<b>0.00041</b>	<b>0.00023</b>	<0.00020	<0.00020	<0.00020	<0.00020	0.000012
Molybdenum	--	0.010	0.0054	<0.050	<0.050	<0.050	<0.050	<0.050	<0.050	<0.0050	<0.0050	<0.0050	0.240
Nickel	--	<b>0.040</b>	<b>0.010</b>	<0.040	<b>0.10</b>	<0.040	<0.040	<0.040	<0.040	<0.0030	<0.0030	<0.0030	0.0082
Selenium	--	<0.0050	<0.0050	<0.10	<0.10	<0.10	<0.10	<0.10	<0.10	<0.0050	<0.0050	<0.0050	0.0050
Silver	--	<b>0.010</b>	<b>0.001</b>	<0.010	<0.010	<0.010	<0.010	<0.010	<0.010	<0.0016	<0.0016	<0.0016	0.00019
Thallium	--	<0.0050	<0.0050	<0.10	<0.10	<0.10	<0.10	<0.10	<0.10	<0.0050	<0.0050	<0.0050	0.020
Vanadium	--	0.0036	0.003	<0.050	<0.050	<0.050	<0.050	<0.050	<0.050	<0.0030	<0.0030	<0.0030	0.019
Zinc	--	0.050	0.37	0.031	0.02	0.043	<0.0150	0.027	<0.0150	0.044	<0.010	0.046	0.081

Notes:

1. Metals analyses conducted in general accordance with U.S. Environmental Protection Agency (EPA) Methods 6010 and 7471.
2. Concentrations reported in milligrams per liter.
3. "<" = not detected at concentrations above the indicated amount.
4. Risk-based screening levels (RBSLs) for groundwater that is not a current or potential drinking water source.
5. Bold results exceed RBSLs.


PROJECT NUMBER 830714

CHECKED BY

APPROVED BY

CBD 3/17/03

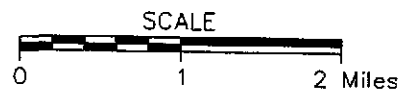
DRAWN BY



©2000 Microsoft Corp. and/or its suppliers. All rights reserved.

FIGURE 1

SITE LOCATION MAP



Caltrans - Former Thomas A. Short Co. Property  
Oakland, California

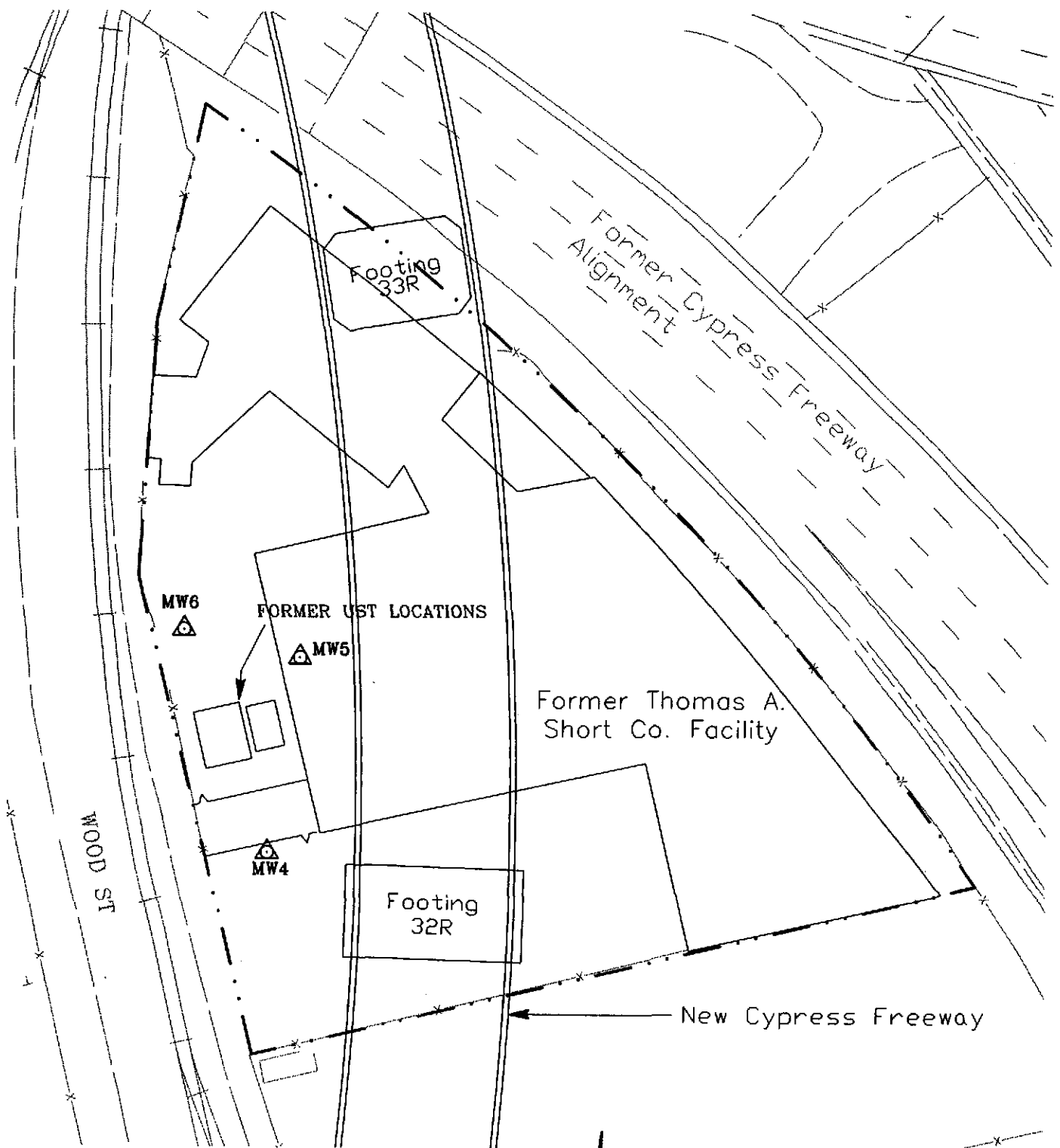
PROJECT NUMBER 830714

CHECKED BY

APPROVED BY

DPB 3/26/02

DRAWN BY



**LEGEND**

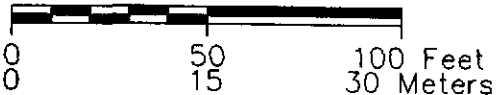


WELL LOCATION AND DESIGNATION

**Notes:**

- 1. Base map compiled from maps provided by Caltrans.
- 2. All locations and dimensions are approximate.

**SCALE**



**FIGURE 2**

**MONITORING WELL LOCATIONS**

Caltrans - Former Thomas A. Short Co. Property  
Oakland, California



PROJECT NUMBER 830714

CHECKED BY

APPROVED BY

KAB 5/11/04

DRAWN BY

WOOD ST

# FORMER UST LOCATIONS

MW6

1.59

MW5  
-1.11

-1.5

-1.4

-1.3

-1.2

MW4  
-1.15

Footing 32R

### LEGEND

 WELL LOCATION, DESIGNATION, AND GROUNDWATER ELEVATION IN FEET

 APPROXIMATE DIRECTION OF GROUNDWATER FLOW AND GRADIENT

#### Notes:

1. Base map compiled from maps provided by Caltrans.
2. All locations and dimensions are approximate.
3. Groundwater elevations reported in feet above mean sea level.

#### SCALE




FIGURE 3

PIEZOMETRIC ELEVATION CONTOUR MAP

Caltrans - Former Thomas  
A. Short Co. Property  
Oakland, California

PROJECT NUMBER 830714

CHECKED BY

APPROVED BY

DRAWN BY

KAB

5/11/04

WOOD ST

TPHg - 0.019  
TPHd - <0.05  
benzene - <0.002  
toluene - <0.002  
ethylbenzene - <0.002  
xylenes - <0.004

MW6



FORMER UST LOCATIONS

MW5



TPHg - 3.6  
TPHd - 4  
benzene - 0.067  
toluene - <0.02  
ethylbenzene - <0.02  
xylenes - <0.04

MW4

TPHg - 2.21  
TPHd - 1.4  
benzene - 0.0095  
toluene - 0.0035  
ethylbenzene - <0.002  
xylenes - 0.01

Footing 32R

LEGEND



WELL LOCATION AND DESIGNATION

Notes:

1. Base map compiled from maps provided by Caltrans.
2. All locations and dimensions are approximate.
3. Concentrations reported in milligrams per liter.

SCALE

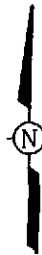
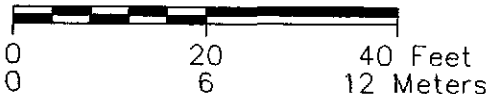


FIGURE 4

PETROLEUM HYDROCARBON CONCENTRATIONS

Caltrans - Former Thomas A. Short Co. Property Oakland, California

## **Appendix A**

### **Groundwater Monitoring Procedures**

The procedures that were used for collecting the groundwater samples are presented below.

- General safety procedures were reviewed with the field investigation staff prior to commencement of field activities.

#### **Groundwater Sampling Procedures**

- Field activities and equipment utilization were recorded on field report forms.
- Water levels within each well casing were measured to the nearest 0.01-foot and the presence of free-phase petroleum product evaluated. The water level meter was rinsed with deionized water between wells.
- Purging was conducted using dedicated, disposable, polyethylene bailers. A minimum of three well casing volumes of water was removed from each well during purging. Wells that purge dry were purged dry twice, if at least three casing volumes of water could not be removed. Well purging activities were recorded on groundwater sample collection forms.
- The temperature, conductivity, and pH of the groundwater removed during purging of the wells was monitored.
- Water removed from the wells was contained in 208-liter (55-gallon) drums. Labels were placed on the drums with the contents, date, well number, and job number recorded on the label. The drums were stored at the site pending disposal/recycling.
- All wells were purged before any of the samples were collected. Groundwater sample collection followed in the order that the wells were purged.
- Groundwater samples were collected following recovery of water levels within the wells to at least 90 percent of the pre-purge levels. A water level measurement was made prior to sample collection to confirm the recovery of water levels within the wells.
- A dedicated, disposable, polyethylene bottom valve bailer was used for collection of each groundwater sample. Polyethylene bailers were discarded after each sample was collected. New nylon rope was used to lower the bailers into the wells. The nylon rope was discarded after each well.
- Groundwater samples were placed into laboratory-supplied containers containing preservatives, except samples retained for heavy metal analyses.

- Groundwater was discharged from the bailer via a bottom-emptying device. Discharge to the containers was conducted in a manner to minimize bubbling and agitation of the liquid. The volatile organic analysis vials were filled to the top forming a meniscus to minimize the headspace.
- Groundwater samples were collected in the following order for the indicated analyses: volatile organic compounds, total petroleum hydrocarbons as gasoline, total petroleum hydrocarbons as diesel, and heavy metals. Groundwater grab samples collected for heavy metals analyses were not filtered in the field, but were filtered at the laboratory prior to analysis.

### ***Sample Retention and Analysis Procedures***

- Chain-of-custody procedures, including the use of chain-of-custody forms, were used to document sample handling and transport from collection to delivery to the laboratory for analysis.
- The samples were placed on ice in insulated chests overnight in the custody of a Shaw Environmental, Inc. (Shaw) employee. The samples were picked up within approximately 24 hours of collection of the last sample by a courier supplied by the laboratory, or were delivered to the laboratory by Shaw personnel within approximately 24 hours of collection of the last sample. The samples were transported to the laboratory in a motor vehicle.
- Groundwater samples were labeled with the well number followed by the date.
- Laboratory quality assurance/quality control procedures are summarized below:
  - Method Blank Frequency = one per 20 samples
  - Matrix Spike/Matrix Spike Duplicate = one per 20 samples
  - Laboratory Control Sample/Laboratory Control Sample Duplicate = one per 20 samples.



**FIELD REPORT  
WATER LEVEL / FLOATING PRODUCT  
SURVEY**

SHAW Environmental & Infrastructure, Inc.  
1326 North Market Boulevard  
Sacramento, California 95834

PROJECT NO : 830714 / 01010000

LOCATION : 3430 Wood Street, Oakland

DATE: 4-5-04

CLIENT : Caltrans

SAMPLER : Paul Weinhardt

Former Thomas Short Co. Property

WELL ID	PREVIOUS DEPTH TO WATER 10/15/2003	TOTAL DEPTH (Feet)	DEPTH TO WATER (Feet)	DEPTH TO FLOATING PRODUCT (Feet)	FLOATING PRODUCT THICKNESS (Feet)	COMMENTS
MW-4	12.09	15.00	9.48	—	—	
MW-5	15.64	19.20	13.46	—	—	
MW-6	15.67	18.70	13.60	—	—	

Comments :

  
Signature

# WATER SAMPLE FIELD DATA SHEET

PROJECT NO : 830714 / 01010000

SAMPLE ID : MW 4

PURGED BY : Paul Weinhardt

CLIENT NAME : Caltrans - Former Thomas Short Co.

SAMPLED BY : Paul Weinhardt

LOCATION : 3430 Wood Street, Oakland, CA

TYPE: Groundwater  Surface Water \_\_\_\_\_ Leachate \_\_\_\_\_ Other \_\_\_\_\_

CASING DIAMETER (inches): 2  3 \_\_\_\_\_ 4 \_\_\_\_\_ 4.5 \_\_\_\_\_ 6 \_\_\_\_\_ Other \_\_\_\_\_  
(.163) (.367) (.652) (.826) (1.47) (1"-.041 / 8"-2.61)

CASING ELEVATION (feet/MSL) : \_\_\_\_\_ VOLUME IN CASING (gal.) : .89

DEPTH OF WELL (feet) : 15.00 CALCULATED PURGE (gal.) : 2.69

DEPTH TO WATER (feet) : 9.48 ACTUAL PURGE VOL. (gal.) : 3.00

DATE PURGED : 4-5-04 END PURGE : 937

DATE SAMPLED : 4-5-04 SAMPLING TIME : 1004

DTW AT SAMPLE TIME : 10.54

TIME (2400 HR)	VOLUME (gal.)	pH (units)	E.C. (µmhos/cm@25°C)	TEMPERATURE (°C)	COLOR (visual)	TURBIDITY (visual)
<u>931</u>	<u>1.0</u>	<u>7.8</u>	<u>3762</u>	<u>15.40</u>	<u>Cloudy</u>	<u>MOD</u>
<u>934</u>	<u>2.0</u>	<u>7.8</u>	<u>3892</u>	<u>15.40</u>	<u>Cloudy</u>	<u>MOD</u>
<u>937</u>	<u>3.0</u>	<u>7.6</u>	<u>4104</u>	<u>15.70</u>	<u>Cloudy</u>	<u>MOD</u>

OTHER: \_\_\_\_\_ ODOR: \_\_\_\_\_  
(COBALT 0-100) (NTU 0-200)

FIELD QC SAMPLES COLLECTED AT THIS WELL ( i.e. FB-1, XDUP-1): \_\_\_\_\_

PURGING EQUIPMENT

SAMPLING EQUIPMENT

- |  |   |  |   |
|--|---|--|---|
| <input type="checkbox"/> 2" Bladder Pump         | <input type="checkbox"/> Bailer (Teflon)          | <input type="checkbox"/> 2" Bladder Pump         | <input type="checkbox"/> Bailer (Teflon)          |
| <input type="checkbox"/> Centrifugal Pump        | <input type="checkbox"/> Bailer (PVC)             | <input type="checkbox"/> Bomb Sampler            | <input type="checkbox"/> Bailer (Stainless Steel) |
| <input type="checkbox"/> Submersible Pump        | <input type="checkbox"/> Bailer (Stainless Steel) | <input type="checkbox"/> Dipper                  | <input type="checkbox"/> Submersible Pump         |
| <input checked="" type="checkbox"/> Dispo Bailer | <input type="checkbox"/> Dedicated                | <input checked="" type="checkbox"/> Dispo Bailer | <input type="checkbox"/> Dedicated                |

Other: \_\_\_\_\_

WELL INTEGRITY: NOT GOOD LOCK: NO

REMARKS: \_\_\_\_\_

pH, E.C., Temp. Meter Calibration: Date: \_\_\_\_\_ Time: \_\_\_\_\_ Meter Serial No.: \_\_\_\_\_

E.C. 1000 / \_\_\_\_\_ pH 7 / \_\_\_\_\_ pH 10 / \_\_\_\_\_ pH 4 / \_\_\_\_\_

Temperature °C \_\_\_\_\_

SIGNATURE: Paul Weinhardt REVIEWED BY: [Signature] PAGE 1 OF 3

# WATER SAMPLE FIELD DATA SHEET

PROJECT NO : 830714 / 01010000  
 PURGED BY : Paul Weinhardt  
 SAMPLED BY : Paul Weinhardt

SAMPLE ID : MW5  
 CLIENT NAME : Caltrans - Former Thomas Short Co.  
 LOCATION : 3430 Wood Street, Oakland, CA

TYPE: Groundwater X Surface Water \_\_\_\_\_ Leachate \_\_\_\_\_ Other \_\_\_\_\_  
 CASING DIAMETER (inches): 2 X 3 \_\_\_\_\_ 4 \_\_\_\_\_ 4.5 \_\_\_\_\_ 6 \_\_\_\_\_ Other \_\_\_\_\_  
(.163) (.367) (.652) (.826) (1.47) (1"-0.41 / 8"-2.61)

CASING ELEVATION (feet/MSL) : \_\_\_\_\_ VOLUME IN CASING (gal.) : .93  
 DEPTH OF WELL (feet) : 19.20 CALCULATED PURGE (gal.) : 2.80  
 DEPTH TO WATER (feet) : 13.96 ACTUAL PURGE VOL. (gal.) : 3.0

DATE PURGED : 4.5.04 END PURGE : 922  
 DATE SAMPLED : 4.5.04 SAMPLING TIME : 952  
 DTW AT SAMPLE TIME : 1403

TIME (2400 HR)	VOLUME (gal.)	pH (units)	E.C. (µmhos/cm@25°C)	TEMPERATURE (°C)	COLOR (visual)	TURBIDITY (visual)
<u>916</u>	<u>1.0</u>	<u>725</u>	<u>3203</u>	<u>15.5°</u>	<u>Cloudy</u>	<u>MOD</u>
<u>919</u>	<u>2.0</u>	<u>723</u>	<u>3144</u>	<u>15.7°</u>	<u>Cloudy</u>	<u>MOD</u>
<u>922</u>	<u>3.0</u>	<u>724</u>	<u>3165</u>	<u>15.6°</u>	<u>Cloudy</u>	<u>MOD</u>

OTHER: \_\_\_\_\_ ODOR: \_\_\_\_\_  
(COBALT 0-100) (NTU 0-200)

FIELD QC SAMPLES COLLECTED AT THIS WELL (i.e. FB-1, XDUP-1): \_\_\_\_\_

PURGING EQUIPMENT		SAMPLING EQUIPMENT	
<input type="checkbox"/> 2" Bladder Pump	<input type="checkbox"/> Bailer (Teflon)	<input type="checkbox"/> 2" Bladder Pump	<input type="checkbox"/> Bailer (Teflon)
<input type="checkbox"/> Centrifugal Pump	<input type="checkbox"/> Bailer (PVC)	<input type="checkbox"/> Bomb Sampler	<input type="checkbox"/> Bailer (Stainless Steel)
<input type="checkbox"/> Submersible Pump	<input type="checkbox"/> Bailer (Stainless Steel)	<input type="checkbox"/> Dipper	<input type="checkbox"/> Submersible Pump
<input checked="" type="checkbox"/> Dispo Bailer	<input type="checkbox"/> Dedicated	<input checked="" type="checkbox"/> Dispo Bailer	<input type="checkbox"/> Dedicated
Other: _____		Other: _____	

WELL INTEGRITY: Good LOCK: NO

REMARKS: \_\_\_\_\_  
 \_\_\_\_\_  
 \_\_\_\_\_

pH, E.C., Temp. Meter Calibration: Date: \_\_\_\_\_ Time: \_\_\_\_\_ Meter Serial No.: \_\_\_\_\_  
 E.C. 1000 \_\_\_\_\_ / \_\_\_\_\_ pH 7 \_\_\_\_\_ / \_\_\_\_\_ pH 10 \_\_\_\_\_ / \_\_\_\_\_ pH 4 \_\_\_\_\_ / \_\_\_\_\_  
 Temperature °C \_\_\_\_\_

SIGNATURE: Paul Weinhardt REVIEWED BY: [Signature] PAGE 2 OF 3

# WATER SAMPLE FIELD DATA SHEET

PROJECT NO : 830714 / 01010000  
 PURGED BY : Paul Weinhardt  
 SAMPLED BY : Paul Weinhardt

SAMPLE ID : Mw6  
 CLIENT NAME : Caltrans - Former Thomas Short Co.  
 LOCATION : 3430 Wood Street, Oakland, CA

TYPE: Groundwater  Surface Water \_\_\_\_\_ Leachate \_\_\_\_\_ Other \_\_\_\_\_  
 CASING DIAMETER (inches): 2  3 \_\_\_\_\_ 4 \_\_\_\_\_ 4.5 \_\_\_\_\_ 6 \_\_\_\_\_ Other \_\_\_\_\_  
(.163) (.367) (.652) (.826) (1.47) (1"- .041 / 8"-2.61)

CASING ELEVATION (feet/MSL) : \_\_\_\_\_ VOLUME IN CASING (gal.) : .83  
 DEPTH OF WELL (feet) : 18.70 CALCULATED PURGE (gal.) : 2.99  
 DEPTH TO WATER (feet) : 13.60 ACTUAL PURGE VOL. (gal.) : 3.00

DATE PURGED : 4.5.04 END PURGE : 908  
 DATE SAMPLED : 4.5.04 SAMPLING TIME : 949  
 DTW AT SAMPLE TIME: 14.06

TIME (2400 HR)	VOLUME (gal.)	pH (units)	E.C. (µmhos/cm@25°C)	TEMPERATURE (°C)	COLOR (visual)	TURBIDITY (visual)
<u>908</u>	<u>1.0</u>	<u>751</u>	<u>3525</u>	<u>15.2°</u>	<u>cloudy</u>	<u>MOD</u>
<u>905</u>	<u>2.0</u>	<u>738</u>	<u>3704</u>	<u>15.7°</u>	<u>cloudy</u>	<u>MOD</u>
<u>908</u>	<u>3.0</u>	<u>733</u>	<u>4024</u>	<u>15.9°</u>	<u>cloudy</u>	<u>MOD</u>

OTHER: \_\_\_\_\_ ODOR: \_\_\_\_\_  
(COBALT 0-100) (NTU 0-200)

FIELD QC SAMPLES COLLECTED AT THIS WELL ( i.e. FB-1, XDUP-1) : \_\_\_\_\_

**PURGING EQUIPMENT**

**SAMPLING EQUIPMENT**

<input type="checkbox"/> 2" Bladder Pump	<input type="checkbox"/> Bailer (Teflon)	<input type="checkbox"/> 2" Bladder Pump	<input type="checkbox"/> Bailer (Teflon)
<input type="checkbox"/> Centrifugal Pump	<input type="checkbox"/> Bailer (PVC)	<input type="checkbox"/> Bomb Sampler	<input type="checkbox"/> Bailer (Stainless Steel)
<input type="checkbox"/> Submersible Pump	<input type="checkbox"/> Bailer (Stainless Steel)	<input type="checkbox"/> Dipper	<input type="checkbox"/> Submersible Pump
<input checked="" type="checkbox"/> Dispo Bailer	<input type="checkbox"/> Dedicated	<input checked="" type="checkbox"/> Dispo Bailer	<input type="checkbox"/> Dedicated
Other: _____		Other: _____	

WELL INTEGRITY: GOOD LOCK: NO

REMARKS: \_\_\_\_\_  
 \_\_\_\_\_  
 \_\_\_\_\_

pH, E.C., Temp. Meter Calibration: Date: \_\_\_\_\_ Time: \_\_\_\_\_ Meter Serial No.: \_\_\_\_\_  
 E.C. 1000 \_\_\_\_\_ / \_\_\_\_\_ pH 7 \_\_\_\_\_ / \_\_\_\_\_ pH 10 \_\_\_\_\_ / \_\_\_\_\_ pH 4 \_\_\_\_\_ / \_\_\_\_\_  
 Temperature °C \_\_\_\_\_  
 SIGNATURE: Paul Weinhardt REVIEWED BY: [Signature] PAGE 3 OF 3

Martha Adams  
Shaw Environmental & Infrastructure  
1326 N. Market Blvd.  
Sacramento, CA 95834

---

Client	Shaw Environmental & Infrastructure	
Workorder	16210	Caltrans, Former Thomas Short
Received	04/05/04	

---

The samples were received in EPA specified containers. The samples were transported and received under documented chain of custody and stored at four (4) degrees C until analysis was performed.

Sparger Technology, Inc. ID Suffix Keys - These descriptors will follow the Sparger Technology, Inc. ID numbers and help identify the specific sample and clarify the report.

- DUP - Matrix Duplicate
- MS - Matrix Spike
- MSD - Matrix Spike Duplicate
- LCS - Lab Control Sample
- LCSD - Lab Control Sample Duplicate
- RPD - Relative Percent Difference
- QC - Additional Quality Control
- DIL - Results from a diluted sample
- ND - None Detected
- RL - Reporting Limit

Note: In an effort to conserve paper, the results are printed on both sides of the paper.

  
\_\_\_\_\_  
Ray James  
Laboratory Director

Test Certificate of Analysis

<b>Client ID</b>	Shaw Environmental & Infrastructure	<b>Workorder ID</b>	Caltrans, Former Thomas Short
<b>Workorder #</b>	16210	<b>Sampled</b>	04/05/04
<b>Laboratory ID</b>	16210001	<b>Received</b>	04/05/04
<b>Sample ID</b>	MW-4	<b>Reported</b>	04/22/04
<b>Matrix</b>	Water		

**EPA Method 7470A Mercury - EPA 7470A**

Parameter	Prep Date	Analyzed	Result	RL	Units	Dilution
Mercury	04/09/04	04/12/04	ND	0.00020	mg/L	1:1

Test Certificate of Analysis

Client ID	Shaw Environmental & Infrastructure	Workorder ID	Caltrans, Former Thomas Short
Workorder #	16210	Sampled	04/05/04
Laboratory ID	16210001	Received	04/05/04
Sample ID	MW-4	Reported	04/22/04
Matrix	Water		

8260B GC/MS Volatiles - 8260B

Parameter	Prep Date	Analyzed	Result	RL Units	Dilution
Dichlorodifluoromethane	04/06/04	04/06/04	ND	2.0 ug/L	1:1
Chloromethane	04/06/04	04/06/04	ND	2.0 ug/L	1:1
Vinyl chloride	04/06/04	04/06/04	ND	2.0 ug/L	1:1
Bromomethane	04/06/04	04/06/04	ND	2.0 ug/L	1:1
Chloroethane	04/06/04	04/06/04	ND	2.0 ug/L	1:1
Trichlorofluoromethane	04/06/04	04/06/04	ND	2.0 ug/L	1:1
Acrolein	04/06/04	04/06/04	ND	2.0 ug/L	1:1
1,1-Dichloroethene	04/06/04	04/06/04	ND	2.0 ug/L	1:1
Acetone	04/06/04	04/06/04	ND	2.0 ug/L	1:1
Methyl iodide	04/06/04	04/06/04	ND	2.0 ug/L	1:1
Carbon disulfide	04/06/04	04/06/04	ND	2.0 ug/L	1:1
Dichloromethane	04/06/04	04/06/04	ND	2.0 ug/L	1:1
Acrylonitrile	04/06/04	04/06/04	ND	2.0 ug/L	1:1
trans-1,2-Dichloroethene	04/06/04	04/06/04	ND	2.0 ug/L	1:1
1,1-Dichloroethane	04/06/04	04/06/04	ND	2.0 ug/L	1:1
Vinyl acetate	04/06/04	04/06/04	ND	2.0 ug/L	1:1
cis-1,2-Dichloroethene	04/06/04	04/06/04	ND	2.0 ug/L	1:1
2-Butanone (MEK)	04/06/04	04/06/04	ND	2.0 ug/L	1:1
Bromochloromethane	04/06/04	04/06/04	ND	2.0 ug/L	1:1
Chloroform	04/06/04	04/06/04	ND	2.0 ug/L	1:1
2,2-dichloropropane	04/06/04	04/06/04	ND	2.0 ug/L	1:1
1,1,1-Trichloroethane	04/06/04	04/06/04	ND	2.0 ug/L	1:1
1,1-dichloropropane	04/06/04	04/06/04	ND	2.0 ug/L	1:1
Carbon tetrachloride	04/06/04	04/06/04	ND	2.0 ug/L	1:1
<b>Benzene</b>	<b>04/06/04</b>	<b>04/06/04</b>	<b>9.5</b>	<b>2.0 ug/L</b>	<b>1:1</b>
1,2-Dichloroethane	04/06/04	04/06/04	ND	2.0 ug/L	1:1
Dibromomethane	04/06/04	04/06/04	ND	2.0 ug/L	1:1
Bromodichloromethane	04/06/04	04/06/04	ND	2.0 ug/L	1:1
1,2-Dichloropropane	04/06/04	04/06/04	ND	2.0 ug/L	1:1
Trichloroethene	04/06/04	04/06/04	ND	2.0 ug/L	1:1
2-Chloroethylvinyl ether	04/06/04	04/06/04	ND	2.0 ug/L	1:1
cis-1,3-Dichloropropene	04/06/04	04/06/04	ND	2.0 ug/L	1:1



Environmental Laboratories

Analytical Laboratory Division  
 Mobile Laboratory Division  
 Scientific Division

Test Certificate of Analysis

Client ID Shaw Environmental & Infrastructure  
 Workorder # 16210  
 Laboratory ID 16210001  
 Sample ID MW-4  
 Matrix Water

Workorder ID Caltrans, Former Thomas Short  
 Sampled 04/05/04  
 Received 04/05/04  
 Reported 04/22/04

8260B GC/MS Volatiles - 8260B (continued)

Parameter	Prep Date	Analyzed	Result	RL	Units	Dilution
4-Methyl-2-pentanone	04/06/04	04/06/04	ND	2.0	ug/L	1:1
trans-1,3Dichloropropene	04/06/04	04/06/04	ND	2.0	ug/L	1:1
1,1,2-Trichloroethane	04/06/04	04/06/04	ND	2.0	ug/L	1:1
<b>Toluene</b>	<b>04/06/04</b>	<b>04/06/04</b>	<b>3.5</b>	<b>2.0</b>	<b>ug/L</b>	<b>1:1</b>
1,2-Dibromoethane (EDB)	04/06/04	04/06/04	ND	2.0	ug/L	1:1
1,3-Dichloropropane	04/06/04	04/06/04	ND	2.0	ug/L	1:1
2-Hexanone	04/06/04	04/06/04	ND	2.0	ug/L	1:1
Dibromochloromethane	04/06/04	04/06/04	ND	2.0	ug/L	1:1
Tetrachloroethene	04/06/04	04/06/04	ND	2.0	ug/L	1:1
1,1,1,2Tetrachloroethane	04/06/04	04/06/04	ND	2.0	ug/L	1:1
Chlorobenzene	04/06/04	04/06/04	ND	2.0	ug/L	1:1
Ethylbenzene	04/06/04	04/06/04	ND	2.0	ug/L	1:1
<b>M+P-Xylene</b>	<b>04/06/04</b>	<b>04/06/04</b>	<b>10</b>	<b>2.0</b>	<b>ug/L</b>	<b>1:1</b>
Bromoform	04/06/04	04/06/04	ND	2.0	ug/L	1:1
Styrene	04/06/04	04/06/04	ND	2.0	ug/L	1:1
o-Xylene	04/06/04	04/06/04	ND	2.0	ug/L	1:1
1,1,2,2Tetrachloroethane	04/06/04	04/06/04	ND	2.0	ug/L	1:1
1,2,3-Trichloropropane	04/06/04	04/06/04	ND	2.0	ug/L	1:1
Isopropylbenzene (Cumene)	04/06/04	04/06/04	ND	2.0	ug/L	1:1
Bromobenzene	04/06/04	04/06/04	ND	2.0	ug/L	1:1
n-Propylbenzene	04/06/04	04/06/04	ND	2.0	ug/L	1:1
2-Chlorotoluene	04/06/04	04/06/04	ND	2.0	ug/L	1:1
4-Chlorotoluene	04/06/04	04/06/04	ND	2.0	ug/L	1:1
1,3,5-Trimethylbenzene	04/06/04	04/06/04	ND	2.0	ug/L	1:1
<b>tert-Butylbenzene</b>	<b>04/06/04</b>	<b>04/06/04</b>	<b>11</b>	<b>2.0</b>	<b>ug/L</b>	<b>1:1</b>
1,2,4-Trimethylbenzene	04/06/04	04/06/04	ND	2.0	ug/L	1:1
sec-Butylbenzene	04/06/04	04/06/04	ND	2.0	ug/L	1:1
1,3-Dichlorobenzene	04/06/04	04/06/04	ND	2.0	ug/L	1:1
1,4-Dichlorobenzene	04/06/04	04/06/04	ND	2.0	ug/L	1:1
4-Isopropyltoluene	04/06/04	04/06/04	ND	2.0	ug/L	1:1
1,2-Dichlorobenzene	04/06/04	04/06/04	ND	2.0	ug/L	1:1
n-Butylbenzene	04/06/04	04/06/04	ND	2.0	ug/L	1:1



Test Certificate of Analysis

<b>Client ID</b>	Shaw Environmental & Infrastructure	<b>Workorder ID</b>	Caltrans, Former Thomas Short
<b>Workorder #</b>	16210	<b>Sampled</b>	04/05/04
<b>Laboratory ID</b>	16210001	<b>Received</b>	04/05/04
<b>Sample ID</b>	MW-4	<b>Reported</b>	04/22/04
<b>Matrix</b>	Water		

8260B GC/MS Volatiles - 8260B (continued)

Parameter	Prep Date	Analyzed	Result	RL Units	Dilution
1,2Dibromo3chloropropane	04/06/04	04/06/04	ND	2.0 ug/L	1:1
1,2,4-Trichlorobenzene	04/06/04	04/06/04	ND	2.0 ug/L	1:1
Naphthalene	04/06/04	04/06/04	ND	2.0 ug/L	1:1
Hexachlorobutadiene	04/06/04	04/06/04	ND	2.0 ug/L	1:1
1,2,3-Trichlorobenzene	04/06/04	04/06/04	ND	2.0 ug/L	1:1

Surrogates	Result	Recovery	Limits
1,2-Dichloroethane-d4	48 ug/L	96 %	(65 - 135)
Toluene d8	48.2 ug/L	96 %	(65 - 118)
4-Bromofluorobenzene	47.2 ug/L	94 %	(65 - 121)



Environmental Laboratories

Analytical Laboratory Division  
 Mobile Laboratory Division  
 Scientific Division

Test Certificate of Analysis

Client ID Shaw Environmental & Infrastructure  
 Workorder # 16210  
 Laboratory ID 16210001  
 Sample ID MW-4  
 Matrix Water

Workorder ID Caltrans, Former Thomas Short  
 Sampled 04/05/04  
 Received 04/05/04  
 Reported 04/22/04

Metals, CAM16 - 6010B

Parameter	Prep Date	Analyzed	Result	RL	Units	Dilution
Antimony	04/09/04	04/12/04	ND	0.0050	mg/L	1:1
Arsenic	04/09/04	04/12/04	ND	0.0050	mg/L	1:1
<b>Barium</b>	<b>04/09/04</b>	<b>04/12/04</b>	<b>0.17</b>	<b>0.0010</b>	<b>mg/L</b>	<b>1:1</b>
Beryllium	04/09/04	04/12/04	ND	0.0010	mg/L	1:1
Cadmium	04/09/04	04/12/04	ND	0.0030	mg/L	1:1
Chromium	04/09/04	04/12/04	ND	0.0030	mg/L	1:1
Cobalt	04/09/04	04/12/04	ND	0.0030	mg/L	1:1
Copper	04/09/04	04/12/04	ND	0.0030	mg/L	1:1
Lead	04/09/04	04/12/04	ND	0.0050	mg/L	1:1
Molybdenum	04/09/04	04/12/04	ND	0.0050	mg/L	1:1
Nickel	04/09/04	04/12/04	ND	0.0030	mg/L	1:1
Selenium	04/09/04	04/12/04	ND	0.0050	mg/L	1:1
Silver	04/09/04	04/12/04	ND	0.0016	mg/L	1:1
Thallium	04/09/04	04/12/04	ND	0.0050	mg/L	1:1
Vanadium	04/09/04	04/12/04	ND	0.0030	mg/L	1:1
Zinc	04/09/04	04/12/04	0.070	0.010	mg/L	1:1

Test Certificate of Analysis

<b>Client ID</b>	Shaw Environmental & Infrastructure	<b>Workorder ID</b>	Caltrans, Former Thomas Short
<b>Workorder #</b>	16210	<b>Sampled</b>	04/05/04
<b>Laboratory ID</b>	16210002	<b>Received</b>	04/05/04
<b>Sample ID</b>	MW-5	<b>Reported</b>	04/22/04
<b>Matrix</b>	Water		

EPA Method 7470A Mercury - EPA 7470A

Parameter	Prep Date	Analyzed	Result	RL	Units	Dilution
Mercury	04/09/04	04/12/04	ND	0.00020	mg/L	1:1

Test Certificate of Analysis

Client ID Shaw Environmental & Infrastructure  
 Workorder # 16210  
 Laboratory ID 16210002  
 Sample ID MW-5  
 Matrix Water

Workorder ID Caltrans, Former Thomas Short  
 Sampled 04/05/04  
 Received 04/05/04  
 Reported 04/22/04

8260B GC/MS Volatiles - 8260B

Parameter	Prep Date	Analyzed	Result	RL	Units	Dilution
Dichlorodifluoromethane	04/06/04	04/06/04	ND	20	ug/L	1:10
Chloromethane	04/06/04	04/06/04	ND	20	ug/L	1:10
Vinyl chloride	04/06/04	04/06/04	ND	20	ug/L	1:10
Bromomethane	04/06/04	04/06/04	ND	20	ug/L	1:10
Chloroethane	04/06/04	04/06/04	ND	20	ug/L	1:10
Trichlorofluoromethane	04/06/04	04/06/04	ND	20	ug/L	1:10
Acrolein	04/06/04	04/06/04	ND	20	ug/L	1:10
1,1-Dichloroethene	04/06/04	04/06/04	ND	20	ug/L	1:10
Acetone	04/06/04	04/06/04	ND	20	ug/L	1:10
Methyl iodide	04/06/04	04/06/04	ND	20	ug/L	1:10
Carbon disulfide	04/06/04	04/06/04	ND	20	ug/L	1:10
Dichloromethane	04/06/04	04/06/04	ND	20	ug/L	1:10
Acrylonitrile	04/06/04	04/06/04	ND	20	ug/L	1:10
trans-1,2-Dichloroethene	04/06/04	04/06/04	ND	20	ug/L	1:10
1,1-Dichloroethane	04/06/04	04/06/04	ND	20	ug/L	1:10
Vinyl acetate	04/06/04	04/06/04	ND	20	ug/L	1:10
cis-1,2-Dichloroethene	04/06/04	04/06/04	ND	20	ug/L	1:10
2-Butanone (MEK)	04/06/04	04/06/04	ND	20	ug/L	1:10
Bromochloromethane	04/06/04	04/06/04	ND	20	ug/L	1:10
Chloroform	04/06/04	04/06/04	ND	20	ug/L	1:10
2,2-dichloropropane	04/06/04	04/06/04	ND	20	ug/L	1:10
1,1,1-Trichloroethane	04/06/04	04/06/04	ND	20	ug/L	1:10
1,1-dichloropropane	04/06/04	04/06/04	ND	20	ug/L	1:10
Carbon tetrachloride	04/06/04	04/06/04	ND	20	ug/L	1:10
<b>Benzene</b>	<b>04/06/04</b>	<b>04/06/04</b>	<b>67</b>	<b>20</b>	<b>ug/L</b>	<b>1:10</b>
1,2-Dichloroethane	04/06/04	04/06/04	ND	20	ug/L	1:10
Dibromomethane	04/06/04	04/06/04	ND	20	ug/L	1:10
Bromodichloromethane	04/06/04	04/06/04	ND	20	ug/L	1:10
1,2-Dichloropropane	04/06/04	04/06/04	ND	20	ug/L	1:10
Trichloroethene	04/06/04	04/06/04	ND	20	ug/L	1:10
2-Chloroethylvinyl ether	04/06/04	04/06/04	ND	20	ug/L	1:10
cis-1,3-Dichloropropene	04/06/04	04/06/04	ND	20	ug/L	1:10

Test Certificate of Analysis

<b>Client ID</b>	Shaw Environmental & Infrastructure	<b>Workorder ID</b>	Caltrans, Former Thomas Short
<b>Workorder #</b>	16210	<b>Sampled</b>	04/05/04
<b>Laboratory ID</b>	16210002	<b>Received</b>	04/05/04
<b>Sample ID</b>	MW-5	<b>Reported</b>	04/22/04
<b>Matrix</b>	Water		

8260B GC/MS Volatiles - 8260B (continued)

Parameter	Prep Date	Analyzed	Result	RL	Units	Dilution
4-Methyl-2-pentanone	04/06/04	04/06/04	ND	20	ug/L	1:10
trans-1,3Dichloropropene	04/06/04	04/06/04	ND	20	ug/L	1:10
1,1,2-Trichloroethane	04/06/04	04/06/04	ND	20	ug/L	1:10
Toluene	04/06/04	04/06/04	ND	20	ug/L	1:10
1,2-Dibromoethane (EDB)	04/06/04	04/06/04	ND	20	ug/L	1:10
1,3-Dichloropropane	04/06/04	04/06/04	ND	20	ug/L	1:10
2-Hexanone	04/06/04	04/06/04	ND	20	ug/L	1:10
Dibromochloromethane	04/06/04	04/06/04	ND	20	ug/L	1:10
Tetrachloroethene	04/06/04	04/06/04	ND	20	ug/L	1:10
1,1,1,2Tetrachloroethane	04/06/04	04/06/04	ND	20	ug/L	1:10
Chlorobenzene	04/06/04	04/06/04	ND	20	ug/L	1:10
Ethylbenzene	04/06/04	04/06/04	ND	20	ug/L	1:10
M+P-Xylene	04/06/04	04/06/04	ND	20	ug/L	1:10
Bromoform	04/06/04	04/06/04	ND	20	ug/L	1:10
Styrene	04/06/04	04/06/04	ND	20	ug/L	1:10
o-Xylene	04/06/04	04/06/04	ND	20	ug/L	1:10
1,1,2,2Tetrachloroethane	04/06/04	04/06/04	ND	20	ug/L	1:10
1,2,3-Trichloropropane	04/06/04	04/06/04	ND	20	ug/L	1:10
Isopropylbenzene (Cumene)	04/06/04	04/06/04	ND	20	ug/L	1:10
Bromobenzene	04/06/04	04/06/04	ND	20	ug/L	1:10
n-Propylbenzene	04/06/04	04/06/04	ND	20	ug/L	1:10
2-Chlorotoluene	04/06/04	04/06/04	ND	20	ug/L	1:10
4-Chlorotoluene	04/06/04	04/06/04	ND	20	ug/L	1:10
1,3,5-Trimethylbenzene	04/06/04	04/06/04	ND	20	ug/L	1:10
tert-Butylbenzene	04/06/04	04/06/04	ND	20	ug/L	1:10
1,2,4-Trimethylbenzene	04/06/04	04/06/04	ND	20	ug/L	1:10
sec-Butylbenzene	04/06/04	04/06/04	ND	20	ug/L	1:10
1,3-Dichlorobenzene	04/06/04	04/06/04	ND	20	ug/L	1:10
1,4-Dichlorobenzene	04/06/04	04/06/04	ND	20	ug/L	1:10
4-Isopropyltoluene	04/06/04	04/06/04	ND	20	ug/L	1:10
1,2-Dichlorobenzene	04/06/04	04/06/04	ND	20	ug/L	1:10
n-Butylbenzene	04/06/04	04/06/04	ND	20	ug/L	1:10

Test Certificate of Analysis

Client ID Shaw Environmental & Infrastructure  
 Workorder # 16210  
 Laboratory ID 16210002  
 Sample ID MW-5  
 Matrix Water

Workorder ID Caltrans, Former Thomas Short  
 Sampled 04/05/04  
 Received 04/05/04  
 Reported 04/22/04

8260B GC/MS Volatiles - 8260B (continued)

Parameter	Prep Date	Analyzed	Result	RL	Units	Dilution
1,2Dibromo3chloropropane	04/06/04	04/06/04	ND	20	ug/L	1:10
1,2,4-Trichlorobenzene	04/06/04	04/06/04	ND	20	ug/L	1:10
Naphthalene	04/06/04	04/06/04	ND	20	ug/L	1:10
Hexachlorobutadiene	04/06/04	04/06/04	ND	20	ug/L	1:10
1,2,3-Trichlorobenzene	04/06/04	04/06/04	ND	20	ug/L	1:10
<b>Surrogates</b>						
1,2-Dichloroethane-d4			48.8 ug/L	98 %		(65 - 135)
Toluene d8			48.8 ug/L	98 %		(65 - 118)
4-Bromofluorobenzene			47.8 ug/L	96 %		(65 - 121)

Test Certificate of Analysis

<b>Client ID</b>	Shaw Environmental & Infrastructure	<b>Workorder ID</b>	Caltrans, Former Thomas Short
<b>Workorder #</b>	16210	<b>Sampled</b>	04/05/04
<b>Laboratory ID</b>	16210002	<b>Received</b>	04/05/04
<b>Sample ID</b>	MW-5	<b>Reported</b>	04/22/04
<b>Matrix</b>	Water		

**Metals, CAM16 - 6010B**

Parameter	Prep Date	Analyzed	Result	RL Units	Dilution
Antimony	04/09/04	04/12/04	ND	0.0050 mg/L	1:1
Arsenic	04/09/04	04/12/04	ND	0.0050 mg/L	1:1
Barium	04/09/04	04/12/04	0.35	0.0010 mg/L	1:1
Beryllium	04/09/04	04/12/04	ND	0.0010 mg/L	1:1
Cadmium	04/09/04	04/12/04	ND	0.0030 mg/L	1:1
Chromium	04/09/04	04/12/04	ND	0.0030 mg/L	1:1
Cobalt	04/09/04	04/12/04	ND	0.0030 mg/L	1:1
Copper	04/09/04	04/12/04	ND	0.0030 mg/L	1:1
Lead	04/09/04	04/12/04	ND	0.0050 mg/L	1:1
Molybdenum	04/09/04	04/12/04	ND	0.0050 mg/L	1:1
Nickel	04/09/04	04/12/04	ND	0.0030 mg/L	1:1
Selenium	04/09/04	04/12/04	ND	0.0050 mg/L	1:1
Silver	04/09/04	04/12/04	ND	0.0016 mg/L	1:1
Thallium	04/09/04	04/12/04	ND	0.0050 mg/L	1:1
Vanadium	04/09/04	04/12/04	ND	0.0030 mg/L	1:1
Zinc	04/09/04	04/12/04	0.052	0.010 mg/L	1:1



Environmental Laboratories

Analytical Laboratory Division  
Mobile Laboratory Division  
Scientific Division

Test Certificate of Analysis

Client ID Shaw Environmental & Infrastructure  
Workorder # 16210  
Laboratory ID 16210003  
Sample ID MW-6  
Matrix Water

Workorder ID Caltrans, Former Thomas Short  
Sampled 04/05/04  
Received 04/05/04  
Reported 04/22/04

EPA Method 7470A Mercury - EPA 7470A

Parameter	Prep Date	Analyzed	Result	RL	Units	Dilution
Mercury	04/09/04	04/12/04	ND	0.00020	mg/L	1:1



Test Certificate of Analysis

<b>Client ID</b>	Shaw Environmental & Infrastructure	<b>Workorder ID</b>	Caltrans, Former Thomas Short
<b>Workorder #</b>	16210	<b>Sampled</b>	04/05/04
<b>Laboratory ID</b>	16210003	<b>Received</b>	04/05/04
<b>Sample ID</b>	MW-6	<b>Reported</b>	04/22/04
<b>Matrix</b>	Water		

8260B GC/MS Volatiles - 8260B

Parameter	Prep Date	Analyzed	Result	RL	Units	Dilution
Dichlorodifluoromethane	04/06/04	04/06/04	ND	2.0	ug/L	1:1
Chloromethane	04/06/04	04/06/04	ND	2.0	ug/L	1:1
Vinyl chloride	04/06/04	04/06/04	ND	2.0	ug/L	1:1
Bromomethane	04/06/04	04/06/04	ND	2.0	ug/L	1:1
Chloroethane	04/06/04	04/06/04	ND	2.0	ug/L	1:1
Trichlorofluoromethane	04/06/04	04/06/04	ND	2.0	ug/L	1:1
Acrolein	04/06/04	04/06/04	ND	2.0	ug/L	1:1
1,1-Dichloroethene	04/06/04	04/06/04	ND	2.0	ug/L	1:1
Acetone	04/06/04	04/06/04	ND	2.0	ug/L	1:1
Methyl iodide	04/06/04	04/06/04	ND	2.0	ug/L	1:1
Carbon disulfide	04/06/04	04/06/04	ND	2.0	ug/L	1:1
Dichloromethane	04/06/04	04/06/04	ND	2.0	ug/L	1:1
Acrylonitrile	04/06/04	04/06/04	ND	2.0	ug/L	1:1
trans-1,2-Dichloroethene	04/06/04	04/06/04	ND	2.0	ug/L	1:1
1,1-Dichloroethane	04/06/04	04/06/04	ND	2.0	ug/L	1:1
Vinyl acetate	04/06/04	04/06/04	ND	2.0	ug/L	1:1
cis-1,2-Dichloroethene	04/06/04	04/06/04	ND	2.0	ug/L	1:1
2-Butanone (MEK)	04/06/04	04/06/04	ND	2.0	ug/L	1:1
Bromochloromethane	04/06/04	04/06/04	ND	2.0	ug/L	1:1
Chloroform	04/06/04	04/06/04	ND	2.0	ug/L	1:1
2,2-dichloropropane	04/06/04	04/06/04	ND	2.0	ug/L	1:1
1,1,1-Trichloroethane	04/06/04	04/06/04	ND	2.0	ug/L	1:1
1,1-dichloropropane	04/06/04	04/06/04	ND	2.0	ug/L	1:1
Carbon tetrachloride	04/06/04	04/06/04	ND	2.0	ug/L	1:1
Benzene	04/06/04	04/06/04	ND	2.0	ug/L	1:1
1,2-Dichloroethane	04/06/04	04/06/04	ND	2.0	ug/L	1:1
Dibromomethane	04/06/04	04/06/04	ND	2.0	ug/L	1:1
Bromodichloromethane	04/06/04	04/06/04	ND	2.0	ug/L	1:1
1,2-Dichloropropane	04/06/04	04/06/04	ND	2.0	ug/L	1:1
Trichloroethene	04/06/04	04/06/04	ND	2.0	ug/L	1:1
2-Chloroethylvinyl ether	04/06/04	04/06/04	ND	2.0	ug/L	1:1
cis-1,3-Dichloropropene	04/06/04	04/06/04	ND	2.0	ug/L	1:1

Test Certificate of Analysis

Client ID Shaw Environmental & Infrastructure  
 Workorder # 16210  
 Laboratory ID 16210003  
 Sample ID MW-6  
 Matrix Water

Workorder ID Caltrans, Former Thomas Short  
 Sampled 04/05/04  
 Received 04/05/04  
 Reported 04/22/04

8260B GC/MS Volatiles - 8260B (continued)

Parameter	Prep Date	Analyzed	Result	RL	Units	Dilution
4-Methyl-2-pentanone	04/06/04	04/06/04	ND	2.0	ug/L	1:1
trans-1,3Dichloropropene	04/06/04	04/06/04	ND	2.0	ug/L	1:1
1,1,2-Trichloroethane	04/06/04	04/06/04	ND	2.0	ug/L	1:1
Toluene	04/06/04	04/06/04	ND	2.0	ug/L	1:1
1,2-Dibromoethane (EDB)	04/06/04	04/06/04	ND	2.0	ug/L	1:1
1,3-Dichloropropane	04/06/04	04/06/04	ND	2.0	ug/L	1:1
2-Hexanone	04/06/04	04/06/04	ND	2.0	ug/L	1:1
Dibromochloromethane	04/06/04	04/06/04	ND	2.0	ug/L	1:1
Tetrachloroethene	04/06/04	04/06/04	ND	2.0	ug/L	1:1
1,1,1,2Tetrachloroethane	04/06/04	04/06/04	ND	2.0	ug/L	1:1
Chlorobenzene	04/06/04	04/06/04	ND	2.0	ug/L	1:1
Ethylbenzene	04/06/04	04/06/04	ND	2.0	ug/L	1:1
M+P-Xylene	04/06/04	04/06/04	ND	2.0	ug/L	1:1
Bromoform	04/06/04	04/06/04	ND	2.0	ug/L	1:1
Styrene	04/06/04	04/06/04	ND	2.0	ug/L	1:1
o-Xylene	04/06/04	04/06/04	ND	2.0	ug/L	1:1
1,1,2,2Tetrachloroethane	04/06/04	04/06/04	ND	2.0	ug/L	1:1
1,2,3-Trichloropropane	04/06/04	04/06/04	ND	2.0	ug/L	1:1
Isopropylbenzene (Cumene)	04/06/04	04/06/04	ND	2.0	ug/L	1:1
Bromobenzene	04/06/04	04/06/04	ND	2.0	ug/L	1:1
n-Propylbenzene	04/06/04	04/06/04	ND	2.0	ug/L	1:1
2-Chlorotoluene	04/06/04	04/06/04	ND	2.0	ug/L	1:1
4-Chlorotoluene	04/06/04	04/06/04	ND	2.0	ug/L	1:1
1,3,5-Trimethylbenzene	04/06/04	04/06/04	ND	2.0	ug/L	1:1
tert-Butylbenzene	04/06/04	04/06/04	ND	2.0	ug/L	1:1
1,2,4-Trimethylbenzene	04/06/04	04/06/04	ND	2.0	ug/L	1:1
sec-Butylbenzene	04/06/04	04/06/04	ND	2.0	ug/L	1:1
1,3-Dichlorobenzene	04/06/04	04/06/04	ND	2.0	ug/L	1:1
1,4-Dichlorobenzene	04/06/04	04/06/04	ND	2.0	ug/L	1:1
4-Isopropyltoluene	04/06/04	04/06/04	ND	2.0	ug/L	1:1
1,2-Dichlorobenzene	04/06/04	04/06/04	ND	2.0	ug/L	1:1
n-Butylbenzene	04/06/04	04/06/04	ND	2.0	ug/L	1:1

Test Certificate of Analysis

<b>Client ID</b>	Shaw Environmental & Infrastructure	<b>Workorder ID</b>	Caltrans, Former Thomas Short
<b>Workorder #</b>	16210	<b>Sampled</b>	04/05/04
<b>Laboratory ID</b>	16210003	<b>Received</b>	04/05/04
<b>Sample ID</b>	MW-6	<b>Reported</b>	04/22/04
<b>Matrix</b>	Water		

8260B GC/MS Volatiles - 8260B (continued)

Parameter	Prep Date	Analyzed	Result	RL Units	Dilution
1,2Dibromo3chloropropane	04/06/04	04/06/04	ND	2.0 ug/L	1:1
1,2,4-Trichlorobenzene	04/06/04	04/06/04	ND	2.0 ug/L	1:1
Naphthalene	04/06/04	04/06/04	ND	2.0 ug/L	1:1
Hexachlorobutadiene	04/06/04	04/06/04	ND	2.0 ug/L	1:1
1,2,3-Trichlorobenzene	04/06/04	04/06/04	ND	2.0 ug/L	1:1

Surrogates	Result	Recovery	Limits
1,2-Dichloroethane-d4	47.2 ug/L	94 %	(65 - 135)
Toluene d8	47.8 ug/L	96 %	(65 - 118)
4-Bromofluorobenzene	46.9 ug/L	94 %	(65 - 121)



Environmental Laboratories

Analytical Laboratory Division  
 Mobile Laboratory Division  
 Scientific Division

Test Certificate of Analysis

Client ID Shaw Environmental & Infrastructure  
 Workorder # 16210  
 Laboratory ID 16210003  
 Sample ID MW-6  
 Matrix Water

Workorder ID Caltrans, Former Thomas Short  
 Sampled 04/05/04  
 Received 04/05/04  
 Reported 04/22/04

Metals, CAM16 - 6010B

Parameter	Prep Date	Analyzed	Result	RL Units	Dilution
Antimony	04/09/04	04/12/04	ND	0.0050 mg/L	1:1
Arsenic	04/09/04	04/12/04	ND	0.0050 mg/L	1:1
Barium	04/09/04	04/12/04	0.13	0.0010 mg/L	1:1
Beryllium	04/09/04	04/12/04	ND	0.0010 mg/L	1:1
Cadmium	04/09/04	04/12/04	ND	0.0030 mg/L	1:1
Chromium	04/09/04	04/12/04	ND	0.0030 mg/L	1:1
Cobalt	04/09/04	04/12/04	ND	0.0030 mg/L	1:1
Copper	04/09/04	04/12/04	ND	0.0030 mg/L	1:1
Lead	04/09/04	04/12/04	ND	0.0050 mg/L	1:1
Molybdenum	04/09/04	04/12/04	ND	0.0050 mg/L	1:1
Nickel	04/09/04	04/12/04	ND	0.0030 mg/L	1:1
Selenium	04/09/04	04/12/04	ND	0.0050 mg/L	1:1
Silver	04/09/04	04/12/04	ND	0.0016 mg/L	1:1
Thallium	04/09/04	04/12/04	ND	0.0050 mg/L	1:1
Vanadium	04/09/04	04/12/04	ND	0.0030 mg/L	1:1
Zinc	04/09/04	04/12/04	0.046	0.010 mg/L	1:1

Test Certificate of Analysis

<b>Client ID</b>	Shaw Environmental & Infrastructure	<b>Workorder ID</b>	Caltrans, Former Thomas Short
<b>Workorder #</b>	16210	<b>Sampled</b>	04/05/04
<b>Laboratory ID</b>	16210004	<b>Received</b>	04/05/04
<b>Sample ID</b>	Trip Blank	<b>Reported</b>	04/22/04
<b>Matrix</b>	Water		

8260B GC/MS Volatiles - 8260B

Parameter	Prep Date	Analyzed	Result	RL Units	Dilution
Dichlorodifluoromethane	04/06/04	04/06/04	ND	2.0 ug/L	1:1
Chloromethane	04/06/04	04/06/04	ND	2.0 ug/L	1:1
Vinyl chloride	04/06/04	04/06/04	ND	2.0 ug/L	1:1
Bromomethane	04/06/04	04/06/04	ND	2.0 ug/L	1:1
Chloroethane	04/06/04	04/06/04	ND	2.0 ug/L	1:1
Trichlorofluoromethane	04/06/04	04/06/04	ND	2.0 ug/L	1:1
Acrolein	04/06/04	04/06/04	ND	2.0 ug/L	1:1
1,1-Dichloroethene	04/06/04	04/06/04	ND	2.0 ug/L	1:1
Acetone	04/06/04	04/06/04	ND	2.0 ug/L	1:1
Methyl iodide	04/06/04	04/06/04	ND	2.0 ug/L	1:1
Carbon disulfide	04/06/04	04/06/04	ND	2.0 ug/L	1:1
Dichloromethane	04/06/04	04/06/04	ND	2.0 ug/L	1:1
Acrylonitrile	04/06/04	04/06/04	ND	2.0 ug/L	1:1
trans-1,2-Dichloroethene	04/06/04	04/06/04	ND	2.0 ug/L	1:1
1,1-Dichloroethane	04/06/04	04/06/04	ND	2.0 ug/L	1:1
Vinyl acetate	04/06/04	04/06/04	ND	2.0 ug/L	1:1
cis-1,2-Dichloroethene	04/06/04	04/06/04	ND	2.0 ug/L	1:1
2-Butanone (MEK)	04/06/04	04/06/04	ND	2.0 ug/L	1:1
Bromochloromethane	04/06/04	04/06/04	ND	2.0 ug/L	1:1
Chloroform	04/06/04	04/06/04	ND	2.0 ug/L	1:1
2,2-dichloropropane	04/06/04	04/06/04	ND	2.0 ug/L	1:1
1,1,1-Trichloroethane	04/06/04	04/06/04	ND	2.0 ug/L	1:1
1,1-dichloropropane	04/06/04	04/06/04	ND	2.0 ug/L	1:1
Carbon tetrachloride	04/06/04	04/06/04	ND	2.0 ug/L	1:1
Benzene	04/06/04	04/06/04	ND	2.0 ug/L	1:1
1,2-Dichloroethane	04/06/04	04/06/04	ND	2.0 ug/L	1:1
Dibromomethane	04/06/04	04/06/04	ND	2.0 ug/L	1:1
Bromodichloromethane	04/06/04	04/06/04	ND	2.0 ug/L	1:1
1,2-Dichloropropane	04/06/04	04/06/04	ND	2.0 ug/L	1:1
Trichloroethene	04/06/04	04/06/04	ND	2.0 ug/L	1:1
2-Chloroethylvinyl ether	04/06/04	04/06/04	ND	2.0 ug/L	1:1
cis-1,3-Dichloropropene	04/06/04	04/06/04	ND	2.0 ug/L	1:1

Test Certificate of Analysis

Client ID Shaw Environmental & Infrastructure  
Workorder # 16210  
Laboratory ID 16210004  
Sample ID Trip Blank  
Matrix Water

Workorder ID Caltrans, Former Thomas Short  
Sampled 04/05/04  
Received 04/05/04  
Reported 04/22/04

8260B GC/MS Volatiles - 8260B (continued)

Parameter	Prep Date	Analyzed	Result	RL	Units	Dilution
4-Methyl-2-pentanone	04/06/04	04/06/04	ND	2.0	ug/L	1:1
trans-1,3Dichloropropene	04/06/04	04/06/04	ND	2.0	ug/L	1:1
1,1,2-Trichloroethane	04/06/04	04/06/04	ND	2.0	ug/L	1:1
Toluene	04/06/04	04/06/04	ND	2.0	ug/L	1:1
1,2-Dibromoethane (EDB)	04/06/04	04/06/04	ND	2.0	ug/L	1:1
1,3-Dichloropropane	04/06/04	04/06/04	ND	2.0	ug/L	1:1
2-Hexanone	04/06/04	04/06/04	ND	2.0	ug/L	1:1
Dibromochloromethane	04/06/04	04/06/04	ND	2.0	ug/L	1:1
Tetrachloroethene	04/06/04	04/06/04	ND	2.0	ug/L	1:1
1,1,1,2Tetrachloroethane	04/06/04	04/06/04	ND	2.0	ug/L	1:1
Chlorobenzene	04/06/04	04/06/04	ND	2.0	ug/L	1:1
Ethylbenzene	04/06/04	04/06/04	ND	2.0	ug/L	1:1
M+P-Xylene	04/06/04	04/06/04	ND	2.0	ug/L	1:1
Bromoform	04/06/04	04/06/04	ND	2.0	ug/L	1:1
Styrene	04/06/04	04/06/04	ND	2.0	ug/L	1:1
o-Xylene	04/06/04	04/06/04	ND	2.0	ug/L	1:1
1,1,2,2Tetrachloroethane	04/06/04	04/06/04	ND	2.0	ug/L	1:1
1,2,3-Trichloropropane	04/06/04	04/06/04	ND	2.0	ug/L	1:1
Isopropylbenzene (Cumene)	04/06/04	04/06/04	ND	2.0	ug/L	1:1
Bromobenzene	04/06/04	04/06/04	ND	2.0	ug/L	1:1
n-Propylbenzene	04/06/04	04/06/04	ND	2.0	ug/L	1:1
2-Chlorotoluene	04/06/04	04/06/04	ND	2.0	ug/L	1:1
4-Chlorotoluene	04/06/04	04/06/04	ND	2.0	ug/L	1:1
1,3,5-Trimethylbenzene	04/06/04	04/06/04	ND	2.0	ug/L	1:1
tert-Butylbenzene	04/06/04	04/06/04	ND	2.0	ug/L	1:1
1,2,4-Trimethylbenzene	04/06/04	04/06/04	ND	2.0	ug/L	1:1
sec-Butylbenzene	04/06/04	04/06/04	ND	2.0	ug/L	1:1
1,3-Dichlorobenzene	04/06/04	04/06/04	ND	2.0	ug/L	1:1
1,4-Dichlorobenzene	04/06/04	04/06/04	ND	2.0	ug/L	1:1
4-Isopropyltoluene	04/06/04	04/06/04	ND	2.0	ug/L	1:1
1,2-Dichlorobenzene	04/06/04	04/06/04	ND	2.0	ug/L	1:1
n-Butylbenzene	04/06/04	04/06/04	ND	2.0	ug/L	1:1

Test Certificate of Analysis

<b>Client ID</b>	Shaw Environmental & Infrastructure	<b>Workorder ID</b>	Caltrans, Former Thomas Short
<b>Workorder #</b>	16210	<b>Sampled</b>	04/05/04
<b>Laboratory ID</b>	16210004	<b>Received</b>	04/05/04
<b>Sample ID</b>	Trip Blank	<b>Reported</b>	04/22/04
<b>Matrix</b>	Water		

8260B GC/MS Volatiles - 8260B (continued)

Parameter	Prep Date	Analyzed	Result	RL Units	Dilution
1,2Dibromo3chloropropane	04/06/04	04/06/04	ND	2.0 ug/L	1:1
1,2,4-Trichlorobenzene	04/06/04	04/06/04	ND	2.0 ug/L	1:1
Naphthalene	04/06/04	04/06/04	ND	2.0 ug/L	1:1
Hexachlorobutadiene	04/06/04	04/06/04	ND	2.0 ug/L	1:1
1,2,3-Trichlorobenzene	04/06/04	04/06/04	ND	2.0 ug/L	1:1

Surrogates	Result	Recovery	Limits
1,2-Dichloroethane-d4	46.5 ug/L	93 %	(65 - 135)
Toluene d8	47.5 ug/L	95 %	(65 - 118)
4-Bromofluorobenzene	45.5 ug/L	91 %	(65 - 121)



Analytical Laboratory Division  
Mobile Laboratory Division  
Scientific Division

Test Certificate of Analysis

Client ID Shaw Environmental & Infrastructure  
Workorder # 16210

Workorder ID Caltrans, Former Thomas Short

Parameter TPHdiesel  
Method 8015M DHS

Lab ID	Sample ID	Result	RL	Units	Collected	Analyzed	Matrix	Dilution
16210001	MW-4	1400	50	ug/L	04/05/04	04/08/04	Water	1:1
16210002	MW-5	4000	50	ug/L	04/05/04	04/08/04	Water	1:1
16210003	MW-6	ND	50	ug/L	04/05/04	04/08/04	Water	1:1



Test Certificate of Analysis

Client ID Shaw Environmental & Infrastructure  
Workorder # 16210

Workorder ID Caltrans, Former Thomas Short

Parameter TPHgas  
Method 8015M DHS

Lab ID	Sample ID	Result	RL	Units	Collected	Analyzed	Matrix	Dilution
16210001	MW-4	2210	50	ug/L	04/05/04	04/12/04	Water	1:1
16210002	MW-5	3600	50	ug/L	04/05/04	04/12/04	Water	1:1
16210003	MW-6	190	50	ug/L	04/05/04	04/12/04	Water	1:1
16210004	Trip Blank	ND	50	ug/L	04/05/04	04/12/04	Water	1:1

Method Blank Report

**Client ID** Shaw Environmental & Infrastructure  
**Workorder ID** Caltrans, Former Thomas Short  
**Laboratory ID** 62800  
**Sample ID** MB for HBN 234253 [SGXV/2095]  
**Matrix** Water

---

Parameter	Method	Prep Date	Analyzed	Result	RL	Units	Dilution
TPHdiesel	8015M DHS	04/07/04	04/08/04	ND	50	ug/L	1:1

Lab Control Sample Report

Client ID Shaw Environmental & Infrastructure  
 Workorder ID Caltrans, Former Thomas Short  
 Laboratory ID 62801  
 Sample ID LCS for HBN 234253 [SGXV/2095]  
 Matrix Water

---

Parameter	Method	Prep Date	Analyzed	Result	RL	Units	Dilution
TPHdiesel	8015M DHS	04/07/04	04/08/04	798	50	ug/L	1:1

Lab Control Sample Duplicate Report

Client ID Shaw Environmental & Infrastructure  
 Workorder ID Caltrans, Former Thomas Short  
 Laboratory ID 62802  
 Sample ID LCSD for HBN 234253 [SGXV/2095  
 Matrix Water

---

Parameter	Method	Prep Date	Analyzed	Result	RL	Units	Dilution
TPHdiesel	8015M DHS	04/07/04	04/08/04	842	50	ug/L	1:1

Method Blank Report

Client ID Shaw Environmental & Infrastructure  
Workorder ID Caltrans, Former Thomas Short  
Laboratory ID 62861  
Sample ID MB for HBN 234663 [DIGV/1493]  
Matrix Water

---

Parameter	Method	Prep Date	Analyzed	Result	RL	Units	Dilution
Mercury	EPA 7470A	04/09/04	04/12/04	ND0.00020		mg/L	1:1

Lab Control Sample Report

Client ID Shaw Environmental & Infrastructure  
 Workorder ID Caltrans, Former Thomas Short  
 Laboratory ID 62862  
 Sample ID LCS for HBN 234663 [DIGV/1493]  
 Matrix Water

Parameter	Method	Prep Date	Analyzed	Result	RL	Units	Dilution
Mercury	EPA 7470A	04/09/04	04/12/04	0.00110.00020		mg/L	1:1

Lab Control Sample Duplicate Report

Client ID           Shaw Environmental & Infrastructure  
 Workorder ID       Caltrans, Former Thomas Short  
 Laboratory ID       62863  
 Sample ID           LCSD for HBN 234663 [DIGV/1493]  
 Matrix               Water

---

Parameter	Method	Prep Date	Analyzed	Result	RL	Units	Dilution
Mercury	EPA 7470A	04/09/04	04/12/04	0.00110.00020		mg/L	1:1

Duplicate Report

Client ID           Shaw Environmental & Infrastructure  
Workorder ID       Caltrans, Former Thomas Short  
Laboratory ID       62864  
Sample ID           DUP for HBN 234663 [DIGV/1493]  
Matrix              Water

---

Parameter	Method	Prep Date	Analyzed	Result	RL	Units	Dilution
Mercury	EPA 7470A	04/09/04	04/12/04	ND0.00020		mg/L	1:1



Matrix Spike Report

Client ID Shaw Environmental & Infrastructure  
Workorder ID Caltrans, Former Thomas Short  
Laboratory ID 62865  
Sample ID MS for HBN 234663 [DIGV/1493]  
Matrix Water

---

Parameter	Method	Prep Date	Analyzed	Result	RL	Units	Dilution
Mercury	EPA 7470A	04/09/04	04/12/04	0.00140.00020		mg/L	1:1

Matrix Spike Duplicate Report

Client ID Shaw Environmental & Infrastructure  
Workorder ID Caltrans, Former Thomas Short  
Laboratory ID 62866  
Sample ID MSD for HBN 234663 [DIGV/1493]  
Matrix Water

---

Parameter	Method	Prep Date	Analyzed	Result	RL	Units	Dilution
Mercury	EPA 7470A	04/09/04	04/12/04	0.00140.00020		mg/L	1:1

Method Blank Report

Client ID Shaw Environmental & Infrastructure  
 Workorder ID Caltrans, Former Thomas Short  
 Laboratory ID 62890  
 Sample ID MB for HBN 234756 [ICPV/4909]  
 Matrix Water

Parameter	Method	Prep Date	Analyzed	Result	RL	Units	Dilution
Antimony	6010B	04/09/04	04/12/04	ND	0.0050	mg/L	1:1
Arsenic	6010B	04/09/04	04/12/04	ND	0.0050	mg/L	1:1
Barium	6010B	04/09/04	04/12/04	ND	0.0010	mg/L	1:1
Beryllium	6010B	04/09/04	04/12/04	ND	0.0010	mg/L	1:1
Cadmium	6010B	04/09/04	04/12/04	ND	0.0030	mg/L	1:1
Chromium	6010B	04/09/04	04/12/04	ND	0.0030	mg/L	1:1
Cobalt	6010B	04/09/04	04/12/04	ND	0.0030	mg/L	1:1
Copper	6010B	04/09/04	04/12/04	ND	0.0030	mg/L	1:1
Lead	6010B	04/09/04	04/12/04	ND	0.0050	mg/L	1:1
Molybdenum	6010B	04/09/04	04/12/04	ND	0.0050	mg/L	1:1
Nickel	6010B	04/09/04	04/12/04	ND	0.0030	mg/L	1:1
Selenium	6010B	04/09/04	04/12/04	ND	0.0050	mg/L	1:1
Silver	6010B	04/09/04	04/12/04	ND	0.0016	mg/L	1:1
Thallium	6010B	04/09/04	04/12/04	ND	0.0050	mg/L	1:1
Vanadium	6010B	04/09/04	04/12/04	ND	0.0030	mg/L	1:1
Zinc	6010B	04/09/04	04/12/04	ND	0.010	mg/L	1:1

Lab Control Sample Report

**Client ID** Shaw Environmental & Infrastructure  
**Workorder ID** Caltrans, Former Thomas Short  
**Laboratory ID** 62891  
**Sample ID** LCS for HBN 234756 [ICPV/4909]  
**Matrix** Water

Parameter	Method	Prep Date	Analyzed	Result	RL	Units	Dilution
Antimony	6010B	04/09/04	04/12/04	0.50	0.0050	mg/L	1:1
Arsenic	6010B	04/09/04	04/12/04	0.46	0.0050	mg/L	1:1
Barium	6010B	04/09/04	04/12/04	0.46	0.0010	mg/L	1:1
Beryllium	6010B	04/09/04	04/12/04	0.100	0.0010	mg/L	1:1
Cadmium	6010B	04/09/04	04/12/04	0.20	0.0030	mg/L	1:1
Chromium	6010B	04/09/04	04/12/04	0.42	0.0030	mg/L	1:1
Cobalt	6010B	04/09/04	04/12/04	0.18	0.0030	mg/L	1:1
Copper	6010B	04/09/04	04/12/04	0.45	0.0030	mg/L	1:1
Lead	6010B	04/09/04	04/12/04	0.50	0.0050	mg/L	1:1
Molybdenum	6010B	04/09/04	04/12/04	0.54	0.0050	mg/L	1:1
Nickel	6010B	04/09/04	04/12/04	0.93	0.0030	mg/L	1:1
Selenium	6010B	04/09/04	04/12/04	0.45	0.0050	mg/L	1:1
Silver	6010B	04/09/04	04/12/04	0.045	0.0016	mg/L	1:1
Thallium	6010B	04/09/04	04/12/04	0.45	0.0050	mg/L	1:1
Vanadium	6010B	04/09/04	04/12/04	0.17	0.0030	mg/L	1:1
Zinc	6010B	04/09/04	04/12/04	0.54	0.010	mg/L	1:1

Lab Control Sample Duplicate Report

Client ID Shaw Environmental & Infrastructure  
 Workorder ID Caltrans, Former Thomas Short  
 Laboratory ID 62892  
 Sample ID LCSD for HBN 234756 [ICPV/4909  
 Matrix Water

Parameter	Method	Prep Date	Analyzed	Result	RL	Units	Dilution
Antimony	6010B	04/09/04	04/12/04	0.50	0.0050	mg/L	1:1
Arsenic	6010B	04/09/04	04/12/04	0.46	0.0050	mg/L	1:1
Barium	6010B	04/09/04	04/12/04	0.46	0.0010	mg/L	1:1
Beryllium	6010B	04/09/04	04/12/04	0.100	0.0010	mg/L	1:1
Cadmium	6010B	04/09/04	04/12/04	0.20	0.0030	mg/L	1:1
Chromium	6010B	04/09/04	04/12/04	0.42	0.0030	mg/L	1:1
Cobalt	6010B	04/09/04	04/12/04	0.18	0.0030	mg/L	1:1
Copper	6010B	04/09/04	04/12/04	0.44	0.0030	mg/L	1:1
Lead	6010B	04/09/04	04/12/04	0.50	0.0050	mg/L	1:1
Molybdenum	6010B	04/09/04	04/12/04	0.54	0.0050	mg/L	1:1
Nickel	6010B	04/09/04	04/12/04	0.92	0.0030	mg/L	1:1
Selenium	6010B	04/09/04	04/12/04	0.44	0.0050	mg/L	1:1
Silver	6010B	04/09/04	04/12/04	0.045	0.0016	mg/L	1:1
Sodium	6010B	04/09/04	04/12/04	0.45	0.0050	mg/L	1:1
Zinc	6010B	04/09/04	04/12/04	0.16	0.0030	mg/L	1:1
	6010B	04/09/04	04/12/04	0.52	0.010	mg/L	1:1

Duplicate Report

Client ID Shaw Environmental & Infrastructure  
Workorder ID Caltrans, Former Thomas Short  
Laboratory ID 62893  
Sample ID DUP for HBN 234756 [ICPV/4909]  
Matrix Water

Parameter	Method	Prep Date	Analyzed	Result	RL	Units	Dilutio
Antimony	6010B	04/09/04	04/12/04	ND	0.0050	mg/L	1:
Arsenic	6010B	04/09/04	04/12/04	ND	0.0050	mg/L	1:
Barium	6010B	04/09/04	04/12/04	0.17	0.0010	mg/L	1:
Beryllium	6010B	04/09/04	04/12/04	ND	0.0010	mg/L	1:
Cadmium	6010B	04/09/04	04/12/04	ND	0.0030	mg/L	1:
Chromium	6010B	04/09/04	04/12/04	ND	0.0030	mg/L	1:
Cobalt	6010B	04/09/04	04/12/04	ND	0.0030	mg/L	1:
Copper	6010B	04/09/04	04/12/04	ND	0.0030	mg/L	1:
Lead	6010B	04/09/04	04/12/04	ND	0.0050	mg/L	1:
Molybdenum	6010B	04/09/04	04/12/04	ND	0.0050	mg/L	1:
Nickel	6010B	04/09/04	04/12/04	ND	0.0030	mg/L	1:
Selenium	6010B	04/09/04	04/12/04	ND	0.0050	mg/L	1:
Silver	6010B	04/09/04	04/12/04	ND	0.0016	mg/L	1:
Thallium	6010B	04/09/04	04/12/04	ND	0.0050	mg/L	1:
Vanadium	6010B	04/09/04	04/12/04	ND	0.0030	mg/L	1:
Zinc	6010B	04/09/04	04/12/04	0.060	0.010	mg/L	1:

Matrix Spike Report

Client ID Shaw Environmental & Infrastructure  
 Workorder ID Caltrans, Former Thomas Short  
 Laboratory ID 62894  
 Sample ID MS for HBN 234756 [ICPV/4909]  
 Matrix Water

Parameter	Method	Prep Date	Analyzed	Result	RL	Units	Dilution
Antimony	6010B	04/09/04	04/12/04	0.46	0.0050	mg/L	1:1
Arsenic	6010B	04/09/04	04/12/04	0.46	0.0050	mg/L	1:1
Barium	6010B	04/09/04	04/12/04	0.60	0.0010	mg/L	1:1
Beryllium	6010B	04/09/04	04/12/04	0.093	0.0010	mg/L	1:1
Cadmium	6010B	04/09/04	04/12/04	0.18	0.0030	mg/L	1:1
Chromium	6010B	04/09/04	04/12/04	0.44	0.0030	mg/L	1:1
Cobalt	6010B	04/09/04	04/12/04	0.16	0.0030	mg/L	1:1
Copper	6010B	04/09/04	04/12/04	0.44	0.0030	mg/L	1:1
Lead	6010B	04/09/04	04/12/04	0.45	0.0050	mg/L	1:1
Molybdenum	6010B	04/09/04	04/12/04	0.50	0.0050	mg/L	1:1
Nickel	6010B	04/09/04	04/12/04	0.83	0.0030	mg/L	1:1
Selenium	6010B	04/09/04	04/12/04	0.43	0.0050	mg/L	1:1
Silver	6010B	04/09/04	04/12/04	0.042	0.0016	mg/L	1:1
Thallium	6010B	04/09/04	04/12/04	0.38	0.0050	mg/L	1:1
Vanadium	6010B	04/09/04	04/12/04	0.17	0.0030	mg/L	1:1
Zinc	6010B	04/09/04	04/12/04	0.50	0.010	mg/L	1:1

Matrix Spike Duplicate Report

Client ID Shaw Environmental & Infrastructure  
 Workorder ID Caltrans, Former Thomas Short  
 Laboratory ID 62895  
 Sample ID MSD for HBN 234756 [ICPV/4909]  
 Matrix Water

Parameter	Method	Prep Date	Analyzed	Result	RL	Units	Dilution
Antimony	6010B	04/09/04	04/12/04	0.47	0.0050	mg/L	1:1
Arsenic	6010B	04/09/04	04/12/04	0.46	0.0050	mg/L	1:1
Barium	6010B	04/09/04	04/12/04	0.60	0.0010	mg/L	1:1
Beryllium	6010B	04/09/04	04/12/04	0.090	0.0010	mg/L	1:1
Cadmium	6010B	04/09/04	04/12/04	0.18	0.0030	mg/L	1:1
Chromium	6010B	04/09/04	04/12/04	0.44	0.0030	mg/L	1:1
Cobalt	6010B	04/09/04	04/12/04	0.17	0.0030	mg/L	1:1
Copper	6010B	04/09/04	04/12/04	0.44	0.0030	mg/L	1:1
Lead	6010B	04/09/04	04/12/04	0.46	0.0050	mg/L	1:1
Molybdenum	6010B	04/09/04	04/12/04	0.48	0.0050	mg/L	1:1
Nickel	6010B	04/09/04	04/12/04	0.84	0.0030	mg/L	1:1
Selenium	6010B	04/09/04	04/12/04	0.43	0.0050	mg/L	1:1
Silver	6010B	04/09/04	04/12/04	0.042	0.0016	mg/L	1:1
Thallium	6010B	04/09/04	04/12/04	0.39	0.0050	mg/L	1:1
Vanadium	6010B	04/09/04	04/12/04	0.17	0.0030	mg/L	1:1
Zinc	6010B	04/09/04	04/12/04	0.49	0.010	mg/L	1:1



Method Blank Report

Client ID Shaw Environmental & Infrastructure  
 Workorder ID Caltrans, Former Thomas Short  
 Laboratory ID 62924  
 Sample ID MB for HBN 234959 [VGXV/2611]  
 Matrix Water

Parameter	Method	Prep Date	Analyzed	Result	RL	Units	Dilution
TPHgas	8015M DHS	04/12/04	04/12/04	ND	50	ug/L	1:1

Lab Control Sample Report

Client ID Shaw Environmental & Infrastructure  
Workorder ID Caltrans, Former Thomas Short  
Laboratory ID 62925  
Sample ID LCS for HBN 234959 [VGXV/2611]  
Matrix Water

---

Parameter	Method	Prep Date	Analyzed	Result	RL	Units	Dilution
TPHgas	8015M DHS	04/12/04	04/12/04	1160	50	ug/L	1:1

**Lab Control Sample Duplicate Report**

Client ID Shaw Environmental & Infrastructure  
 Workorder ID Caltrans, Former Thomas Short  
 Laboratory ID 62926  
 Sample ID LCSD for HBN 234959 [VGXV/2611  
 Matrix Water

Parameter	Method	Prep Date	Analyzed	Result	RL	Units	Dilution
TPHgas	8015M DHS	04/12/04	04/12/04	1220	50	ug/L	1:1

**Matrix Spike Report**

**Client ID** Shaw Environmental & Infrastructure  
**Workorder ID** Caltrans, Former Thomas Short  
**Laboratory ID** 62927  
**Sample ID** MS for HBN 234959 [VGXV/2611]  
**Matrix** Water

Parameter	Method	Prep Date	Analyzed	Result	RL	Units	Dilution
TPHgas	8015M DHS	04/12/04	04/12/04	1040	50	ug/L	1:1

**Matrix Spike Duplicate Report**

**Client ID** Shaw Environmental & Infrastructure  
**Workorder ID** Caltrans, Former Thomas Short  
**Laboratory ID** 62928  
**Sample ID** MSD for HBN 234959 [VGXV/2611]  
**Matrix** Water

---

Parameter	Method	Prep Date	Analyzed	Result	RL	Units	Dilution
TPHgas	8015M DHS	04/12/04	04/12/04	1060	50	ug/L	1:1

Method Blank Report

Client ID Shaw Environmental & Infrastructure  
 Workorder ID Caltrans, Former Thomas Short  
 Laboratory ID 62964  
 Sample ID MB for HBN 235351 [VMXV/2412]  
 Matrix Water

Parameter	Method	Prep Date	Analyzed	Result	RL	Units	Dilution
Dichlorodifluoromethane	8260B	04/06/04	04/06/04	ND	2.0	ug/L	1:1
Chloromethane	8260B	04/06/04	04/06/04	ND	2.0	ug/L	1:1
Vinyl chloride	8260B	04/06/04	04/06/04	ND	2.0	ug/L	1:1
Bromomethane	8260B	04/06/04	04/06/04	ND	2.0	ug/L	1:1
Chloroethane	8260B	04/06/04	04/06/04	ND	2.0	ug/L	1:1
Trichlorofluoromethane	8260B	04/06/04	04/06/04	ND	2.0	ug/L	1:1
Acrolein	8260B	04/06/04	04/06/04	ND	2.0	ug/L	1:1
1,1-Dichloroethene	8260B	04/06/04	04/06/04	ND	2.0	ug/L	1:1
Acetone	8260B	04/06/04	04/06/04	ND	2.0	ug/L	1:1
Methyl iodide	8260B	04/06/04	04/06/04	ND	2.0	ug/L	1:1
Carbon disulfide	8260B	04/06/04	04/06/04	ND	2.0	ug/L	1:1
Dichloromethane	8260B	04/06/04	04/06/04	ND	2.0	ug/L	1:1
Acrylonitrile	8260B	04/06/04	04/06/04	ND	2.0	ug/L	1:1
trans-1,2-Dichloroethene	8260B	04/06/04	04/06/04	ND	2.0	ug/L	1:1
1,1-Dichloroethane	8260B	04/06/04	04/06/04	ND	2.0	ug/L	1:1
Vinyl acetate	8260B	04/06/04	04/06/04	ND	2.0	ug/L	1:1
cis-1,2-Dichloroethene	8260B	04/06/04	04/06/04	ND	2.0	ug/L	1:1
2-Butanone (MEK)	8260B	04/06/04	04/06/04	ND	2.0	ug/L	1:1
Bromochloromethane	8260B	04/06/04	04/06/04	ND	2.0	ug/L	1:1
Chloroform	8260B	04/06/04	04/06/04	ND	2.0	ug/L	1:1
2,2-dichloropropane	8260B	04/06/04	04/06/04	ND	2.0	ug/L	1:1
1,1,1-Trichloroethane	8260B	04/06/04	04/06/04	ND	2.0	ug/L	1:1
1,1-dichloropropane	8260B	04/06/04	04/06/04	ND	2.0	ug/L	1:1
Carbon tetrachloride	8260B	04/06/04	04/06/04	ND	2.0	ug/L	1:1
Benzene	8260B	04/06/04	04/06/04	ND	2.0	ug/L	1:1
1,2-Dichloroethane	8260B	04/06/04	04/06/04	ND	2.0	ug/L	1:1
Dibromomethane	8260B	04/06/04	04/06/04	ND	2.0	ug/L	1:1
Bromodichloromethane	8260B	04/06/04	04/06/04	ND	2.0	ug/L	1:1
1,2-Dichloropropane	8260B	04/06/04	04/06/04	ND	2.0	ug/L	1:1
Trichloroethene	8260B	04/06/04	04/06/04	ND	2.0	ug/L	1:1
2-Chloroethylvinyl ether	8260B	04/06/04	04/06/04	ND	2.0	ug/L	1:1
cis-1,3-Dichloropropene	8260B	04/06/04	04/06/04	ND	2.0	ug/L	1:1
4-Methyl-2-pentanone	8260B	04/06/04	04/06/04	ND	2.0	ug/L	1:1

Method Blank Report

Client ID Shaw Environmental & Infrastructure  
 Workorder ID Caltrans, Former Thomas Short  
 Laboratory ID 62964  
 Sample ID MB for HBN 235351 [VMXV/2412]  
 Matrix Water

Parameter	Method	Prep Date	Analyzed	Result	RL	Units	Dilution
(continued)							
trans-1,3Dichloropropene	8260B	04/06/04	04/06/04	ND	2.0	ug/L	1:1
1,1,2-Trichloroethane	8260B	04/06/04	04/06/04	ND	2.0	ug/L	1:1
Toluene	8260B	04/06/04	04/06/04	ND	2.0	ug/L	1:1
1,2-Dibromoethane (EDB)	8260B	04/06/04	04/06/04	ND	2.0	ug/L	1:1
1,3-Dichloropropane	8260B	04/06/04	04/06/04	ND	2.0	ug/L	1:1
2-Hexanone	8260B	04/06/04	04/06/04	ND	2.0	ug/L	1:1
Dibromochloromethane	8260B	04/06/04	04/06/04	ND	2.0	ug/L	1:1
Tetrachloroethene	8260B	04/06/04	04/06/04	ND	2.0	ug/L	1:1
1,1,1,2Tetrachloroethane	8260B	04/06/04	04/06/04	ND	2.0	ug/L	1:1
Chlorobenzene	8260B	04/06/04	04/06/04	ND	2.0	ug/L	1:1
Ethylbenzene	8260B	04/06/04	04/06/04	ND	2.0	ug/L	1:1
M+P-Xylene	8260B	04/06/04	04/06/04	ND	2.0	ug/L	1:1
Bromoform	8260B	04/06/04	04/06/04	ND	2.0	ug/L	1:1
Styrene	8260B	04/06/04	04/06/04	ND	2.0	ug/L	1:1
o-Xylene	8260B	04/06/04	04/06/04	ND	2.0	ug/L	1:1
1,1,2,2Tetrachloroethane	8260B	04/06/04	04/06/04	ND	2.0	ug/L	1:1
1,2,3-Trichloropropane	8260B	04/06/04	04/06/04	ND	2.0	ug/L	1:1
Isopropylbenzene (Cumene)	8260B	04/06/04	04/06/04	ND	2.0	ug/L	1:1
Bromobenzene	8260B	04/06/04	04/06/04	ND	2.0	ug/L	1:1
n-Propylbenzene	8260B	04/06/04	04/06/04	ND	2.0	ug/L	1:1
2-Chlorotoluene	8260B	04/06/04	04/06/04	ND	2.0	ug/L	1:1
4-Chlorotoluene	8260B	04/06/04	04/06/04	ND	2.0	ug/L	1:1
1,3,5-Trimethylbenzene	8260B	04/06/04	04/06/04	ND	2.0	ug/L	1:1
tert-Butylbenzene	8260B	04/06/04	04/06/04	ND	2.0	ug/L	1:1
1,2,4-Trimethylbenzene	8260B	04/06/04	04/06/04	ND	2.0	ug/L	1:1
sec-Butylbenzene	8260B	04/06/04	04/06/04	ND	2.0	ug/L	1:1
1,3-Dichlorobenzene	8260B	04/06/04	04/06/04	ND	2.0	ug/L	1:1
1,4-Dichlorobenzene	8260B	04/06/04	04/06/04	ND	2.0	ug/L	1:1
4-Isopropyltoluene	8260B	04/06/04	04/06/04	ND	2.0	ug/L	1:1
1,2-Dichlorobenzene	8260B	04/06/04	04/06/04	ND	2.0	ug/L	1:1
n-Butylbenzene	8260B	04/06/04	04/06/04	ND	2.0	ug/L	1:1

Method Blank Report

Client ID Shaw Environmental & Infrastructure  
 Workorder ID Caltrans, Former Thomas Short  
 Laboratory ID 62964  
 Sample ID MB for HBN 235351 [VMXV/2412]  
 Matrix Water

Parameter	Method	Prep Date	Analyzed	Result	RL	Units	Dilution
(continued)							
1,2Dibromo3chloropropane	8260B	04/06/04	04/06/04	ND	2.0	ug/L	1:1
1,2,4-Trichlorobenzene	8260B	04/06/04	04/06/04	ND	2.0	ug/L	1:1
Naphthalene	8260B	04/06/04	04/06/04	ND	2.0	ug/L	1:1
Hexachlorobutadiene	8260B	04/06/04	04/06/04	ND	2.0	ug/L	1:1
1,2,3-Trichlorobenzene	8260B	04/06/04	04/06/04	ND	2.0	ug/L	1:1

Surrogates	Result	Recovery	Limits
1,2-Dichloroethane-d4	49 ug/L	98 %	(65 - 135)
Toluene d8	49 ug/L	98 %	(65 - 118)
4-Bromofluorobenzene	48.4 ug/L	97 %	(65 - 121)



Lab Control Sample Report

Client ID Shaw Environmental & Infrastructure  
 Workorder ID Caltrans, Former Thomas Short  
 Laboratory ID 62965  
 Sample ID LCS for HBN 235351 [VMXV/2412]  
 Matrix Water

Parameter	Method	Prep Date	Analyzed	Result	RL	Units	Dilution
1,1-Dichloroethene	8260B	04/06/04	04/06/04	49	2.0	ug/L	1:1
Benzene	8260B	04/06/04	04/06/04	46	2.0	ug/L	1:1
Trichloroethene	8260B	04/06/04	04/06/04	44	2.0	ug/L	1:1
Toluene	8260B	04/06/04	04/06/04	45	2.0	ug/L	1:1
Chlorobenzene	8260B	04/06/04	04/06/04	47	2.0	ug/L	1:1



Analytical Laboratory Division  
Mobile Laboratory Division  
Scientific Division

Environmental Laboratories

Lab Control Sample Duplicate Report

Client ID Shaw Environmental & Infrastructure  
Workorder ID Caltrans, Former Thomas Short  
Laboratory ID 62966  
Sample ID LCSD for HBN 235351 [VMXV/2412  
Matrix Water

Parameter	Method	Prep Date	Analyzed	Result	RL	Units	Dilution
1,1-Dichloroethene	8260B	04/06/04	04/06/04	56	2.0	ug/L	1:1
Benzene	8260B	04/06/04	04/06/04	50	2.0	ug/L	1:1
Trichloroethene	8260B	04/06/04	04/06/04	51	2.0	ug/L	1:1
Toluene	8260B	04/06/04	04/06/04	50	2.0	ug/L	1:1
Chlorobenzene	8260B	04/06/04	04/06/04	54	2.0	ug/L	1:1

**Matrix Spike Report**

Client ID      Shaw Environmental & Infrastructure  
 Workorder ID    Caltrans, Former Thomas Short  
 Laboratory ID    62967  
 Sample ID      MS for HBN 235351 [VMXV/2412]  
 Matrix          Water

Parameter	Method	Prep Date	Analyzed	Result	RL	Units	Dilution
1,1-Dichloroethene	8260B	04/06/04	04/06/04	50	2.0	ug/L	1:1
Benzene	8260B	04/06/04	04/06/04	48	2.0	ug/L	1:1
Trichloroethene	8260B	04/06/04	04/06/04	51	2.0	ug/L	1:1
Toluene	8260B	04/06/04	04/06/04	47	2.0	ug/L	1:1
Chlorobenzene	8260B	04/06/04	04/06/04	49	2.0	ug/L	1:1

**Matrix Spike Duplicate Report**

Client ID Shaw Environmental & Infrastructure  
 Workorder ID Caltrans, Former Thomas Short  
 Laboratory ID 62968  
 Sample ID MSD for HBN 235351 [VMXV/2412]  
 Matrix Water

Parameter	Method	Prep Date	Analyzed	Result	RL	Units	Dilution
1,1-Dichloroethene	8260B	04/06/04	04/06/04	52	2.0	ug/L	1:1
Benzene	8260B	04/06/04	04/06/04	49	2.0	ug/L	1:1
Trichloroethene	8260B	04/06/04	04/06/04	52	2.0	ug/L	1:1
Toluene	8260B	04/06/04	04/06/04	49	2.0	ug/L	1:1
Chlorobenzene	8260B	04/06/04	04/06/04	51	2.0	ug/L	1:1

QC SUMMARY

Client ID	Shaw Environmental & Infrastructure	Original	16210001
Workorder ID	Caltrans, Former Thomas Short	Sample	Duplicate [62864]
QC Batch	DIG 1499		
Matrix	Water		

---

Parameter	RPD	RPD Limits
Mercury	0000	(35)



Environmental Laboratories

Analytical Laboratory Division  
Mobile Laboratory Division  
Scientific Division

QC SUMMARY

<b>Client ID</b>	Shaw Environmental & Infrastructure		
<b>Workorder ID</b>	Caltrans, Former Thomas Short		
<b>QC Batch</b>	ICPP 4935	<b>Original</b>	16210001
<b>Matrix</b>	Water	<b>Sample</b>	Duplicate [62893]

Parameter	RPD	RPD Limits
Antimony	00	(35)
Arsenic	00	(35)
Barium	0.60	(35)
Beryllium	00	(35)
Cadmium	00	(35)
Chromium	00	(35)
Cobalt	00	(35)
Copper	00	(35)
Lead	00	(35)
Molybdenum	00	(35)
Nickel	00	(35)
Selenium	00	(35)
Silver	00	(35)
Thallium	00	(35)
Vanadium	00	(35)
Zinc	15	(35)

QC SUMMARY

Client ID           Shaw Environmental & Infrastructure  
 Workorder ID      Caltrans, Former Thomas Short  
 QC Batch           DIG 1499  
 Matrix             Water

Original            16210001  
 Samples            Matrix Spike [62865]  
                       Matrix Spike Duplicate [62866]

---

Parameter	Spike %Recovery	Spike Dup %Recovery	Recovery Limits	RPD	RPD Limits
Mercury	141	139	(75-125)	1.43	(35 MAX)

\* High MS/MSD recoveries due to sample matrix effect.



Environmental Laboratories

Analytical Laboratory Division  
 Mobile Laboratory Division  
 Scientific Division

QC SUMMARY

Client ID Shaw Environmental & Infrastructure  
 Workorder ID Caltrans, Former Thomas Short  
 QC Batch ICPP 4935  
 Matrix Water

Original Samples 16210001  
 Matrix Spike [62894]  
 Matrix Spike Duplicate [62895]

Parameter	Spike %Recovery	Spike Dup %Recovery	Recovery Limits	RPD	RPD Limits
Antimony	93	94	(25-125)	1.1	(35 MAX)
Arsenic	91	91	(75-125)	00	(35 MAX)
Barium	86	86	(75-125)	00	(35 MAX)
Beryllium	93	90	(75-125)	3.3	(35 MAX)
Cadmium	92	92	(75-125)	00	(35 MAX)
Chromium	87	88	(75-125)	1.1	(35 MAX)
Cobalt	82	84	(75-125)	2.4	(35 MAX)
Copper	88	89	(75-125)	1.1	(35 MAX)
Lead	89	92	(75-125)	3.3	(35 MAX)
Molybdenum	100	96	(75-125)	4.1	(35 MAX)
Nickel	83	84	(75-125)	1.2	(35 MAX)
Selenium	86	85	(75-125)	1.2	(35 MAX)
Silver	84	84	(25-125)	00	(35 MAX)
Thallium	77	78	(50-125)	1.3	(35 MAX)
Vanadium	85	86	(75-125)	1.2	(35 MAX)
Zinc	86	84	(75-125)	2.4	(35 MAX)



**QC SUMMARY**

**Client ID** Shaw Environmental & Infrastructure  
**Workorder ID** Caltrans, Former Thomas Short  
**QC Batch** VGX 2724  
**Matrix** Water

**Original Samples** 16207001  
 Matrix Spike [62927]  
 Matrix Spike Duplicate [62928]

---

Parameter	Spike %Recovery	Spike Dup %Recovery	Recovery Limits	RPD	RPD Limits
TPHgas	104	106	(65-135)	1.9	(20 MAX)

QC SUMMARY

**Client ID** Shaw Environmental & Infrastructure  
**Workorder ID** Caltrans, Former Thomas Short  
**QC Batch** VMX 2463  
**Matrix** Water

**Original Samples** 16196001  
 Matrix Spike [62967]  
 Matrix Spike Duplicate [62968]

Parameter	Spike %Recovery	Spike Dup %Recovery	Recovery Limits	RPD	RPD Limits
1,1-Dichloroethene	100	104	(61-145)	3.9	(20 MAX)
Benzene	96	98	(76-127)	2.1	(20 MAX)
Trichloroethene	95	97	(71-135)	2.1	(20 MAX)
Toluene	94	98	(76-130)	4.2	(20 MAX)
Chlorobenzene	98	102	(75-130)	4.0	(20 MAX)

QC SUMMARY

Client ID           Shaw Environmental & Infrastructure  
Workorder ID       Caltrans, Former Thomas Short  
QC Batch           SGX 2131  
Matrix              Water

Samples           Lab Control Sample [62801]  
                      Lab Control Sample Duplicate [62802]

---

Parameter	Check %Recovery	Check Dup %Recovery	Recovery Limits	RPD	RPD Limits
TPHdiesel	80	84	(65-135)	4.9	(20 MAX)



Analytical Laboratory Division  
Mobile Laboratory Division  
Scientific Division

Environmental Laboratories

QC SUMMARY

Client ID Shaw Environmental & Infrastructure  
Workorder ID Caltrans, Former Thomas Short  
QC Batch DIG 1499  
Matrix Water

Samples Lab Control Sample [62862]  
Lab Control Sample Duplicate [62863]

Parameter	Check %Recovery	Check Dup %Recovery	Recovery Limits	RPD	RPD Limits
Mercury	111	108	(80-120)	2.74	(20 MAX)

QC SUMMARY

Client ID Shaw Environmental & Infrastructure  
 Workorder ID Caltrans, Former Thomas Short  
 QC Batch ICPP 4935  
 Matrix Water

Samples Lab Control Sample [62891]  
 Lab Control Sample Duplicate [62892]

Parameter	Check %Recovery	Check Dup %Recovery	Recovery Limits	RPD	RPD Limits
Antimony	100	99	(70-120)	1.0	(20 MAX)
Arsenic	93	93	(80-120)	00	(20 MAX)
Barium	93	93	(80-120)	00	(20 MAX)
Beryllium	102	103	(80-120)	1.0	(20 MAX)
Cadmium	98	98	(80-120)	00	(20 MAX)
Chromium	85	84	(80-120)	1.2	(20 MAX)
Cobalt	92	92	(80-120)	00	(20 MAX)
Copper	90	89	(80-120)	1.1	(20 MAX)
Lead	100	99	(80-120)	1.0	(20 MAX)
Molybdenum	108	108	(80-120)	00	(20 MAX)
Nickel	93	92	(80-120)	1.1	(20 MAX)
Selenium	89	88	(80-120)	1.1	(20 MAX)
Silver	90	90	(60-120)	00	(20 MAX)
Thallium	91	90	(80-120)	1.1	(20 MAX)
Vanadium	83	82	(80-120)	1.2	(20 MAX)
Zinc	108	104	(80-120)	3.8	(20 MAX)



Analytical Laboratory Division  
Mobile Laboratory Division  
Scientific Division

QC SUMMARY

Client ID Shaw Environmental & Infrastructure  
Workorder ID Caltrans, Former Thomas Short  
QC Batch VGX 2724  
Matrix Water

Samples Lab Control Sample [62925]  
Lab Control Sample Duplicate [62926]

---

Parameter	Check %Recovery	Check Dup %Recovery	Recovery Limits	RPD	RPD Limits
TPHgas	116	122	(65-135)	5.0	(20 MAX)

QC SUMMARY

Client ID Shaw Environmental & Infrastructure  
 Workorder ID Caltrans, Former Thomas Short  
 QC Batch VMX 2463  
 Matrix Water

Samples Lab Control Sample [62965]  
 Lab Control Sample Duplicate [62966]

Parameter	Check %Recovery	Check Dup %Recovery	Recovery Limits	RPD	RPD Limits
1,1-Dichloroethene	98	112	(65-145)	13	(20 MAX)
Benzene	92	100	(71-127)	8.3	(20 MAX)
Trichloroethene	88	102	(75-135)	15	(20 MAX)
Toluene	90	100	(76-135)	11	(20 MAX)
Chlorobenzene	94	108	(76-135)	14	(20 MAX)

# WORKORDER DATA SHEET

Apr 05, 2004 15:21

ID 16210  
DESC A-5B/R3-3

WO # 16210 Caltrans, Former Thomas Short

STATUS WP

CREATED 04/05/04 03:00 PO 830714/0101000A TYPE CM ACODE REPORT\_WO  
CLIENT Shaw Shaw Environmental & Infrastructure  
PROFILE 10213 CaltransStan Caltrans Standard

## WORKORDER SAMPLES

1 16210001 16210001 MW-4  
WP TYPE SAMPLE MATRIX Water  
COLLECTED 04/05/04 10:04 DUE 04/19/04 17:00

### Analyses

8260 WATR 8260B GCMS VOLATILES WATR  
8015M\_G W TPH Gas WATR  
8015M\_D W TPHdiesel Water  
CAM16WATR 6010B ELEMENTS CAM16 WATER

### Turndays

10  
10  
10  
10

2 16210002 16210002 MW-5  
WP TYPE SAMPLE MATRIX Water  
COLLECTED 04/05/04 09:52 DUE 04/19/04 17:00

### Analyses

8260 WATR 8260B GCMS VOLATILES WATR  
8015M\_G W TPH Gas WATR  
8015M\_D W TPHdiesel Water  
CAM16WATR 6010B ELEMENTS CAM16 WATER

### Turndays

10  
10  
10  
10

3 16210003 16210003 MW-6  
WP TYPE SAMPLE MATRIX Water  
COLLECTED 04/05/04 09:44 DUE 04/19/04 17:00

### Analyses

8260 WATR 8260B GCMS VOLATILES WATR  
8015M\_G W TPH Gas WATR  
8015M\_D W TPHdiesel Water  
CAM16WATR 6010B ELEMENTS CAM16 WATER

### Turndays

10  
10  
10  
10

4 16210004 16210004 Trip Blank  
WP TYPE SAMPLE MATRIX Water  
COLLECTED 04/05/04 00:00 DUE 04/19/04 17:00

### Analyses

8260 WATR 8260B GCMS VOLATILES WATR  
8015M\_G W TPH Gas WATR

### Turndays

10  
10



**CHAIN OF CUSTODY / LABORATORY ANALYSIS REQUEST FORM**

SHAW Environmental & Infrastructure, Inc.  
 1326 North Market Boulevard, Sacramento, CA 95834

**A-5B R3-3**

Purchase Order: # 189348

Lab: Sparger Technology, Sacto

Project Name: Caltrans, Former Thomas Short Property  
 Project Number: 830714 / 01010000  
 Project Manager: Martha Adams  
 Company: SHAW Environmental & Infrastructure, Inc.  
 Address: 1326 North Market Boulevard  
 Sacramento, CA 95834  
 Dir. Ph: (916) 565-4183 FAX: (916) 565-4356  
 Sampler's Signature: Paul Weinhardt

					Analysis Requested												REMARKS						
Sample I.D.	Date	Time	LAB I.D.	Sample Matrix	Number of Containers	VOCs by 8260B; TPH as gas by 8015M	TPH as Diesel by 8015M	CAM Metals by 6010/7470 LAB TO FILTER/PRES. Note Required Detection Limits ATTACHED.															
						1	6	5															Container Types
						HCl	NP	NP															Preservations
1 MW-4	4-5	10:00		Water	6	4	1	1															
2 MW-5	↓	9:52		Water	6	4	1	1															
3 MW-6	↓	9:44		Water	6	4	1	1															
4 Trip Blank	↓	N/A		Water	2	2																	

RELINQUISHED BY	RECEIVED BY
Signature: <u>Paul Weinhardt</u>	Signature: <u>[Signature]</u>
Printed Name: <u>Paul Weinhardt</u>	Printed Name: <u>[Name]</u>
Firm: <u>SHAW ETI</u>	Firm: <u>[Firm]</u>
Date/Time: <u>4.5.04</u>	Date/Time: <u>4/5/04 14:15</u>

RELINQUISHED BY	RECEIVED BY
Signature:	Signature:
Printed Name:	Printed Name:
Firm:	Firm:
Date/Time:	Date/Time:

**TURNAROUND REQUIREMENTS**

24 hr \_\_\_\_\_ 48 hr \_\_\_\_\_ 5 day \_\_\_\_\_

Standard (~10-15 working days)

Provide Verbal Preliminary Results \_\_\_\_\_

Provide FAX Preliminary Results \_\_\_\_\_

Requested Report Date: \_\_\_\_\_

**REPORT REQUIREMENTS**

I. Routine Report

II. Report (includes DUP, MS MSD, as required, may be charged as samples)

III. Data Validation Report (includes All Raw Data)

RWQCB (MDLs/PQLs/TRACE#)

RELINQUISHED BY	RECEIVED BY
Signature:	Signature:
Printed Name:	Printed Name:
Firm:	Firm:
Date/Time:	Date/Time:

Special Instructions/Comments:

**CAM 17 Metals to be filtered / preserved in the lab.**  
 Metals detection limits are attached. Please use these specific detection limits.

Sparger Technology  
 3050 Fite Circle, St. 112  
 Sacto, Ca 95827  
 916-362-8947 / Fx 362-0947  
 Contact: Will Fleming

**\* FAX A COPY TO Sparger PW**

**Container Types Key:**

40 ml VOA:	1
250 ml LPE:	2
500 ml LPE:	3
1 liter HDPE:	4
500 ml glass:	5
1 liter glass:	6
2x6 s/s ring:	7
glass jar:	8

Detection Limits  
for Metals

Sample



Analytical Laboratory Division  
Mobile Laboratory Division  
Scientific Division

Test Certificate of Analysis

Client ID Shaw Environmental & Infrastructure  
Workorder # 15822  
Laboratory ID 15822003  
Sample ID MW-6  
Matrix Water

Workorder ID 830714 Caltrans, Former Thomas  
Sampled 10/15/03  
Received 10/15/03  
Reported 11/05/03

Metals, CAM16 - 6010B

Parameter	Prep Date	Analyzed	Result	RL Units	Dilution
Antimony	10/21/03	10/27/03	ND	0.0050 mg/L	1:1
Arsenic	10/21/03	10/27/03	ND	0.0050 mg/L	1:1
Barium	10/21/03	10/27/03	0.33	0.0010 mg/L	1:1
Beryllium	10/21/03	10/27/03	ND	0.0010 mg/L	1:1
Cadmium	10/21/03	10/27/03	ND	0.0030 mg/L	1:1
Chromium	10/21/03	10/27/03	ND	0.0030 mg/L	1:1
Cobalt	10/21/03	10/27/03	ND	0.0030 mg/L	1:1
Copper	10/21/03	10/27/03	ND	0.0030 mg/L	1:1
Lead	10/21/03	10/27/03	ND	0.0050 mg/L	1:1
Molybdenum	10/21/03	10/27/03	ND	0.0050 mg/L	1:1
Nickel	10/21/03	10/27/03	ND	0.0030 mg/L	1:1
Selenium	10/21/03	10/27/03	ND	0.0050 mg/L	1:1
Silver	10/21/03	10/27/03	ND	0.0016 mg/L	1:1
Thallium	10/21/03	10/27/03	ND	0.0050 mg/L	1:1
Vanadium	10/21/03	10/27/03	ND	0.0030 mg/L	1:1
Zinc	10/21/03	10/27/03	ND	0.010 mg/L	1:1



Analytical Laboratory Division  
Mobile Laboratory Division  
Scientific Division

Test Certificate of Analysis

Client ID Shaw Environmental & Infrastructure  
Workorder # 15822  
Laboratory ID 15822002  
Sample ID MW-5  
Matrix Water

Workorder ID 830714 Caltrans, Former Thomas  
Sampled 10/15/03  
Received 10/15/03  
Reported 11/05/03

EPA Method 7470A Mercury - EPA 7470A

Parameter	Prep Date	Analyzed	Result	RL Units	Dilution
Mercury	10/22/03	10/27/03	0.0040	0.00020 mg/L	1:1

**DEPARTMENT OF TRANSPORTATION**

111 GRAND AVENUE  
P. O. BOX 23660  
OAKLAND, CA 94623-0660  
PHONE (510) 286-5647  
FAX (510) 286-5642

R0126



*Flex your power!  
Be energy efficient!*

November 9, 2004

Mr. Don Hwang, Hazardous Materials Specialist  
Environmental Health Services  
Alameda County Health Care Services Agency  
1131 Harbor Bay Parkway, Suite 250  
Alameda, CA 94502-6577

Alameda County  
NOV 12 2004  
Environmental Health

Dear Mr. Hwang:

Enclosed is the report for the first quarter 2004 groundwater sampling at the former Thomas A. Short Company site, 3430 Wood Street, Oakland, CA 94508. The groundwater sampling took place on April 5, 2004.

We apologize for the delay in providing this report, which was finalized in June of this year. My office has been distracted by funding problems for and the protracted development of a new contract for hazardous waste investigations. We are currently developing a task order under this new contract to continue the groundwater monitoring at the former Thomas A. Short Company site. The next monitoring report will be provided to you as soon as it is completed. If you have any questions, please call me at (510) 286-5647.

Sincerely,

A handwritten signature in cursive script that reads "Christopher Wilson".

CHRISTOPHER R. WILSON  
District Branch Chief  
Office of Environmental Engineering