

**DEPARTMENT OF TRANSPORTATION**

P. O. BOX 23660  
OAKLAND, CA 94623-0660  
(510) 286-4444  
(510) 286-4454 TDD



*Flex your power!  
Be energy efficient!*

**MAY 24 2002**

May 21, 2002

Mr. Don Hwang, Hazardous Materials Specialist  
Alameda County Health Care Services Agency  
Environmental Health Services  
1131 Harbor Bay Parkway, Suite 250  
Alameda, CA 94502-6577

Dear Mr. Hwang:

Subject: Thomas A. Short Co., 3430 Wood Street, Oakland, CA 94508  
Alameda County Site #386

In continuation of the groundwater monitoring at the former Thomas Short Company site (3430 Wood Street, Alameda County Site #386), enclosed you will find the 2002 first quarterly report, dated May 14, 2002, prepared by the IT Corporation. This sampling session occurred on January 15, 2002.

This is the 6<sup>th</sup> and the most current quarterly report. I will continue to keep you updated with the latest as information becomes available.

If you have any questions or comments, I can be reached at (510) 286-5647.

Sincerely,

A handwritten signature in cursive script that reads "Christopher R. Wilson".

CHRISTOPHER R. WILSON, P.E.  
District Branch Chief  
Office of Environmental Engineering

R0126



**IT CORPORATION**

*A Member of The IT Group*

**FIRST QUARTER 2002 GROUNDWATER MONITORING REPORT  
FORMER THOMAS A. SHORT COMPANY PROPERTY  
OAKLAND, ALAMEDA COUNTY, CALIFORNIA**

May 14, 2002

Prepared for:

California Department of Transportation  
Office of Environmental Engineering  
Box 23660  
Oakland, California 94623-0660

Prepared by:

IT Corporation  
1326 North Market Boulevard  
Sacramento, California 95834

EA No.: 04-911052  
Task Order No.: 04-0911052-WB  
Contract No.: 43A0078

IT Project No.: 830714

MAY 24 2002

**FIRST QUARTER 2002 GROUNDWATER MONITORING REPORT  
FORMER THOMAS A. SHORT COMPANY PROPERTY  
OAKLAND, ALAMEDA COUNTY, CALIFORNIA**

May 14, 2002

Prepared for:

California Department of Transportation  
Office of Environmental Engineering  
Box 23660  
Oakland, California 94623-0660

Prepared by:

IT Corporation  
1326 North Market Boulevard  
Sacramento, California 95834

EA No.: 04-911052  
Task Order No.: 04-0911052-WB  
Contract No.: 43A0078

IT Project No.: 830714

## **Table of Contents**

---

List of Tables.....	1-ii
List of Figures.....	1-ii
List of Appendices.....	1-iii
1.0 Project History .....	1-1
2.0 Groundwater Sampling Event.....	2-1
2.1 Groundwater Sampling and Analytical Program.....	2-1
2.2 Quality Assurance Program .....	2-1
3.0 Monitoring Results.....	3-1
3.1 Summary.....	3-1
3.2 Analytical Results.....	3-1
3.3 Discussion of Analytical Results.....	3-2
3.4 Comparison to Risk-Based Screening Levels .....	3-3
4.0 Recommendations.....	4-1
5.0 References .....	5-1

## **List of Tables**

---

Table 1	First Quarter 2002 Groundwater Elevations
Table 2	Historical Groundwater Elevations
Table 3	First Quarter 2002 Groundwater Analytical Results – Petroleum Hydrocarbons
Table 4	First Quarter 2002 Groundwater Analytical Results – Volatile Organic Compounds
Table 5	First Quarter 2002 Groundwater Analytical Results – Heavy Metals
Table 6	Historical Groundwater Analytical Results – Petroleum Hydrocarbons
Table 7	Historical Groundwater Analytical Results – Volatile Organic Compounds
Table 8	Historical Groundwater Analytical Results – Heavy Metals

## **List of Figures**

---

Figure 1	Site Location Map
Figure 2	Monitoring Well Location Map
Figure 3	Piezometric Elevation Contour Map
Figure 4	Petroleum Hydrocarbon Concentrations

## List of Appendices

---


- Appendix A Groundwater Monitoring Procedures
- Appendix B Field Data Forms
- Appendix C Laboratory Analytical Report and Chain-of-Custody Documentation

**FIRST QUARTER 2002 GROUNDWATER MONITORING REPORT  
FORMER THOMAS A. SHORT COMPANY PROPERTY  
OAKLAND, ALAMEDA COUNTY, CALIFORNIA**

IT Corporation (IT), is pleased to submit this report for first quarterly 2002 groundwater monitoring conducted at the former Thomas A. Short Company property, Oakland, Alameda County, California. This report is submitted in accordance with Contract No. 43A0078, Task Order No. 04-911052-WB.


The material and data in this report were prepared under the supervision and direction of the undersigned and performed consistent with generally accepted professional consulting principles and practices.

IT Corporation



---

Donald P. Bransford, R.G.  
Project Manager



Distribution: Chris Wilson, Caltrans  
File 830714

## 1.0 Project History

---

The Thomas Short property (Figure 1) was purchased by Caltrans in 1994. According to a previous report on this site (Geocon, 2001), one 4,000-gallon gasoline underground storage tank (UST) and one 1,000-gallon diesel UST were located at the site. The USTs were removed in January 1993. Groundwater samples collected from monitoring well W-1 in February and October 1993, following UST removal, were reported to contain 4.6 and 3.7 milligrams per liter (mg/l) total petroleum hydrocarbons as gasoline (TPHg), respectively (Geocon, 2001).

Three additional monitoring wells were installed in November 1996. The monitoring wells were buried during construction activities before groundwater samples could be collected. The wells have subsequently not been located.

Three more monitoring wells were installed in May 2000. Groundwater was encountered at depths of approximately 3.1 to 4.7 meters (10 to 15.5 feet) BGS. The wells were sampled over three quarters. Groundwater gradients varied from southeast, southwest, and west-southwest. The most recent monitoring results from March 2001 reported TPHg at concentrations that ranged from 0.26 to 8.1 mg/l and total petroleum hydrocarbons as diesel (TPHd) at concentrations that ranged from 0.42 to 0.96 mg/l. Benzene, toluene, and ethyl benzene were detected in each of the groundwater samples collected from the three wells; xylenes were detected in one of the groundwater samples. Benzene concentrations ranged from 0.035 to 0.052 mg/l. The groundwater samples were reported to contain various other volatile organic compounds common to gasoline. Methyl tertiary butyl ether (MTBE) was not reported in the groundwater samples collected during the last monitoring event, although it was reported in previous groundwater sampling events at concentrations up to 0.007 mg/l (Geocon, 2001).

## 2.0 Groundwater Sampling Event

---

### 2.1 Groundwater Sampling and Analytical Program

Groundwater sampling for the first quarter of 2002 was conducted on January 15, 2002, by personnel of IT. This monitoring event included the collection and analysis of groundwater samples from three on-site monitoring wells. Monitoring procedures are included in Appendix A. Groundwater sample field data sheets are included in Appendix B.

Groundwater samples were analyzed by Sparger Technology, Inc. (Sparger), of Sacramento, California, a California-certified analytical laboratory. Samples were collected, retained, and transported to the laboratory using chain of custody procedures. The analyses were conducted on a normal turn-around basis in general accordance with holding times specified by the U.S. Environmental Protection Agency (EPA). The analyses were performed in general accordance with the following EPA methods listed.

<b>Matrix</b>	<b>Analyses</b>
Water	Total Petroleum Hydrocarbons as Gasoline EPA Method 8015 modified
Water	Total Petroleum Hydrocarbons as Diesel EPA Method 8015 modified
Water	Total Petroleum Hydrocarbons EPA Method 1664
Water	Fuel Oxygenate Compounds EPA Method 8260B
Water	Volatile Organic Compounds EPA Method 8260B
Water	California Assessment Manual (CAM) 17 Metals EPA 6010/7470

Samples collected for CAM 17 Metals analysis were transferred into unpreserved containers in the field. The samples were filtered and preserved at the laboratory prior to analysis.

### 2.2 Quality Assurance Program

The quality assurance (QA) program included the collection and analysis of travel blanks. These additional samples were submitted for analysis to assess potential errors introduced during transport of the groundwater samples. A trip blank was carried in the insulated chest with the groundwater samples. The trip blank consisted of three volatile organic analysis (VOA) vials filled at the laboratory with water that had been purged of volatile organic compounds. The trip blank was analyzed for TPHg, fuel oxygenate compounds, and volatile organic compounds (VOCs) in accordance with the methods listed in section 2.1. A brief assessment of the QA data is presented in this report.



The purpose of the travel blanks was to assess potential "cross contamination" of samples during storage and transport to the laboratory. During this program, one set of travel blanks was analyzed. TPHg, fuel oxygenate compounds, and VOCs were not reported present in the travel blank set at concentrations exceeding reporting limits of the analytical method used by the laboratory. Based on the results of the travel blank analysis, the groundwater samples are judged to be free of interferences which may have occurred during storage and transport to the laboratory.

### 3.0 Monitoring Results

---

The monitoring results from the groundwater samples collected during the first quarter 2002 sampling event are summarized below. Monitoring well locations are shown on Figure 2. Current and historical groundwater elevation data are presented on Tables 1 and 2. The current groundwater gradient is depicted on Figure 3. Current analytical results are summarized on Tables 3, 4, and 5, and plotted on Figure 4. Historical analytical data are presented on Tables 6, 7, and 8.

#### 3.1 Summary

Site Location:	<u>Former Thomas A. Short Company</u> <u>3430 Wood Street, Oakland, California, Figure 1</u>
Current Phase of Project:	<u>Monitoring</u>
Frequency of Monitoring:	<u>Quarterly</u>
Separate-Phase Hydrocarbons Present:	<u>None present</u>
Water Purged from Wells This Quarter:	<u>11.25 gallons (from 3 monitoring wells)</u>
Range of Depth to Groundwater:	<u>8.03 to 11.92 (feet from top of casing), Table 1</u> <u>2.4 to 3.6 (meters from top of casing)</u>
Groundwater Elevation Change Since Last Quarter:	<u>Groundwater elevations increased in all wells.</u> <u>Increases ranged from 1.13 to 1.55 feet</u> <u>0.3 to 0.5 meters</u>
Groundwater Gradient:	<u>0.011, Figure 3</u>
Groundwater Flow Direction:	<u>West, Figure 3</u>

#### 3.2 Analytical Results

Total petroleum hydrocarbons were not reported in the groundwater samples analyzed at concentrations greater than the analytical method reporting limits (Table 3). TPHg was reported by the laboratory in groundwater samples from wells MW-5 and MW-6 at concentrations ranging from 3.5 to 7.8 mg/l. TPHg was not reported in the groundwater sample from well MW-4 at concentrations above laboratory analytical method reporting limit (Table 3).

Benzene, toluene, and ethylbenzene were reported in groundwater samples collected from wells MW-4 and MW-5. The reported concentrations ranged from 0.047 to 0.063 mg/l for benzene, 0.0031 to 0.018 mg/l for toluene, and 0.018 to 0.130 mg/l for ethylbenzene. Xylenes were

reported in the groundwater samples collected from well MW-4 at a concentration of 0.0325 mg/l. Xylenes were not reported in the groundwater sample collected from wells MW-5 and MW-6. Benzene, toluene, and ethylbenzene were not reported in the groundwater sample collected from well MW-6 (Table 3).

MTBE and other fuel oxygenate compounds were not reported by the laboratory in the groundwater samples collected (Tables 3 and 4).

Volatile organic compounds (VOCs) were reported in groundwater samples collected from wells MW-4 and MW-5 (Table 4). The following VOCs and concentrations ranges were reported (in mg/l).

1,1,2-trichloroethane	0.0036	1,2-dichloroethane	0.0039
1,2-dichloropropane	0.0041	4-isopropyltoluene	0.0036
bromodichloromethane	0.0068	chloroform	0.023
isopropylbenzene	0.025 to 0.180	naphthalene	0.012 to 0.038
n-butylbenzene	0.017 to 0.021	n-propylbenzene	0.045
sec-butylbenzene	0.0051 to 0.011	tert-butylbenzene	0.016 to 0.020
trichloroethene	0.0067		

The groundwater samples were reported to contain barium and zinc (Table 5). Barium was reported in groundwater samples collected from wells MW-4, MW-5, and MW-6 at concentrations ranging from 0.092 to 0.34 mg/l. Zinc was reported in groundwater samples collected from wells MW-5 and MW-6 at concentrations of 0.020 and 0.031 mg/l.

Laboratory analytical reports and chain-of-custody documentation are included in Appendix C.

### **3.3 Discussion of Analytical Results**

Groundwater analytical results from the First Quarter 2002 sampling event are generally consistent with historical data. However, TPHg results are somewhat inconsistent compared to March 2001 data with the TPHg concentration increasing by an order of magnitude in well MW-6 and decreasing to none detected in well MW-4 (Table 6). TPHd concentrations decreased to none detected in all wells since the last monitoring event. BTEX and MTBE results are generally consistent with historical results and trends (Table 6).

VOC results are generally comparable to historical compounds and concentrations reported (Table 7). New compounds reported as a result of the January 2002 monitoring event include bromodichloromethane, chloroform, 1,2-dichloroethane, 1,2-dichloropropane, 1,1,2-trichloroethane, and trichloroethene. The analytical method reporting limits for these VOCs are lower for the current monitoring event than historical limits. The reported concentrations for

these new compounds are generally below or very close to the historical reporting limits, suggesting their detection this quarter may be a result of lower method detection limits.

Historically, groundwater samples from the site were reported to contain arsenic, barium, chromium, cobalt, copper, lead, molybdenum, nickel, selenium, silver, vanadium and zinc. Current results reported only barium and zinc. Historical results for arsenic, chromium, molybdenum, nickel, selenium, silver, and vanadium are below the current method reporting limits. The reason for the difference between current results and historical results for the remaining metals is not known. Barium and zinc results are generally comparable to historical concentrations (Table 8).

### 3.4 Comparison to Risk-Based Screening Levels

The analytical results will be compared to risk-based screening levels (RBSLs). The RBSLs (RWQCB, 2001) were developed by the Regional Water Quality Control Board, San Francisco Bay Region (RWQCB), to address environmental protection goals as set forth in the Water Quality Control Plan for the San Francisco Bay Basin (RWQCB, 1995). The RBSLs developed for groundwater that is not a current or potential drinking water resource are used for comparison to the current quarter's groundwater data.

<u>Constituent</u>	<u>RBSL (mg/l)</u>	<u>Wells with Groundwater Results Exceeding RBSL</u>
TPHg	0.500	MW-5, MW-6
benzene	0.046	MW-4, MW-5
xylenes	0.013	MW-4
naphthalene	0.024	MW-5
barium	0.0039	MW-4, MW-5, MW-6
zinc	0.023	MW-6

## 4.0 Recommendations

---

IT recommends continued groundwater monitoring to evaluate temporal changes in groundwater quality.

## 5.0 References

---

Caltrans (California Department of Transportation), 2001a, District 4, Office of Environmental Engineering, Task Order No. 04-911052-WB: dated August 2001.

IT (IT Corporation), 2001b, Work plan, groundwater monitoring, former Thomas A. Short Company property, Oakland, Alameda County, California: dated December 19, 2001.

\_\_\_\_\_, 2001c, Health and safety plan, groundwater monitoring, former Thomas A. Short Company property, Oakland, Alameda County, California: dated December 19, 2001.

Geocon (Geotechnical & Environmental Consultants), 2001, Monitoring Well Installation and Groundwater Sampling Report: Former Thomas A. Short Co. Oakland, Alameda County, California, Task Order No. 04-190270-RM, Geocon Project No. S8225-06-103: dated June 2001.

RWQCB (Regional Water Quality Control Board, San Francisco Bay Region), 1995, San Francisco Bay basin (region 2), water quality control plan: dated June 21, 1995.

\_\_\_\_\_, 2001, Application of risk-based screening levels and decision making to sites with impacted soil and groundwater; volume 1: summary tier 1 lookup tables: interim final dated December 2001.

**Table 1**  
**First Quarter 2002 Groundwater Elevations**  
Former Thomas Short Company  
Oakland, California

Well Number	Well TOC	Screened Interval (feet bgs)	Date Measured	Depth to Groundwater (feet bTOC)	Free Product	
	Elevation (feet-MSL)				Thickness (feet)	Groundwater Elevation (feet-MSL)
MW-4	8.33	5 to 15	01/15/02	8.03	0	0.30
MW-5	12.33	5 to 15	01/15/02	11.92	0	0.41
MW-6	11.49	5 to 15	01/15/02	11.58	0	-0.09

Notes:

1. MSL = Mean Sea Level
2. TOC = Top of Casing
3. bgs = below ground surface
4. bTOC = below top of casing

**Table 2**  
**Historical Groundwater Elevations**  
Former Thomas Short Company  
Oakland, California

Well Number	Well TOC Elevation (feet-MSL)	Screened Interval (feet bgs)	Date Measured	Depth to Groundwater (feet bTOC)	Free Product	Groundwater Elevation (feet-MSL)
					Thickness (feet)	
MW-4	8.33	5 to 15	06/19/00	12.71	0	-4.38
			11/27/00	11.51	0	-3.18
			03/29/01	9.58	0	-1.25
			01/15/02	8.03	0	0.30
MW-5	12.33	5 to 15	06/19/00	16.5	0	-4.17
			11/27/00	14.72	0	-2.39
			03/29/01	13.30	0	-0.97
			01/15/02	11.92	0	0.41
MW-6	11.49	5 to 15	06/19/00	15.31	0	-3.82
			11/27/00	14.09	0	-2.60
			03/29/01	12.71	0	-1.22
			01/15/02	11.58	0	-0.09

Notes:

1. MSL = Mean Sea Level
2. TOC = Top of Casing
3. bgs = below ground surface
4. bTOC = below top of casing



**Table 3**  
**First Quarter 2002 Groundwater Analytical Results**  
**Petroleum Hydrocarbons**  
 Former Thomas Short Company  
 Oakland, California

Well Number	Date Sampled	Total Petroleum Hydrocarbons	TPH as Gasoline (mg/l)	TPH as Diesel (mg/l)	Benzene (ug/l)	Toulene (ug/l)	Ethylbenzene (ug/l)	Total Xylenes (ug/l)	MTBE (ug/l)
MW-4	01/15/02	<5	<0.050	<0.050	47	18	130	32.5	<2.0
MW-5	01/15/02	<5	7.8	<0.050	63	3.1	18	<2.0	<2.0
MW-6	01/15/02	<5	3.5	<0.050	<2.0	<2.0	<2.0	<2.0	<2.0
Trip Blank	01/15/02		<0.050		<2.0	<2.0	<2.0	<2.0	<2.0

Notes:

1. TPH = Total Petroleum Hydrocarbons
2. mg/l = milligrams per liter
3. ug/l = micrograms per liter
4. "<" = not detected at concentrations above the indicated amount.

Table 4  
 First Quarter 2002 Groundwater Analytical Results  
 Volatile Organic Compounds  
 Former Thomas Short Company  
 Oakland, California

Well Number	Date Sampled	bromodichloromethane (ug/l)	n-butylbenzene (ug/l)	sec-butylbenzene (ug/l)	tert-butylbenzene (ug/l)	chloroform (ug/l)	4-chlorotoluene (ug/l)	1,2-dichloroethane (ug/l)	1,2-dichloropropane (ug/l)	isopropylbenzene (Cumene) (ug/l)	4-isopropyltoluene (ug/l)	naphthalene (ug/l)	n-propylbenzene (ug/l)	1,1,2-trichloroethane (ug/l)	trichloroethene (ug/l)	1,2,4-trimethylbenzene (ug/l)	1,3,5-trimethylbenzene (ug/l)
MW-4	01/15/02	6.8	17	11	20	23	<2.0	3.9	4.1	180	3.5	12	<2.0	3.6	6.7	<2.0	<2.0
MW-5	01/15/02	<2.0	21	5.1	16	<2.0	<2.0	3.9	<2.0	25	<2.0	38	45	<2.0	<2.0	<2.0	<2.0
MW-6	01/15/02	<2.0	<2.0	<2.0	<2.0	<2.0	<2.0	<2.0	<2.0	<2.0	<2.0	<2.0	<2.0	<2.0	<2.0	<2.0	<2.0
Trip Blank	01/15/02	<2.0	<2.0	<2.0	<2.0	<2.0	<2.0	<2.0	<2.0	<2.0	<2.0	<2.0	<2.0	<2.0	<2.0	<2.0	<2.0

Notes:

1. ug/l = micrograms per liter
2. "<" = not detected at concentrations above the indicated amount.

**Table 5**  
**First Quarter 2002 Groundwater Analytical Results**  
**Heavy Metals**  
 Former Thomas Short Company  
 Oakland, California

Boring Number	Date	Antimony	Arsenic	Barium	Beryllium	Cadmium	Chromium	Cobalt	Copper	Lead	Mercury	Molybdenum	Nickel	Selenium	Silver	Thallium	Vanadium	Zinc
MW-4	01/15/02	<0.060	<0.080	0.34	<0.0030	<0.0050	<0.010	<0.050	<0.020	<0.010	<0.00020	<0.050	<0.040	<0.10	<0.010	<0.10	<0.050	<0.015
MW-5	01/15/02	<0.060	<0.080	0.19	<0.0030	<0.0050	<0.010	<0.050	<0.020	<0.010	<0.00020	<0.050	<0.040	<0.10	<0.010	<0.10	<0.050	0.020
MW-6	01/15/02	<0.060	<0.080	0.092	<0.0030	<0.0050	<0.010	<0.050	<0.020	<0.010	<0.00020	<0.050	<0.040	<0.10	<0.010	<0.10	<0.050	0.031
Reporting Limits		0.060	0.080	0.020	0.0030	0.0050	0.010	0.050	0.020	0.010	0.00020	0.050	0.040	0.10	0.010	0.10	0.050	0.015

Notes:

1. Metals analyses conducted in general accordance with U.S. Environmental Protection Agency (EPA) Methods 6010 and 7471.
2. Concentrations reported in milligrams per liter.
3. "<" = not detected at concentrations above the indicated amount.

**Table 6**  
**Historical Groundwater Analytical Results**  
**Petroleum Hydrocarbons**  
Former Thomas Short Company  
Oakland, California

Well Number	Date Sampled	Total Petroleum Hydrocarbons	TPH as Gasoline (mg/l)	TPH as Diesel (mg/l)	Benzene (ug/l)	Toulene (ug/l)	Ethylbenzene (ug/l)	Total Xylenes (ug/l)	MTBE (ug/l)
MW-4	05/26/00		4.8	0.5	<b>122</b>	39	126	<b>24.7</b>	<0.5
	11/27/00		4.2	0.47	<b>55</b>	18	65	<b>26.3</b>	1.2
	03/29/01		8.1	0.61	<b>51</b>	23	160	<b>44.5</b>	<5.0
	01/15/02	<5	<0.050	<0.050	<b>47</b>	18	130	<b>32.5</b>	<2.0
MW-5	05/26/00		4.6	0.6	<b>98</b>	7	35	<b>44</b>	7
	11/27/00		1.7	0.45	39	2.0	3.8	6.1	1.5
	03/29/01		2.7	<b>0.96</b>	35	1.1	3.5	3.2	<5.0
	01/15/02	<5	7.8	<0.050	<b>63</b>	3.1	18	<2.0	<2.0
MW-6	05/26/00		4.4	0.4	<b>191</b>	14	110	<b>121</b>	7
	11/27/00		0.32	0.18	16	0.51	1.1	0.88	1.8
	03/29/01		0.26	0.42	<b>52</b>	0.62	1.1	<0.50	<5.0
	01/15/02	<5	3.5	<0.050	<2.0	<2.0	<2.0	<2.0	<2.0
Risk-Based Screening Levels			0.500	0.640	46	130	290	13	1,800

Notes:

1. TPH = Total Petroleum Hydrocarbons
2. mg/l = milligrams per liter
3. ug/l = micrograms per liter
4. "<" = not detected at concentrations above the indicated amount.
5. Risk-based screening levels (RBSLs) for groundwater that is not a current or potential drinking water source.
6. Bold results exceed RBSLs.

Table 7  
 Historical Groundwater Analytical Results  
 Volatile Organic Compounds  
 Former Thomas Short Company  
 Oakland, California

Well Number	Date Sampled	bromodichloromethane (ug/l)	n-butylbenzene (ug/l)	sec-butylbenzene (ug/l)	tert-butylbenzene (ug/l)	chloroform (ug/l)	4-chlorotoluene (ug/l)	1,2-dichloroethane (ug/l)	1,2-dichloropropane (ug/l)	isopropylbenzene (Cumene) (ug/l)	4-isopropyltoluene (ug/l)	naphthalene (ug/l)	n-propylbenzene (ug/l)	1,1,2-trichloroethane (ug/l)	trichloroethene (ug/l)	1,2,4-trimethylbenzene (ug/l)	1,3,5-trimethylbenzene (ug/l)
MW-4	05/26/00	<5.0	18	0.6	14	<5.0	<5.0	<5.0	<5.0	141	5	101	170	<5.0	<5.0	<5.0	12
	11/27/00	<5.0	7.3	<5.0	9.9	<5.0	<5.0	<5.0	<5.0	70	<5.0	<5.0	63	<5.0	<5.0	<5.0	<5.0
	03/29/01	<5.0	26	12	21	<5.0	<5.0	<5.0	<5.0	180	8	45	280	<5.0	<5.0	<5.0	8
	01/15/02	6.8	17	11	20	23	<2.0	3.9	4.1	180	3.6	12	<2.0	3.6	6.7	<2.0	<2.0
MW-5	05/26/00	<5.0	21	8.2	11	<5.0	<5.0	<5.0	<5.0	29	<5.0	14	31	<5.0	<5.0	96	51
	11/27/00	<5.0	<5.0	<5.0	<5.0	<5.0	<5.0	<5.0	<5.0	<5.0	<5.0	<5.0	<5.0	<5.0	<5.0	<5.0	<5.0
	03/29/01	<5.0	<5.0	<5.0	14	<5.0	<5.0	<5.0	<5.0	7.1	<5.0	15	11	<5.0	<5.0	<5.0	<5.0
	01/15/02	<2.0	21	5.1	16	<2.0	<2.0	3.9	<2.0	25	<2.0	38	45	<2.0	<2.0	<2.0	<2.0
MW-6	05/26/00	<5.0	17	<5.0	5.4	<5.0	7.4	<5.0	<5.0	25	6.6	44	36	<5.0	<5.0	149	<5.0
	11/27/00	<5.0	<5.0	<5.0	<5.0	<5.0	<5.0	<5.0	<5.0	<5.0	<5.0	<5.0	<5.0	<5.0	<5.0	<5.0	<5.0
	03/29/01	<5.0	<5.0	<5.0	<5.0	<5.0	<5.0	<5.0	<5.0	<5.0	<5.0	<5.0	<5.0	<5.0	<5.0	<5.0	<5.0
	01/15/02	<2.0	<2.0	<2.0	<2.0	<2.0	<2.0	<2.0	<2.0	<2.0	<2.0	<2.0	<2.0	<2.0	<2.0	<2.0	<2.0
Risk-Based Screening Levels		420				28		500	100			24		930	360		

Notes:

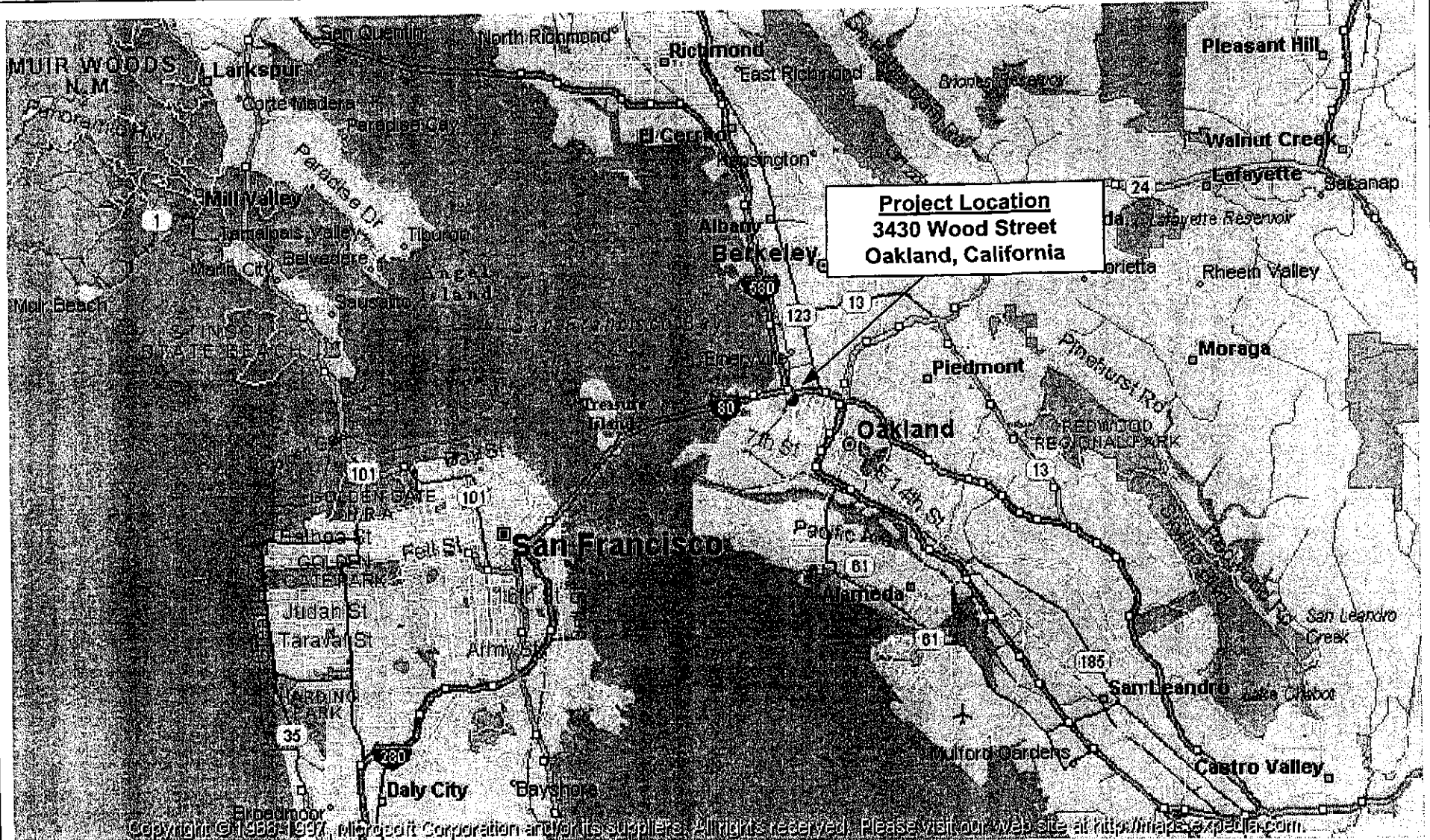
1. TPH = Total Petroleum Hydrocarbons
2. mg/l = milligrams per liter
3. ug/l = micrograms per liter
4. "<" = not detected at concentrations above the indicated amount.
5. Risk-based screening levels (RBSLs) for groundwater that is not a current or potential drinking water source.
6. Bold results exceed RBSLs.

Table 8  
**Historical Groundwater Analytical Results**  
**Heavy Metals**  
Former Thomas Short Company  
Oakland, California

Boring Number	Date	Antimony	Arsenic	Barium	Beryllium	Cadmium	Chromium	Cobalt	Copper	Lead	Mercury	Molybdenum	Nickel	Selenium	Silver	Thallium	Vanadium	Zinc
MW-4	05/26/00	--	--	--	--	--	--	--	--	0.20	--	--	--	--	--	--	--	--
	11/27/00	<0.0050	0.01	0.47	<0.0010	<0.0030	0.0032	<0.003	0.01	0.0077	<0.004	0.0064	0.030	<0.0050	0.020	<0.0050	0.0034	0.070
	03/29/01	<0.0050	0.009	0.33	<0.0010	<0.0030	<0.003	<0.003	0.010	<0.0050	<0.004	0.0060	0.0056	0.0058	0.010	<0.0050	0.003	0.020
	01/15/02	<0.060	<0.080	0.34	<0.0030	<0.0050	<0.010	<0.050	<0.020	<0.010	<0.00020	<0.050	<0.040	<0.10	<0.010	<0.10	<0.050	<0.015
MW-5	05/26/00	--	--	--	--	--	--	--	--	0.33	--	--	--	--	--	--	--	--
	11/27/00	<0.0050	0.030	1.2	<0.0010	<0.0030	0.05	0.01	0.05	0.020	<0.004	0.010	0.010	<0.0050	0.010	<0.0050	0.050	0.010
	03/29/01	<0.0050	0.010	0.20	<0.0010	<0.0030	<0.003	<0.003	0.010	<0.0050	<0.004	<0.005	0.0062	<0.0050	0.0013	<0.0050	<0.003	0.030
	01/15/02	<0.060	<0.080	0.19	<0.0030	<0.0050	<0.010	<0.050	<0.020	<0.010	<0.00020	<0.050	<0.040	<0.10	<0.010	<0.10	<0.050	0.020
MW-6	05/26/00	--	--	--	--	--	--	--	--	0.40	--	--	--	--	--	--	--	--
	11/27/00	<0.0050	0.0091	0.20	<0.0010	<0.0030	<0.003	0.0048	0.010	<0.0050	<0.004	0.010	0.040	<0.0050	0.010	<0.0050	0.0036	0.050
	03/29/01	<0.0050	0.0091	0.11	<0.0010	<0.0030	<0.003	0.0040	0.020	<0.0050	<0.004	0.0054	0.010	<0.0050	0.001	<0.0050	0.003	0.37
	01/15/02	<0.060	<0.080	0.092	<0.0030	<0.0050	<0.010	<0.050	<0.020	<0.010	<0.00020	<0.050	<0.040	<0.10	<0.010	<0.10	<0.050	0.031
Risk-Based Screening Levels		0.030	0.036	0.0039	0.0051	0.0011	0.180	0.0030	0.0031	0.0032	0.000012	0.240	0.0082	0.0050	0.00012	0.040	0.019	0.023

Notes:

1. Metals analyses conducted in general accordance with U.S. Environmental Protection Agency (EPA) Methods 6010 and 7471.
2. Concentrations reported in milligrams per liter.
3. "<" = not detected at concentrations above the indicated amount.
4. Risk-based screening levels (RBSLs) for groundwater that is not a current or potential drinking water source.
5. Bold results exceed RBSLs.



Reference:  
 Microsoft Expedia, Streets 98

Scale



Figure 1

SITE LOCATION MAP



Caltrans-Cypress GW (Thomas Short Co.)  
 Quarterly GW Monitoring  
 Task Order No.04-911052-WB

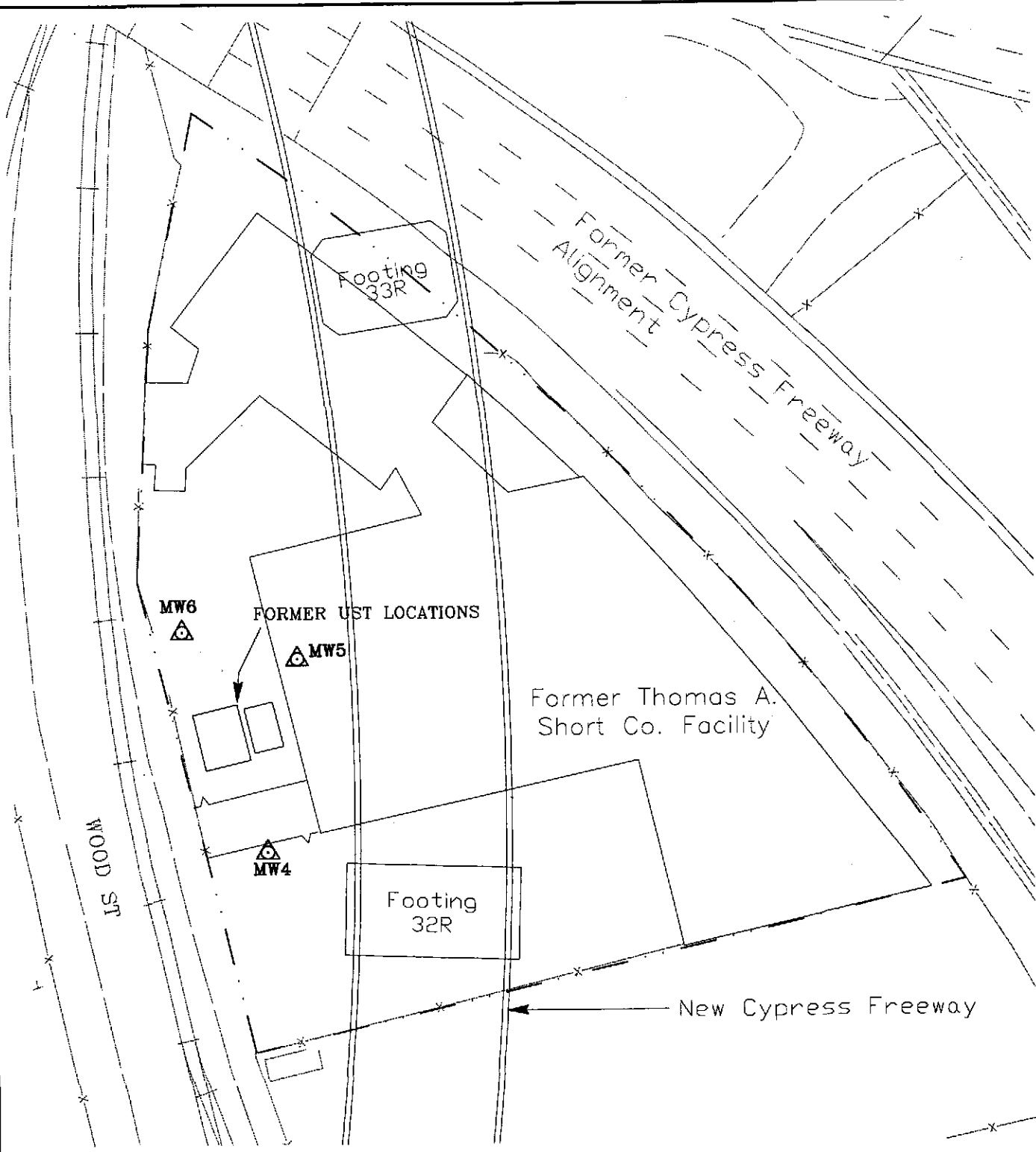
PROJECT NUMBER 823340

CHECKED BY

APPROVED BY

DPB 3/26/02

DRAWN BY



**LEGEND**

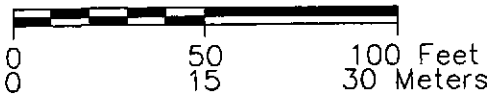


WELL LOCATION AND DESIGNATION

**Notes:**

- 1. Base map compiled from maps provided by Caltrans.
- 2. All locations and dimensions are approximate.

**SCALE**



**FIGURE 2**

**MONITORING WELL LOCATIONS**

Caltrans - Former Thomas A. Short Co. Property  
Oakland, California



**IT CORPORATION**  
A Member of  
The IT Group



PROJECT NUMBER 823340

CHECKED BY

APPROVED BY

DPB 3/26/02

DRAWN BY

WOOD ST

MW6

-0.09

FORMER UST LOCATIONS

MW5  
0.41

0.0

0.1

0.2

0.3

MW4  
0.30

Footing  
32R

**LEGEND**

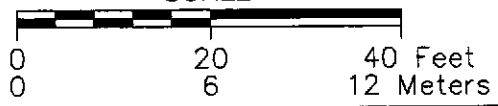


WELL LOCATION, DESIGNATION, AND GROUNDWATER ELEVATION IN FEET

**Notes:**

- 1. Base map compiled from maps provided by Caltrans.
- 2. All locations and dimensions are approximate.
- 3. Groundwater elevations reported in feet above mean sea level.

**SCALE**



**FIGURE 3**

**PIEZOMETRIC ELEVATION CONTOUR MAP**

Caltrans - Former Thomas  
A. Short Co. Property  
Oakland, California



**IT CORPORATION**  
A Member of  
The IT Group

PROJECT NUMBER  
823340

CHECKED BY

APPROVED BY

DPB  
3/26/02

DRAWN BY

WOOD ST

TPH - <5  
TPHg - 3.5  
TPHd - <0.050  
benzene - <0.0020  
toluene - <0.0020  
ethylbenzene - <0.0020  
xylenes - <0.0020  
MTBE - <0.0020

MW6



FORMER UST LOCATIONS

MW5



TPH - <5  
TPHg - 7.8  
TPHd - <0.050  
benzene - 0.063  
toluene - 0.0031  
ethylbenzene - 0.018  
xylenes - <0.0020  
MTBE - <0.0020

MW4

TPH - <5  
TPHg - <0.050  
TPHd - <0.050  
benzene - 0.047  
toluene - 0.018  
ethylbenzene - 0.130  
xylenes - 0.0325  
MTBE - <0.0020

Footing  
32R

**LEGEND**



WELL LOCATION AND DESIGNATION

**Notes:**

- 1. Base map compiled from maps provided by Caltrans.
- 2. All locations and dimensions are approximate.
- 3. Concentrations reported in milligrams per liter.

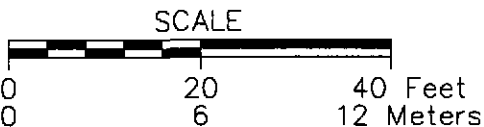


FIGURE 4

**PETROLEUM HYDROCARBON CONCENTRATIONS**

Caltrans - Former Thomas  
A. Short Co. Property  
Oakland, California



**IT CORPORATION**  
A Member of  
The IT Group

**APPENDIX A**  
**GROUNDWATER MONITORING PROCEDURES**

## **Appendix A**

### **Groundwater Monitoring Procedures**

The procedures that were used for collecting the groundwater samples are presented below.

- General safety procedures were reviewed with the field investigation staff prior to commencement of field activities.

#### **Groundwater Sampling Procedures**

- Field activities and equipment utilization were recorded on field report forms.
- Water levels within each well casing were measured to the nearest 0.01-foot and the presence of free-phase petroleum product evaluated. The water level meter was rinsed with deionized water between wells.
- Purging was conducted using dedicated, disposable, polyethylene bailers. A minimum of three well casing volumes of water was removed from each well during purging. Wells that purge dry were purged dry twice, if at least three casing volumes of water could not be removed. Well purging activities were recorded on groundwater sample collection forms.
- The temperature, conductivity, and pH of the groundwater removed during purging of the wells was monitored.
- Water removed from the wells was contained in 208-liter (55-gallon) drums. Labels were placed on the drums with the contents, date, well number, and job number recorded on the label. The drums were stored at the site pending disposal/recycling.
- All wells were purged before any of the samples were collected. Groundwater sample collection followed in the order that the wells were purged.
- Groundwater samples were collected following recovery of water levels within the wells to at least 90 percent (%) of the pre-purge levels. A water level measurement was made prior to sample collection to confirm the recovery of water levels within the wells.
- A dedicated, disposable, polyethylene bottom valve bailer was used for collection of each groundwater sample. Polyethylene bailers were discarded after each sample was collected. New nylon rope was used to lower the bailers into the wells. The nylon rope was discarded after each well.
- Groundwater samples were placed into laboratory-supplied containers containing preservatives, except samples retained for heavy metal analyses.
- Groundwater was discharged from the bailer via a bottom-emptying device. Discharge to the containers was conducted in a manner to minimize bubbling and agitation of the

liquid. The volatile organic analysis vials were filled to the top forming a meniscus to minimize the headspace.

- Groundwater samples were collected in the following order for the indicated analyses: volatile organic compounds and fuel oxygenate compounds, total petroleum hydrocarbons as gasoline, total petroleum hydrocarbons as diesel, total recoverable petroleum hydrocarbons, and heavy metals. Groundwater grab samples collected for heavy metals analyses were not filtered in the field, but were filtered at the laboratory prior to analysis.

### ***Sample Retention and Analysis Procedures***

- Chain of custody procedures, including the use of chain of custody forms, were used to document sample handling and transport from collection to delivery to the laboratory for analysis.
- The samples were placed on ice in an insulated chest overnight in the custody of an IT Corporation (IT) employee. The samples were picked up within approximately 24 hours of collection of the last sample by a courier supplied by the laboratory, or were delivered to the laboratory by IT personnel within approximately 24 hours of collection of the last sample. The samples were transported to the laboratory in a motor vehicle.
- Groundwater samples were labeled with the well number followed by the date.
- Laboratory quality assurance/quality control procedures are summarized below:
  - Method Blank Frequency = one per 20 samples
  - Matrix Spike/Matrix Spike Duplicate = one per 20 samples
  - Laboratory Control Sample/Laboratory Control Sample Duplicate = one per 20 samples

**APPENDIX B  
FIELD DATA FORMS**

**FIELD REPORT  
WATER LEVEL / FLOATING PRODUCT  
SURVEY**

IT CORPORATION  
1326 North Market Boulevard  
Sacramento, California 95834  
(916) 928-3300

PROJECT NO : 830714 / 01010000

LOCATION : 3430 Wood Street, Oakland

DATE: 1/15/02

CLIENT : Caltrans

SAMPLER : Paul Weinhardt

DAY OF WEEK: TUES.

Former Thomas Short Co. Property

WELL ID	TIME	TOTAL DEPTH (Feet)	DEPTH TO WATER (Feet)	DEPTH TO FLOATING PRODUCT (Feet)	FLOATING PRODUCT THICKNESS (Feet)	COMMENTS
MW-4	818	15.00	8.03	—	—	
MW-5	824	19.20	11.92	—	—	
MW-6	830	18.70	11.58	—	—	

Comments :

\_\_\_\_\_  
Signature



# WATER SAMPLE FIELD DATA SHEET

PROJECT NO : 830714 / 01010000

SAMPLE ID : MW-4

PURGED BY : Paul Weinhardt

CLIENT NAME : Caltrans - Former Thomas Short Co.

SAMPLED BY : Paul Weinhardt

LOCATION : 3430 Wood Street, Oakland, CA

TYPE: Groundwater  Surface Water  Leachate  Other

CASING DIAMETER (inches): 2  (.163) 3  (.367) 4  (.652) 4.5  (.826) 6  (1.47) Other  (1"- .041 / 8"-2.61)

CASING ELEVATION (feet/MSL) : _____	VOLUME IN CASING (gal.) : <u>1.18</u>
DEPTH OF WELL (feet) : <u>15.00</u>	CALCULATED PURGE (gal.) : <u>3.55</u>
DEPTH TO WATER (feet) : <u>8.03</u>	ACTUAL PURGE VOL. (gal.) : <u>3.25</u>

DATE PURGED : <u>1.15.02</u>	END PURGE : <u>851</u>
DATE SAMPLED : <u>1.15.02</u>	SAMPLING TIME : <u>935</u>

TIME (2400 HR)	VOLUME (gal.)	pH (units)	E.C. (µmhos/cm@25°C)	TEMPERATURE (°F)	COLOR (visual)	TURBIDITY (visual)
<u>845</u>	<u>1.25</u>	<u>6.83</u>	<u>2.950</u>	<u>15.300</u>	<u>Black</u>	<u>Hazy</u>
<u>848</u>	<u>2.50</u>	<u>6.82</u>	<u>3.340</u>	<u>16.00</u>	<u>Black</u>	<u>Hazy</u>
<u>851</u>	<u>3.25</u>	<u>6.83</u>	<u>3.350</u>	<u>15.40</u>	<u>Black</u>	<u>Hazy</u>

OTHER: \_\_\_\_\_ ODOR: \_\_\_\_\_

(COBALT 0-100) (NTU 0-200)

FIELD QC SAMPLES COLLECTED AT THIS WELL (i.e. FB-1, XDUP-1): \_\_\_\_\_

PURGING EQUIPMENT		* SAMPLING EQUIPMENT	
<input type="checkbox"/> 2" Bladder Pump	<input type="checkbox"/> Bailer (Teflon)	<input type="checkbox"/> 2" Bladder Pump	<input type="checkbox"/> Bailer (Teflon)
<input type="checkbox"/> Centrifugal Pump	<input type="checkbox"/> Bailer (PVC)	<input type="checkbox"/> Bomb Sampler	<input type="checkbox"/> Bailer (Stainless Steel)
<input type="checkbox"/> Submersible Pump	<input type="checkbox"/> Bailer (Stainless Steel)	<input type="checkbox"/> Dipper	<input type="checkbox"/> Submersible Pump
<input checked="" type="checkbox"/> Dispo Bailer	<input type="checkbox"/> Dedicated	<input checked="" type="checkbox"/> Dispo Bailer	<input type="checkbox"/> Dedicated
Other: _____		Other: _____	

WELL INTEGRITY: \_\_\_\_\_ LOCK: DL/PLW

REMARKS: \_\_\_\_\_

\* WELL DID NOT GO DEEP \*

\_\_\_\_\_

\_\_\_\_\_

pH, E.C., Temp. Meter Calibration: Date: \_\_\_\_\_ Time: \_\_\_\_\_ Meter Serial No.: \_\_\_\_\_

E.C. 1000 \_\_\_\_\_ / \_\_\_\_\_ pH 7 \_\_\_\_\_ / \_\_\_\_\_ pH 10 \_\_\_\_\_ / \_\_\_\_\_ pH 4 \_\_\_\_\_ / \_\_\_\_\_

Temperature °F: \_\_\_\_\_

SIGNATURE: Paul Weinhardt REVIEWED BY: [Signature] PAGE 1 OF 3





# WATER SAMPLE FIELD DATA SHEET

PROJECT NO : 830714 / 01010000

SAMPLE ID : MW-5

PURGED BY : Paul Weinhardt

CLIENT NAME : Caltrans - Former Thomas Short Co.

SAMPLED BY : Paul Weinhardt

LOCATION : 3430 Wood Street, Oakland, CA

TYPE: Groundwater  Surface Water  Leachate  Other

CASING DIAMETER (inches): 2  3  4  4.5  6  Other

(.163) (.367) (.652) (.826) (1.47) (1"- .041 / 8"-2.61)

CASING ELEVATION (feet/MSL) : \_\_\_\_\_ VOLUME IN CASING (gal.) : 1.23

DEPTH OF WELL (feet) : 19.20 CALCULATED PURGE (gal.) : 3.69

DEPTH TO WATER (feet) : 11.97 ACTUAL PURGE VOL. (gal.) : 3.75

DATE PURGED : 1.15.02 END PURGE : 909

DATE SAMPLED : 1.15.02 SAMPLING TIME : 944

TIME (2400 HR)	VOLUME (gal.)	pH (units)	E.C. (µmhos/cm@25°C)	TEMPERATURE	COLOR (visual)	TURBIDITY (visual)
<u>903</u>	<u>1.25</u>	<u>6.82</u>	<u>2.270</u>	<u>16.5<sup>oc</sup></u>	<u>cloudy</u>	<u>MOD</u>
<u>906</u>	<u>2.50</u>	<u>6.84</u>	<u>2.330</u>	<u>16.6<sup>oc</sup></u>	<u>cloudy</u>	<u>MOD</u>
<u>909</u>	<u>3.75</u>	<u>6.87</u>	<u>1.240</u>	<u>16.5<sup>oc</sup></u>	<u>cloudy</u>	<u>MOD</u>

OTHER: \_\_\_\_\_ ODOR: \_\_\_\_\_

(COBALT 0-100) (NTU 0-200)

FIELD QC SAMPLES COLLECTED AT THIS WELL ( i.e. FB-1, XDUP-1): \_\_\_\_\_

### PURGING EQUIPMENT

### SAMPLING EQUIPMENT

2" Bladder Pump       Bailer (Teflon)       2" Bladder Pump       Bailer (Teflon)  
 Centrifugal Pump       Bailer (PVC)       Bomb Sampler       Bailer (Stainless Steel)  
 Submersible Pump       Bailer (Stainless Steel)       Dipper       Submersible Pump  
 Dispo Bailer       Dedicated       Dispo Bailer       Dedicated

Other: \_\_\_\_\_ Other: \_\_\_\_\_

WELL INTEGRITY: Good LOCK: DEPTH

REMARKS: \* WELL DID NOT DRY \*

pH, E.C., Temp. Meter Calibration: Date: \_\_\_\_\_ Time: \_\_\_\_\_ Meter Serial No.: \_\_\_\_\_

E.C. 1000 \_\_\_\_\_ / \_\_\_\_\_ pH 7 \_\_\_\_\_ / \_\_\_\_\_ pH 10 \_\_\_\_\_ / \_\_\_\_\_ pH 4 \_\_\_\_\_ / \_\_\_\_\_

Temperature °F \_\_\_\_\_

SIGNATURE: Paul Weinhardt REVIEWED BY: [Signature] PAGE 2 OF 3



# WATER SAMPLE FIELD DATA SHEET

PROJECT NO : 830714 / 01010000

SAMPLE ID : MW-6

PURGED BY : Paul Weinhardt

CLIENT NAME : Caltrans - Former Thomas Short Co.

SAMPLED BY : Paul Weinhardt

LOCATION : 3430 Wood Street, Oakland, CA

TYPE: Groundwater  Surface Water  Leachate  Other

CASING DIAMETER (inches): 2  3  4  4.5  6  Other   
(.163) (.367) (.652) (.826) (1.47) (1"-0.41 / 8"-2.61)

CASING ELEVATION (feet/MSL) : \_\_\_\_\_ VOLUME IN CASING (gal.) : 1.21  
DEPTH OF WELL (feet) : 18.70 CALCULATED PURGE (gal.) : 3.63  
DEPTH TO WATER (feet) : 11.58 ACTUAL PURGE VOL. (gal.) : 3.75

DATE PURGED : 11.5.02 END PURGE : 9:23  
DATE SAMPLED : 11.5.02 SAMPLING TIME : 9:55

TIME (2400 HR)	VOLUME (gal.)	pH (units)	E.C. (umhos/cm@25°C)	TEMPERATURE (°F)	COLOR (visual)	TURBIDITY (visual)
<u>917</u>	<u>1.25</u>	<u>6.94</u>	<u>1.920</u>	<u>16.6</u>	<u>cloudy</u>	<u>MOD</u>
<u>920</u>	<u>2.5</u>	<u>6.94</u>	<u>2.150</u>	<u>16.9</u>	<u>cloudy</u>	<u>MOD</u>
<u>923</u>	<u>3.75</u>	<u>6.95</u>	<u>2.220</u>	<u>17.8</u>	<u>cloudy</u>	<u>MOD</u>

OTHER: \_\_\_\_\_ ODOR: \_\_\_\_\_  
(COBALT 0-100) (NTU 0-200)

FIELD QC SAMPLES COLLECTED AT THIS WELL (i.e. FB-1, XDUP-1): \_\_\_\_\_

### PURGING EQUIPMENT

### SAMPLING EQUIPMENT

<input type="checkbox"/> 2" Bladder Pump	<input type="checkbox"/> Bailer (Teflon)	<input type="checkbox"/> 2" Bladder Pump	<input type="checkbox"/> Bailer (Teflon)
<input type="checkbox"/> Centrifugal Pump	<input type="checkbox"/> Bailer (PVC)	<input type="checkbox"/> Bomb Sampler	<input type="checkbox"/> Bailer (Stainless Steel)
<input checked="" type="checkbox"/> Submersible Pump	<input type="checkbox"/> Bailer (Stainless Steel)	<input type="checkbox"/> Dipper	<input type="checkbox"/> Submersible Pump
<input checked="" type="checkbox"/> Dispo Bailer	<input type="checkbox"/> Dedicated	<input checked="" type="checkbox"/> Dispo Bailer	<input type="checkbox"/> Dedicated

Other: \_\_\_\_\_ Other: \_\_\_\_\_

WELL INTEGRITY: G700 LOCK: DOLPHIN

REMARKS: \_\_\_\_\_  
\_\_\_\_\_  
\_\_\_\_\_

pH, E.C., Temp. Meter Calibration: Date: \_\_\_\_\_ Time: \_\_\_\_\_ Meter Serial No.: \_\_\_\_\_

E.C. 1000 \_\_\_\_\_ / \_\_\_\_\_ pH 7 \_\_\_\_\_ / \_\_\_\_\_ pH 10 \_\_\_\_\_ / \_\_\_\_\_ pH 4 \_\_\_\_\_ / \_\_\_\_\_

Temperature °F \_\_\_\_\_

SIGNATURE: Paul Weinhardt REVIEWED BY: [Signature] PAGE 3 OF 3

**IT CORPORATION - Drum Inventory Record**

830714 / 01010000

Project No

Former Thomas Short Co. Property

3430 Wood Street, Oakland

Location

1.15.02  
Date

Caltrans

Client

Paul Weinhardt

Sampler

Tues

Day of Week

DRUM NUMBER OR ID	WELL OR SOURCE ID(s)	TYPE OF MATERIAL	AMOUNT OF MATERIAL IN DRUM	DATE ACCUMULATED OR GENERATED
#1	MW4 ~ MW6	WATER	REGAL	1.15.02

Sketch locations of drums, include drum ID's

SEE SITE MAP FOR DRUM LOCATION

*AW*

COMMENTS:

Number of Drums From This Event

1

Total Number of Drums At Site

1

**APPENDIX C  
LABORATORY ANALYTICAL REPORT  
AND CHAIN-OF-CUSTODY DOCUMENTATION**

Don Bransford  
IT Corporation  
1326 N. Market Blvd.  
Sacramento, CA 95834

---

Client           IT Corporation  
Workorder     14394     83074 Caltrans. Former Thomas  
Received

---

Service Date: 01/20/02

The samples were received in EPA specified containers. The samples were transported and received under documented chain of custody and stored at four (4) degrees C until analysis was performed.

Sparger Technology, Inc. ID Suffix Keys - These descriptors will follow the Sparger Technology, Inc. ID numbers and help identify the specific sample and clarify the report.

- DUP - Matrix Duplicate
- MS - Matrix Spike
- MSD - Matrix Spike Duplicate
- LCS - Lab Control Sample
- LCSD - Lab Control Sample Duplicate
- RPD - Relative Percent Difference
- QC - Additional Quality Control
- DIL - Results from a diluted sample
- ND - None Detected
- RL - Reporting Limit

Note: In an effort to conserve paper, the results are printed on both sides of the paper.



---

Ray James  
Laboratory Director



Environmental Laboratories

Analytical Laboratory Division  
Mobile Laboratory Division  
Scientific Division

Test Certificate of Analysis

Client ID IT Corporation  
Workorder # 14394  
Laboratory ID 14394001  
Sample ID MW-4  
Matrix Water

Workorder ID 83074 Caltrans, Former Thomas  
Sampled 01/15/02  
Received 01/15/02  
Reported 01/29/02

EPA Method 7470A Mercury - EPA 7470A

Parameter	Prep Date	Analyzed	Result	RL Units	Dilution
Mercury	01/17/02	01/18/02	ND	0.00020 mg/L	1:1

**Test Certificate of Analysis**

Client ID IT Corporation  
 Workorder # 14394  
 Laboratory ID 14394001  
 Sample ID MW-4  
 Matrix Water

Workorder ID 83074 Caltrans, Former Thomas  
 Sampled 01/15/02  
 Received 01/15/02  
 Reported 01/29/02

**8260B Oxygenates - 8260B**

Parameter	Prep Date	Analyzed	Result	RL Units	Dilution
Tertiary butanol	01/28/02	01/28/02	ND	10 ug/L	1:1
Methyl-tert-butyl-ether	01/28/02	01/28/02	ND	2.0 ug/L	1:1
Di-isopropyl ether	01/28/02	01/28/02	ND	5.0 ug/L	1:1
Ethyl tert-butyl ether	01/28/02	01/28/02	ND	5.0 ug/L	1:1
Tertiaryamyl methylether	01/28/02	01/28/02	ND	5.0 ug/L	1:1
<b>Surrogates</b>	<b>Result</b>	<b>Recovery</b>	<b>Limits</b>		
Dibromodifluoromethane	35.9 ug/L	72 %	(76 - 135)		



Environmental Laboratories

Analytical Laboratory Division  
 Mobile Laboratory Division  
 Scientific Division

Test Certificate of Analysis

Client ID IT Corporation  
 Workorder # 14394  
 Laboratory ID 14394001  
 Sample ID MW-4  
 Matrix Water

Workorder ID 83074 Caltrans, Former Thomas  
 Sampled 01/15/02  
 Received 01/15/02  
 Reported 01/29/02

8260B GC/MS Volatiles - 8260B

Parameter	Prep Date	Analyzed	Result	RL Units	Dilution
Dichlorodifluoromethane	01/28/02	01/28/02	ND	2.0 ug/L	1:1
Chloromethane	01/28/02	01/28/02	ND	2.0 ug/L	1:1
Vinyl chloride	01/28/02	01/28/02	ND	2.0 ug/L	1:1
Bromomethane	01/28/02	01/28/02	ND	2.0 ug/L	1:1
Chloroethane	01/28/02	01/28/02	ND	2.0 ug/L	1:1
Trichlorofluoromethane	01/28/02	01/28/02	ND	2.0 ug/L	1:1
Acrolein	01/28/02	01/28/02	ND	2.0 ug/L	1:1
1,1-Dichloroethene	01/28/02	01/28/02	ND	2.0 ug/L	1:1
Acetone	01/28/02	01/28/02	ND	2.0 ug/L	1:1
Methyl iodide	01/28/02	01/28/02	ND	2.0 ug/L	1:1
Carbon disulfide	01/28/02	01/28/02	ND	2.0 ug/L	1:1
Dichloromethane	01/28/02	01/28/02	ND	2.0 ug/L	1:1
Acrylonitrile	01/28/02	01/28/02	ND	2.0 ug/L	1:1
trans-1,2-Dichloroethene	01/28/02	01/28/02	ND	2.0 ug/L	1:1
1,1-Dichloroethane	01/28/02	01/28/02	ND	2.0 ug/L	1:1
Vinyl acetate	01/28/02	01/28/02	ND	2.0 ug/L	1:1
cis-1,2-Dichloroethene	01/28/02	01/28/02	ND	2.0 ug/L	1:1
2-Butanone (MEK)	01/28/02	01/28/02	ND	2.0 ug/L	1:1
Bromochloromethane	01/28/02	01/28/02	ND	2.0 ug/L	1:1
<b>Chloroform</b>	<b>01/28/02</b>	<b>01/28/02</b>	<b>23</b>	<b>2.0 ug/L</b>	<b>1:1</b>
2,2-dichloropropane	01/28/02	01/28/02	ND	2.0 ug/L	1:1
1,1,1-Trichloroethane	01/28/02	01/28/02	ND	2.0 ug/L	1:1
1,1-dichloropropane	01/28/02	01/28/02	ND	2.0 ug/L	1:1
Carbon tetrachloride	01/28/02	01/28/02	ND	2.0 ug/L	1:1
<b>Benzene</b>	<b>01/28/02</b>	<b>01/28/02</b>	<b>47</b>	<b>2.0 ug/L</b>	<b>1:1</b>
<b>1,2-Dichloroethane</b>	<b>01/28/02</b>	<b>01/28/02</b>	<b>3.9</b>	<b>2.0 ug/L</b>	<b>1:1</b>
Dibromomethane	01/28/02	01/28/02	ND	2.0 ug/L	1:1
<b>Bromodichloromethane</b>	<b>01/28/02</b>	<b>01/28/02</b>	<b>6.8</b>	<b>2.0 ug/L</b>	<b>1:1</b>
<b>1,2-Dichloropropane</b>	<b>01/28/02</b>	<b>01/28/02</b>	<b>4.1</b>	<b>2.0 ug/L</b>	<b>1:1</b>
<b>Trichloroethene</b>	<b>01/28/02</b>	<b>01/28/02</b>	<b>6.7</b>	<b>2.0 ug/L</b>	<b>1:1</b>
2-Chloroethylvinyl ether	01/28/02	01/28/02	ND	2.0 ug/L	1:1
cis-1,3-Dichloropropene	01/28/02	01/28/02	ND	2.0 ug/L	1:1



Test Certificate of Analysis

Client ID IT Corporation  
Workorder # 14394  
Laboratory ID 14394001  
Sample ID MW-4  
Matrix Water

Workorder ID 83074 Caltrans, Former Thomas  
Sampled 01/15/02  
Received 01/15/02  
Reported 01/29/02

8260B GC/MS Volatiles - 8260B (continued)

Parameter	Prep Date	Analyzed	Result	RL	Units	Dilution
4-Methyl-2-pentanone	01/28/02	01/28/02	ND	2.0	ug/L	1:1
trans-1,3-Dichloropropene	01/28/02	01/28/02	ND	2.0	ug/L	1:1
<b>1,1,2-Trichloroethane</b>	<b>01/28/02</b>	<b>01/28/02</b>	<b>3.6</b>	<b>2.0</b>	<b>ug/L</b>	<b>1:1</b>
<b>Toluene</b>	<b>01/28/02</b>	<b>01/28/02</b>	<b>18</b>	<b>2.0</b>	<b>ug/L</b>	<b>1:1</b>
1,2-Dibromoethane (EDB)	01/28/02	01/28/02	ND	2.0	ug/L	1:1
1,3-Dichloropropane	01/28/02	01/28/02	ND	2.0	ug/L	1:1
2-Hexanone	01/28/02	01/28/02	ND	2.0	ug/L	1:1
Dibromochloromethane	01/28/02	01/28/02	ND	2.0	ug/L	1:1
Tetrachloroethene	01/28/02	01/28/02	ND	2.0	ug/L	1:1
1,1,1,2-Tetrachloroethane	01/28/02	01/28/02	ND	2.0	ug/L	1:1
Chlorobenzene	01/28/02	01/28/02	ND	2.0	ug/L	1:1
<b>Ethylbenzene</b>	<b>01/28/02</b>	<b>01/28/02</b>	<b>130</b>	<b>2.0</b>	<b>ug/L</b>	<b>1:1</b>
<b>M+P-Xylene</b>	<b>01/28/02</b>	<b>01/28/02</b>	<b>30</b>	<b>2.0</b>	<b>ug/L</b>	<b>1:1</b>
Bromoform	01/28/02	01/28/02	ND	2.0	ug/L	1:1
Styrene	01/28/02	01/28/02	ND	2.0	ug/L	1:1
<b>o-Xylene</b>	<b>01/28/02</b>	<b>01/28/02</b>	<b>2.5</b>	<b>2.0</b>	<b>ug/L</b>	<b>1:1</b>
1,1,2,2-Tetrachloroethane	01/28/02	01/28/02	ND	2.0	ug/L	1:1
1,2,3-Trichloropropane	01/28/02	01/28/02	ND	2.0	ug/L	1:1
<b>Isopropylbenzene (Cumene)</b>	<b>01/28/02</b>	<b>01/28/02</b>	<b>180</b>	<b>2.0</b>	<b>ug/L</b>	<b>1:1</b>
Bromobenzene	01/28/02	01/28/02	ND	2.0	ug/L	1:1
n-Propylbenzene	01/28/02	01/28/02	ND	2.0	ug/L	1:1
2-Chlorotoluene	01/28/02	01/28/02	ND	2.0	ug/L	1:1
4-Chlorotoluene	01/28/02	01/28/02	ND	2.0	ug/L	1:1
1,3,5-Trimethylbenzene	01/28/02	01/28/02	ND	2.0	ug/L	1:1
<b>tert-Butylbenzene</b>	<b>01/28/02</b>	<b>01/28/02</b>	<b>20</b>	<b>2.0</b>	<b>ug/L</b>	<b>1:1</b>
1,2,4-Trimethylbenzene	01/28/02	01/28/02	ND	2.0	ug/L	1:1
<b>sec-Butylbenzene</b>	<b>01/28/02</b>	<b>01/28/02</b>	<b>11</b>	<b>2.0</b>	<b>ug/L</b>	<b>1:1</b>
1,3-Dichlorobenzene	01/28/02	01/28/02	ND	2.0	ug/L	1:1
1,4-Dichlorobenzene	01/28/02	01/28/02	ND	2.0	ug/L	1:1
<b>4-Isopropyltoluene</b>	<b>01/28/02</b>	<b>01/28/02</b>	<b>3.6</b>	<b>2.0</b>	<b>ug/L</b>	<b>1:1</b>
1,2-Dichlorobenzene	01/28/02	01/28/02	ND	2.0	ug/L	1:1
<b>n-Butylbenzene</b>	<b>01/28/02</b>	<b>01/28/02</b>	<b>17</b>	<b>2.0</b>	<b>ug/L</b>	<b>1:1</b>

Test Certificate of Analysis

Client ID IT Corporation  
Workorder # 14394  
Laboratory ID 14394001  
Sample ID MW-4  
Matrix Water

Workorder ID 83074 Caltrans, Former Thomas  
Sampled 01/15/02  
Received 01/15/02  
Reported 01/29/02

8260B GC/MS Volatiles - 8260B (continued)

Parameter	Prep Date	Analyzed	Result	RL Units	Dilution
1,2-Dibromo-3-chloropropane	01/28/02	01/28/02	ND	2.0 ug/L	1:1
1,2,4-Trichlorobenzene	01/28/02	01/28/02	ND	2.0 ug/L	1:1
<b>Naphthalene</b>	<b>01/28/02</b>	<b>01/28/02</b>	<b>12</b>	<b>2.0 ug/L</b>	<b>1:1</b>
Hexachlorobutadiene	01/28/02	01/28/02	ND	2.0 ug/L	1:1
1,2,3-Trichlorobenzene	01/28/02	01/28/02	ND	2.0 ug/L	1:1
<b>Surrogates</b>					
1,2-Dichloroethane-d4			39 ug/L		
Toluene d8			58.9 ug/L		
4-Bromofluorobenzene			60.7 ug/L		
			<b>Recovery</b>		
			78 %		
			118 %		
			121 %		
			<b>Limits</b>		
			(76 - 135)		
			(88 - 118)		
			(86 - 121)		

Test Certificate of Analysis

Client ID IT Corporation  
Workorder # 14394  
Laboratory ID 14394001  
Sample ID MW-4  
Matrix Water

Workorder ID 83074 Caltrans, Former Thomas  
Sampled 01/15/02  
Received 01/15/02  
Reported 01/29/02

Metals, CAM16 - 6010B

Parameter	Prep Date	Analyzed	Result	RL Units	Dilution
Antimony	01/16/02	01/17/02	ND	0.060 mg/L	1:1
Arsenic	01/16/02	01/17/02	ND	0.080 mg/L	1:1
<b>Barium</b>	<b>01/16/02</b>	<b>01/17/02</b>	<b>0.34</b>	<b>0.020 mg/L</b>	<b>1:1</b>
Beryllium	01/16/02	01/17/02	ND	0.0030 mg/L	1:1
Cadmium	01/16/02	01/17/02	ND	0.0050 mg/L	1:1
Chromium	01/16/02	01/17/02	ND	0.010 mg/L	1:1
Cobalt	01/16/02	01/17/02	ND	0.050 mg/L	1:1
Copper	01/16/02	01/17/02	ND	0.020 mg/L	1:1
Lead	01/16/02	01/17/02	ND	0.010 mg/L	1:1
Molybdenum	01/16/02	01/17/02	ND	0.050 mg/L	1:1
Nickel	01/16/02	01/17/02	ND	0.040 mg/L	1:1
Selenium	01/16/02	01/17/02	ND	0.10 mg/L	1:1
Silver	01/16/02	01/17/02	ND	0.010 mg/L	1:1
Thallium	01/16/02	01/17/02	ND	0.10 mg/L	1:1
Vanadium	01/16/02	01/17/02	ND	0.050 mg/L	1:1
Zinc	01/16/02	01/17/02	ND	0.015 mg/L	1:1



Analytical Laboratory Division  
Mobile Laboratory Division  
Scientific Division

**Test Certificate of Analysis**

**Client ID** IT Corporation  
**Workorder #** 14394  
**Laboratory ID** 14394002  
**Sample ID** MW-5  
**Matrix** Water

**Workorder ID** 83074 Caltrans, Former Thomas  
**Sampled** 01/15/02  
**Received** 01/15/02  
**Reported** 01/29/02

---

**EPA Method 7470A Mercury - EPA 7470A**

Parameter	Prep Date	Analyzed	Result	RL Units	Dilution
Mercury	01/17/02	01/18/02	ND	0.00020 mg/L	1:1

Test Certificate of Analysis

Client ID IT Corporation  
 Workorder # 14394  
 Laboratory ID 14394002  
 Sample ID MW-5  
 Matrix Water

Workorder ID 83074 Caltrans, Former Thomas  
 Sampled 01/15/02  
 Received 01/15/02  
 Reported 01/29/02

8260B Oxygenates - 8260B

Parameter	Prep Date	Analyzed	Result	RL Units	Dilution
Tertiary butanol	01/28/02	01/28/02	ND	10 ug/L	1:1
Methyl-tert-butyl-ether	01/28/02	01/28/02	ND	2.0 ug/L	1:1
Di-isopropyl ether	01/28/02	01/28/02	ND	5.0 ug/L	1:1
Ethyl tert-butyl ether	01/28/02	01/28/02	ND	5.0 ug/L	1:1
Tertiaryamyl methylether	01/28/02	01/28/02	ND	5.0 ug/L	1:1

Surrogates	Result	Recovery	Limits
Dibromodifluoromethane	43.6 ug/L	87 %	(76 - 135)

Test Certificate of Analysis

Client ID IT Corporation  
Workorder # 14394  
Laboratory ID 14394002  
Sample ID MW-5  
Matrix Water

Workorder ID 83074 Caltrans, Former Thomas  
Sampled 01/15/02  
Received 01/15/02  
Reported 01/29/02

8260B GC/MS Volatiles - 8260B

Parameter	Prep Date	Analyzed	Result	RL Units	Dilution
Dichlorodifluoromethane	01/28/02	01/28/02	ND	2.0 ug/L	1:1
Chloromethane	01/28/02	01/28/02	ND	2.0 ug/L	1:1
Vinyl chloride	01/28/02	01/28/02	ND	2.0 ug/L	1:1
Bromomethane	01/28/02	01/28/02	ND	2.0 ug/L	1:1
Chloroethane	01/28/02	01/28/02	ND	2.0 ug/L	1:1
Trichlorofluoromethane	01/28/02	01/28/02	ND	2.0 ug/L	1:1
Acrolein	01/28/02	01/28/02	ND	2.0 ug/L	1:1
1,1-Dichloroethene	01/28/02	01/28/02	ND	2.0 ug/L	1:1
Acetone	01/28/02	01/28/02	ND	2.0 ug/L	1:1
Methyl iodide	01/28/02	01/28/02	ND	2.0 ug/L	1:1
Carbon disulfide	01/28/02	01/28/02	ND	2.0 ug/L	1:1
Dichloromethane	01/28/02	01/28/02	ND	2.0 ug/L	1:1
Acrylonitrile	01/28/02	01/28/02	ND	2.0 ug/L	1:1
trans-1,2-Dichloroethene	01/28/02	01/28/02	ND	2.0 ug/L	1:1
1,1-Dichloroethane	01/28/02	01/28/02	ND	2.0 ug/L	1:1
Vinyl acetate	01/28/02	01/28/02	ND	2.0 ug/L	1:1
cis-1,2-Dichloroethene	01/28/02	01/28/02	ND	2.0 ug/L	1:1
2-Butanone (MEK)	01/28/02	01/28/02	ND	2.0 ug/L	1:1
Bromochloromethane	01/28/02	01/28/02	ND	2.0 ug/L	1:1
Chloroform	01/28/02	01/28/02	ND	2.0 ug/L	1:1
2,2-dichloropropane	01/28/02	01/28/02	ND	2.0 ug/L	1:1
1,1,1-Trichloroethane	01/28/02	01/28/02	ND	2.0 ug/L	1:1
1,1-dichloropropane	01/28/02	01/28/02	ND	2.0 ug/L	1:1
Carbon tetrachloride	01/28/02	01/28/02	ND	2.0 ug/L	1:1
<b>Benzene</b>	<b>01/28/02</b>	<b>01/28/02</b>	<b>63</b>	<b>2.0 ug/L</b>	<b>1:1</b>
<b>1,2-Dichloroethane</b>	<b>01/28/02</b>	<b>01/28/02</b>	<b>3.9</b>	<b>2.0 ug/L</b>	<b>1:1</b>
Dibromomethane	01/28/02	01/28/02	ND	2.0 ug/L	1:1
Bromodichloromethane	01/28/02	01/28/02	ND	2.0 ug/L	1:1
1,2-Dichloropropane	01/28/02	01/28/02	ND	2.0 ug/L	1:1
Trichloroethene	01/28/02	01/28/02	ND	2.0 ug/L	1:1
2-Chloroethylvinyl ether	01/28/02	01/28/02	ND	2.0 ug/L	1:1
cis-1,3-Dichloropropene	01/28/02	01/28/02	ND	2.0 ug/L	1:1

Test Certificate of Analysis

Client ID IT Corporation  
Workorder # 14394  
Laboratory ID 14394002  
Sample ID MW-5  
Matrix Water

Workorder ID 83074 Caltrans, Former Thomas  
Sampled 01/15/02  
Received 01/15/02  
Reported 01/29/02

8260B GC/MS Volatiles - 8260B (continued)

Parameter	Prep Date	Analyzed	Result	RL Units	Dilution
4-Methyl-2-pentanone	01/28/02	01/28/02	ND	2.0 ug/L	1:1
trans-1,3-Dichloropropene	01/28/02	01/28/02	ND	2.0 ug/L	1:1
1,1,2-Trichloroethane	01/28/02	01/28/02	ND	2.0 ug/L	1:1
<b>Toluene</b>	<b>01/28/02</b>	<b>01/28/02</b>	<b>3.1</b>	<b>2.0 ug/L</b>	<b>1:1</b>
1,2-Dibromoethane (EDB)	01/28/02	01/28/02	ND	2.0 ug/L	1:1
1,3-Dichloropropane	01/28/02	01/28/02	ND	2.0 ug/L	1:1
2-Hexanone	01/28/02	01/28/02	ND	2.0 ug/L	1:1
Dibromochloromethane	01/28/02	01/28/02	ND	2.0 ug/L	1:1
Tetrachloroethene	01/28/02	01/28/02	ND	2.0 ug/L	1:1
1,1,1,2-Tetrachloroethane	01/28/02	01/28/02	ND	2.0 ug/L	1:1
Chlorobenzene	01/28/02	01/28/02	ND	2.0 ug/L	1:1
<b>Ethylbenzene</b>	<b>01/28/02</b>	<b>01/28/02</b>	<b>18</b>	<b>2.0 ug/L</b>	<b>1:1</b>
m+p-Xylene	01/28/02	01/28/02	ND	2.0 ug/L	1:1
Bromoform	01/28/02	01/28/02	ND	2.0 ug/L	1:1
Styrene	01/28/02	01/28/02	ND	2.0 ug/L	1:1
o-Xylene	01/28/02	01/28/02	ND	2.0 ug/L	1:1
1,1,2,2-Tetrachloroethane	01/28/02	01/28/02	ND	2.0 ug/L	1:1
1,2,3-Trichloropropane	01/28/02	01/28/02	ND	2.0 ug/L	1:1
<b>Isopropylbenzene (Cumene)</b>	<b>01/28/02</b>	<b>01/28/02</b>	<b>25</b>	<b>2.0 ug/L</b>	<b>1:1</b>
Bromobenzene	01/28/02	01/28/02	ND	2.0 ug/L	1:1
<b>n-Propylbenzene</b>	<b>01/28/02</b>	<b>01/28/02</b>	<b>45</b>	<b>2.0 ug/L</b>	<b>1:1</b>
2-Chlorotoluene	01/28/02	01/28/02	ND	2.0 ug/L	1:1
4-Chlorotoluene	01/28/02	01/28/02	ND	2.0 ug/L	1:1
1,3,5-Trimethylbenzene	01/28/02	01/28/02	ND	2.0 ug/L	1:1
<b>tert-Butylbenzene</b>	<b>01/28/02</b>	<b>01/28/02</b>	<b>16</b>	<b>2.0 ug/L</b>	<b>1:1</b>
1,2,4-Trimethylbenzene	01/28/02	01/28/02	ND	2.0 ug/L	1:1
<b>sec-Butylbenzene</b>	<b>01/28/02</b>	<b>01/28/02</b>	<b>5.1</b>	<b>2.0 ug/L</b>	<b>1:1</b>
1,3-Dichlorobenzene	01/28/02	01/28/02	ND	2.0 ug/L	1:1
1,4-Dichlorobenzene	01/28/02	01/28/02	ND	2.0 ug/L	1:1
4-Isopropyltoluene	01/28/02	01/28/02	ND	2.0 ug/L	1:1
1,2-Dichlorobenzene	01/28/02	01/28/02	ND	2.0 ug/L	1:1
<b>n-Butylbenzene</b>	<b>01/28/02</b>	<b>01/28/02</b>	<b>21</b>	<b>2.0 ug/L</b>	<b>1:1</b>

Test Certificate of Analysis

**Client ID** IT Corporation  
**Workorder #** 14394  
**Laboratory ID** 14394002  
**Sample ID** MW-5  
**Matrix** Water

**Workorder ID** 83074 Caltrans, Former Thomas  
**Sampled** 01/15/02  
**Received** 01/15/02  
**Reported** 01/29/02

8260B GC/MS Volatiles - 8260B (continued)

Parameter	Prep Date	Analyzed	Result	RL Units	Dilution
1,2-Dibromo-3-chloropropane	01/28/02	01/28/02	ND	2.0 ug/L	1:1
1,2,4-Trichlorobenzene	01/28/02	01/28/02	ND	2.0 ug/L	1:1
<b>Naphthalene</b>	<b>01/28/02</b>	<b>01/28/02</b>	<b>38</b>	<b>2.0 ug/L</b>	<b>1:1</b>
Hexachlorobutadiene	01/28/02	01/28/02	ND	2.0 ug/L	1:1
1,2,3-Trichlorobenzene	01/28/02	01/28/02	ND	2.0 ug/L	1:1

Surrogates	Result	Recovery	Limits
1,2-Dichloroethane-d4	47 ug/L	94 %	(76 - 135)
Toluene d8	56.9 ug/L	114 %	(88 - 118)
4-Bromofluorobenzene	64.6 ug/L	129 %	(86 - 121)



Test Certificate of Analysis

Client ID IT Corporation  
Workorder # 14394  
Laboratory ID 14394002  
Sample ID MW-5  
Matrix Water

Workorder ID 83074 Caltrans, Former Thomas  
Sampled 01/15/02  
Received 01/15/02  
Reported 01/29/02

Metals, CAM16 - 6010B

Parameter	Prep Date	Analyzed	Result	RL Units	Dilution
Antimony	01/16/02	01/17/02	ND	0.060 mg/L	1:1
Arsenic	01/16/02	01/17/02	ND	0.080 mg/L	1:1
<b>Barium</b>	<b>01/16/02</b>	<b>01/17/02</b>	<b>0.19</b>	<b>0.020 mg/L</b>	<b>1:1</b>
Beryllium	01/16/02	01/17/02	ND	0.0030 mg/L	1:1
Cadmium	01/16/02	01/17/02	ND	0.0050 mg/L	1:1
Chromium	01/16/02	01/17/02	ND	0.010 mg/L	1:1
Cobalt	01/16/02	01/17/02	ND	0.050 mg/L	1:1
Copper	01/16/02	01/17/02	ND	0.020 mg/L	1:1
Lead	01/16/02	01/17/02	ND	0.010 mg/L	1:1
Molybdenum	01/16/02	01/17/02	ND	0.050 mg/L	1:1
Nickel	01/16/02	01/17/02	ND	0.040 mg/L	1:1
Selenium	01/16/02	01/17/02	ND	0.10 mg/L	1:1
Silver	01/16/02	01/17/02	ND	0.010 mg/L	1:1
Thallium	01/16/02	01/17/02	ND	0.10 mg/L	1:1
Vanadium	01/16/02	01/17/02	ND	0.050 mg/L	1:1
<b>Zinc</b>	<b>01/16/02</b>	<b>01/17/02</b>	<b>0.020</b>	<b>0.015 mg/L</b>	<b>1:1</b>

**Test Certificate of Analysis**

**Client ID** IT Corporation  
**Workorder #** 14394  
**Laboratory ID** 14394003  
**Sample ID** MW-6  
**Matrix** Water

**Workorder ID** 83074 Caltrans, Former Thomas  
**Sampled** 01/15/02  
**Received** 01/15/02  
**Reported** 01/29/02

**EPA Method 7470A Mercury - EPA 7470A**

Parameter	Prep Date	Analyzed	Result	RL Units	Dilutio
Mercury	01/17/02	01/18/02	ND	0.00020 mg/L	1:1

Test Certificate of Analysis

Client ID IT Corporation  
 Workorder # 14394  
 Laboratory ID 14394003  
 Sample ID MW-6  
 Matrix Water

Workorder ID 83074 Caltrans, Former Thomas  
 Sampled 01/15/02  
 Received 01/15/02  
 Reported 01/29/02

8260B Oxygenates - 8260B

Parameter	Prep Date	Analyzed	Result	RL Units	Dilution
Tertiary butanol	01/28/02	01/28/02	ND	10 ug/L	1:1
Methyl-tert-butyl-ether	01/28/02	01/28/02	ND	2.0 ug/L	1:1
Di-isopropyl ether	01/28/02	01/28/02	ND	5.0 ug/L	1:1
Ethyl tert-butyl ether	01/28/02	01/28/02	ND	5.0 ug/L	1:1
Tertiaryamyl methylether	01/28/02	01/28/02	ND	5.0 ug/L	1:1

Surrogates	Result	Recovery	Limits
Dibromodifluoromethane	46 ug/L	92 %	(76 - 135)

Test Certificate of Analysis

Client ID IT Corporation  
 Workorder # 14394  
 Laboratory ID 14394003  
 Sample ID MW-6  
 Matrix Water

Workorder ID 83074 Caltrans, Former Thomas  
 Sampled 01/15/02  
 Received 01/15/02  
 Reported 01/29/02

8260B GC/MS Volatiles - 8260B

Parameter	Prep Date	Analyzed	Result	RL Units	Dilution
Dichlorodifluoromethane	01/28/02	01/28/02	ND	2.0 ug/L	1:1
Chloromethane	01/28/02	01/28/02	ND	2.0 ug/L	1:1
Vinyl chloride	01/28/02	01/28/02	ND	2.0 ug/L	1:1
Bromomethane	01/28/02	01/28/02	ND	2.0 ug/L	1:1
Chloroethane	01/28/02	01/28/02	ND	2.0 ug/L	1:1
Trichlorofluoromethane	01/28/02	01/28/02	ND	2.0 ug/L	1:1
Acrolein	01/28/02	01/28/02	ND	2.0 ug/L	1:1
1,1-Dichloroethene	01/28/02	01/28/02	ND	2.0 ug/L	1:1
Acetone	01/28/02	01/28/02	ND	2.0 ug/L	1:1
Methyl iodide	01/28/02	01/28/02	ND	2.0 ug/L	1:1
Carbon disulfide	01/28/02	01/28/02	ND	2.0 ug/L	1:1
Dichloromethane	01/28/02	01/28/02	ND	2.0 ug/L	1:1
Acrylonitrile	01/28/02	01/28/02	ND	2.0 ug/L	1:1
trans-1,2-Dichloroethene	01/28/02	01/28/02	ND	2.0 ug/L	1:1
1,1-Dichloroethane	01/28/02	01/28/02	ND	2.0 ug/L	1:1
Vinyl acetate	01/28/02	01/28/02	ND	2.0 ug/L	1:1
cis-1,2-Dichloroethene	01/28/02	01/28/02	ND	2.0 ug/L	1:1
2-Butanone (MEK)	01/28/02	01/28/02	ND	2.0 ug/L	1:1
Bromochloromethane	01/28/02	01/28/02	ND	2.0 ug/L	1:1
Chloroform	01/28/02	01/28/02	ND	2.0 ug/L	1:1
2,2-dichloropropane	01/28/02	01/28/02	ND	2.0 ug/L	1:1
1,1,1-Trichloroethane	01/28/02	01/28/02	ND	2.0 ug/L	1:1
1,1-dichloropropane	01/28/02	01/28/02	ND	2.0 ug/L	1:1
Carbon tetrachloride	01/28/02	01/28/02	ND	2.0 ug/L	1:1
Benzene	01/28/02	01/28/02	ND	2.0 ug/L	1:1
1,2-Dichloroethane	01/28/02	01/28/02	ND	2.0 ug/L	1:1
Dibromomethane	01/28/02	01/28/02	ND	2.0 ug/L	1:1
Bromodichloromethane	01/28/02	01/28/02	ND	2.0 ug/L	1:1
1,2-Dichloropropane	01/28/02	01/28/02	ND	2.0 ug/L	1:1
Trichloroethene	01/28/02	01/28/02	ND	2.0 ug/L	1:1
2-Chloroethylvinyl ether	01/28/02	01/28/02	ND	2.0 ug/L	1:1
cis-1,3-Dichloropropene	01/28/02	01/28/02	ND	2.0 ug/L	1:1

Test Certificate of Analysis

Client ID IT Corporation  
Workorder # 14394  
Laboratory ID 14394003  
Sample ID MW-6  
Matrix Water

Workorder ID 83074 Caltrans, Former Thomas  
Sampled 01/15/02  
Received 01/15/02  
Reported 01/29/02

8260B GC/MS Volatiles - 8260B (continued)

Parameter	Prep Date	Analyzed	Result	RL Units	Dilution
4-Methyl-2-pentanone	01/28/02	01/28/02	ND	2.0 ug/L	1:1
trans-1,3-Dichloropropene	01/28/02	01/28/02	ND	2.0 ug/L	1:1
1,1,2-Trichloroethane	01/28/02	01/28/02	ND	2.0 ug/L	1:1
Toluene	01/28/02	01/28/02	ND	2.0 ug/L	1:1
1,2-Dibromoethane (EDB)	01/28/02	01/28/02	ND	2.0 ug/L	1:1
1,3-Dichloropropane	01/28/02	01/28/02	ND	2.0 ug/L	1:1
2-Hexanone	01/28/02	01/28/02	ND	2.0 ug/L	1:1
Dibromochloromethane	01/28/02	01/28/02	ND	2.0 ug/L	1:1
Tetrachloroethene	01/28/02	01/28/02	ND	2.0 ug/L	1:1
1,1,1,2-Tetrachloroethane	01/28/02	01/28/02	ND	2.0 ug/L	1:1
Chlorobenzene	01/28/02	01/28/02	ND	2.0 ug/L	1:1
Ethylbenzene	01/28/02	01/28/02	ND	2.0 ug/L	1:1
M+P-Xylene	01/28/02	01/28/02	ND	2.0 ug/L	1:1
Bromoform	01/28/02	01/28/02	ND	2.0 ug/L	1:1
Styrene	01/28/02	01/28/02	ND	2.0 ug/L	1:1
o-Xylene	01/28/02	01/28/02	ND	2.0 ug/L	1:1
1,1,2,2-Tetrachloroethane	01/28/02	01/28/02	ND	2.0 ug/L	1:1
1,2,3-Trichloropropane	01/28/02	01/28/02	ND	2.0 ug/L	1:1
Isopropylbenzene (Cumene)	01/28/02	01/28/02	ND	2.0 ug/L	1:1
Bromobenzene	01/28/02	01/28/02	ND	2.0 ug/L	1:1
n-Propylbenzene	01/28/02	01/28/02	ND	2.0 ug/L	1:1
2-Chlorotoluene	01/28/02	01/28/02	ND	2.0 ug/L	1:1
4-Chlorotoluene	01/28/02	01/28/02	ND	2.0 ug/L	1:1
1,3,5-Trimethylbenzene	01/28/02	01/28/02	ND	2.0 ug/L	1:1
tert-Butylbenzene	01/28/02	01/28/02	ND	2.0 ug/L	1:1
1,2,4-Trimethylbenzene	01/28/02	01/28/02	ND	2.0 ug/L	1:1
sec-Butylbenzene	01/28/02	01/28/02	ND	2.0 ug/L	1:1
1,3-Dichlorobenzene	01/28/02	01/28/02	ND	2.0 ug/L	1:1
1,4-Dichlorobenzene	01/28/02	01/28/02	ND	2.0 ug/L	1:1
4-Isopropyltoluene	01/28/02	01/28/02	ND	2.0 ug/L	1:1
1,2-Dichlorobenzene	01/28/02	01/28/02	ND	2.0 ug/L	1:1
n-Butylbenzene	01/28/02	01/28/02	ND	2.0 ug/L	1:1

**Test Certificate of Analysis**

**Client ID** IT Corporation  
**Workorder #** 14394  
**Laboratory ID** 14394003  
**Sample ID** MW-6  
**Matrix** Water

**Workorder ID** 83074 Caltrans, Former Thomas  
**Sampled** 01/15/02  
**Received** 01/15/02  
**Reported** 01/29/02

**8260B GC/MS Volatiles - 8260B (continued)**

Parameter	Prep Date	Analyzed	Result	RL Units	Dilution
1,2-Dibromo-3-chloropropane	01/28/02	01/28/02	ND	2.0 ug/L	1:1
1,2,4-Trichlorobenzene	01/28/02	01/28/02	ND	2.0 ug/L	1:1
Naphthalene	01/28/02	01/28/02	ND	2.0 ug/L	1:1
Hexachlorobutadiene	01/28/02	01/28/02	ND	2.0 ug/L	1:1
1,2,3-Trichlorobenzene	01/28/02	01/28/02	ND	2.0 ug/L	1:1

Surrogates	Result	Recovery	Limits
1,2-Dichloroethane-d4	55.1 ug/L	110 %	(76 - 135)
Toluene d8	51.4 ug/L	103 %	(88 - 118)
4-Bromofluorobenzene	55.7 ug/L	111 %	(86 - 121)

Test Certificate of Analysis

Client ID IT Corporation  
Workorder # 14394  
Laboratory ID 14394003  
Sample ID MW-6  
Matrix Water

Workorder ID 83074 Caltrans, Former Thomas  
Sampled 01/15/02  
Received 01/15/02  
Reported 01/29/02

Metals, CAM16 - 6010B

Parameter	Prep Date	Analyzed	Result	RL Units	Dilution
Antimony	01/16/02	01/17/02	ND	0.060 mg/L	1:1
Arsenic	01/16/02	01/17/02	ND	0.080 mg/L	1:1
Barium	01/16/02	01/17/02	0.092	0.020 mg/L	1:1
Beryllium	01/16/02	01/17/02	ND	0.0030 mg/L	1:1
Cadmium	01/16/02	01/17/02	ND	0.0050 mg/L	1:1
Chromium	01/16/02	01/17/02	ND	0.010 mg/L	1:1
Cobalt	01/16/02	01/17/02	ND	0.050 mg/L	1:1
Copper	01/16/02	01/17/02	ND	0.020 mg/L	1:1
Lead	01/16/02	01/17/02	ND	0.010 mg/L	1:1
Molybdenum	01/16/02	01/17/02	ND	0.050 mg/L	1:1
Nickel	01/16/02	01/17/02	ND	0.040 mg/L	1:1
Selenium	01/16/02	01/17/02	ND	0.10 mg/L	1:1
Silver	01/16/02	01/17/02	ND	0.010 mg/L	1:1
Thallium	01/16/02	01/17/02	ND	0.10 mg/L	1:1
Vanadium	01/16/02	01/17/02	ND	0.050 mg/L	1:1
Zinc	01/16/02	01/17/02	0.031	0.015 mg/L	1:1

**Test Certificate of Analysis**

**Client ID** IT Corporation  
**Workorder #** 14394  
**Laboratory ID** 14394004  
**Sample ID** TRIP BLANK  
**Matrix** Water

**Workorder ID** 83074 Caltrans, Former Thomas  
**Sampled** 01/15/02  
**Received** 01/15/02  
**Reported** 01/29/02

**8260B Oxygenates - 8260B**

Parameter	Prep Date	Analyzed	Result	RL Units	Dilution
Tertiary butanol	01/28/02	01/28/02	ND	10 ug/L	1:1
Methyl-tert-butyl-ether	01/28/02	01/28/02	ND	2.0 ug/L	1:1
Di-isopropyl ether	01/28/02	01/28/02	ND	5.0 ug/L	1:1
Ethyl tert-butyl ether	01/28/02	01/28/02	ND	5.0 ug/L	1:1
Tertiaryamyl methylether	01/28/02	01/28/02	ND	5.0 ug/L	1:1

Surrogates	Result	Recovery	Limits
Dibromodifluoromethane	43.5 ug/L	87 %	(76 - 135)



Test Certificate of Analysis

Client ID IT Corporation  
Workorder # 14394  
Laboratory ID 14394004  
Sample ID TRIP BLANK  
Matrix Water

Workorder ID 83074 Caltrans, Former Thomas  
Sampled 01/15/02  
Received 01/15/02  
Reported 01/29/02

8260B GC/MS Volatiles - 8260B

Parameter	Prep Date	Analyzed	Result	RL Units	Dilution
Dichlorodifluoromethane	01/28/02	01/28/02	ND	2.0 ug/L	1:1
Chloromethane	01/28/02	01/28/02	ND	2.0 ug/L	1:1
Vinyl chloride	01/28/02	01/28/02	ND	2.0 ug/L	1:1
Bromomethane	01/28/02	01/28/02	ND	2.0 ug/L	1:1
Chloroethane	01/28/02	01/28/02	ND	2.0 ug/L	1:1
Trichlorofluoromethane	01/28/02	01/28/02	ND	2.0 ug/L	1:1
Acrolein	01/28/02	01/28/02	ND	2.0 ug/L	1:1
1,1-Dichloroethene	01/28/02	01/28/02	ND	2.0 ug/L	1:1
Acetone	01/28/02	01/28/02	ND	2.0 ug/L	1:1
Methyl iodide	01/28/02	01/28/02	ND	2.0 ug/L	1:1
Carbon disulfide	01/28/02	01/28/02	ND	2.0 ug/L	1:1
Dichloromethane	01/28/02	01/28/02	ND	2.0 ug/L	1:1
Acrylonitrile	01/28/02	01/28/02	ND	2.0 ug/L	1:1
trans-1,2-Dichloroethene	01/28/02	01/28/02	ND	2.0 ug/L	1:1
1,1-Dichloroethane	01/28/02	01/28/02	ND	2.0 ug/L	1:1
Vinyl acetate	01/28/02	01/28/02	ND	2.0 ug/L	1:1
cis-1,2-Dichloroethene	01/28/02	01/28/02	ND	2.0 ug/L	1:1
2-Butanone (MEK)	01/28/02	01/28/02	ND	2.0 ug/L	1:1
Bromochloromethane	01/28/02	01/28/02	ND	2.0 ug/L	1:1
Chloroform	01/28/02	01/28/02	ND	2.0 ug/L	1:1
2,2-dichloropropane	01/28/02	01/28/02	ND	2.0 ug/L	1:1
1,1,1-Trichloroethane	01/28/02	01/28/02	ND	2.0 ug/L	1:1
1,1-dichloropropane	01/28/02	01/28/02	ND	2.0 ug/L	1:1
Carbon tetrachloride	01/28/02	01/28/02	ND	2.0 ug/L	1:1
Benzene	01/28/02	01/28/02	ND	2.0 ug/L	1:1
1,2-Dichloroethane	01/28/02	01/28/02	ND	2.0 ug/L	1:1
Dibromomethane	01/28/02	01/28/02	ND	2.0 ug/L	1:1
Bromodichloromethane	01/28/02	01/28/02	ND	2.0 ug/L	1:1
1,2-Dichloropropane	01/28/02	01/28/02	ND	2.0 ug/L	1:1
Trichloroethene	01/28/02	01/28/02	ND	2.0 ug/L	1:1
2-Chloroethylvinyl ether	01/28/02	01/28/02	ND	2.0 ug/L	1:1
cis-1,3-Dichloropropene	01/28/02	01/28/02	ND	2.0 ug/L	1:1



Environmental Laboratories

Analytical Laboratory Division  
 Mobile Laboratory Division  
 Scientific Division

Test Certificate of Analysis

Client ID IT Corporation  
 Workorder # 14394  
 Laboratory ID 14394004  
 Sample ID TRIP BLANK  
 Matrix Water

Workorder ID 83074 Caltrans, Former Thomas  
 Sampled 01/15/02  
 Received 01/15/02  
 Reported 01/29/02

8260B GC/MS Volatiles - 8260B (continued)

Parameter	Prep Date	Analyzed	Result	RL Units	Dilution
4-Methyl-2-pentanone	01/28/02	01/28/02	ND	2.0 ug/L	1:1
trans-1,3-Dichloropropene	01/28/02	01/28/02	ND	2.0 ug/L	1:1
1,1,2-Trichloroethane	01/28/02	01/28/02	ND	2.0 ug/L	1:1
Toluene	01/28/02	01/28/02	ND	2.0 ug/L	1:1
1,2-Dibromoethane (EDB)	01/28/02	01/28/02	ND	2.0 ug/L	1:1
1,3-Dichloropropane	01/28/02	01/28/02	ND	2.0 ug/L	1:1
2-Hexanone	01/28/02	01/28/02	ND	2.0 ug/L	1:1
Dibromochloromethane	01/28/02	01/28/02	ND	2.0 ug/L	1:1
Tetrachloroethene	01/28/02	01/28/02	ND	2.0 ug/L	1:1
1,1,1,2-Tetrachloroethane	01/28/02	01/28/02	ND	2.0 ug/L	1:1
Chlorobenzene	01/28/02	01/28/02	ND	2.0 ug/L	1:1
Ethylbenzene	01/28/02	01/28/02	ND	2.0 ug/L	1:1
M+P-Xylene	01/28/02	01/28/02	ND	2.0 ug/L	1:1
Bromoform	01/28/02	01/28/02	ND	2.0 ug/L	1:1
Styrene	01/28/02	01/28/02	ND	2.0 ug/L	1:1
o-Xylene	01/28/02	01/28/02	ND	2.0 ug/L	1:1
1,1,2,2-Tetrachloroethane	01/28/02	01/28/02	ND	2.0 ug/L	1:1
1,2,3-Trichloropropane	01/28/02	01/28/02	ND	2.0 ug/L	1:1
Isopropylbenzene (Cumene)	01/28/02	01/28/02	ND	2.0 ug/L	1:1
Bromobenzene	01/28/02	01/28/02	ND	2.0 ug/L	1:1
n-Propylbenzene	01/28/02	01/28/02	ND	2.0 ug/L	1:1
2-Chlorotoluene	01/28/02	01/28/02	ND	2.0 ug/L	1:1
4-Chlorotoluene	01/28/02	01/28/02	ND	2.0 ug/L	1:1
1,3,5-Trimethylbenzene	01/28/02	01/28/02	ND	2.0 ug/L	1:1
tert-Butylbenzene	01/28/02	01/28/02	ND	2.0 ug/L	1:1
1,2,4-Trimethylbenzene	01/28/02	01/28/02	ND	2.0 ug/L	1:1
sec-Butylbenzene	01/28/02	01/28/02	ND	2.0 ug/L	1:1
1,3-Dichlorobenzene	01/28/02	01/28/02	ND	2.0 ug/L	1:1
1,4-Dichlorobenzene	01/28/02	01/28/02	ND	2.0 ug/L	1:1
4-Isopropyltoluene	01/28/02	01/28/02	ND	2.0 ug/L	1:1
1,2-Dichlorobenzene	01/28/02	01/28/02	ND	2.0 ug/L	1:1
n-Butylbenzene	01/28/02	01/28/02	ND	2.0 ug/L	1:1

Test Certificate of Analysis

Client ID IT Corporation  
Workorder # 14394  
Laboratory ID 14394004  
Sample ID TRIP BLANK  
Matrix Water

Workorder ID 83074 Caltrans, Former Thomas  
Sampled 01/15/02  
Received 01/15/02  
Reported 01/29/02

8260B GC/MS Volatiles - 8260B (continued)

Parameter	Prep Date	Analyzed	Result	RL Units	Dilution
1,2-Dibromo-3-chloropropane	01/28/02	01/28/02	ND	2.0 ug/L	1:1
1,2,4-Trichlorobenzene	01/28/02	01/28/02	ND	2.0 ug/L	1:1
Naphthalene	01/28/02	01/28/02	ND	2.0 ug/L	1:1
Hexachlorobutadiene	01/28/02	01/28/02	ND	2.0 ug/L	1:1
1,2,3-Trichlorobenzene	01/28/02	01/28/02	ND	2.0 ug/L	1:1
<b>Surrogates</b>					
1,2-Dichloroethane-d4	Result	Recovery	Limits		
	46.8 ug/L	94 %	(76 - 135)		
Toluene d8	55.8 ug/L	112 %	(88 - 118)		
4-Bromofluorobenzene	60 ug/L	120 %	(86 - 121)		

Test Certificate of Analysis

Client ID IT Corporation  
Workorder # 14394

Workorder ID 83074 Caltrans, Former Thomas

Parameter TPHdiesel  
Method 8015M DHS

Lab ID	Sample ID	Result	RL	Units	Collected	Analyzed	Matrix	Dilution
14394001	MW-4	ND	50	ug/L	01/15/02	01/23/02	Water	1:1
14394002	MW-5	ND	50	ug/L	01/15/02	01/23/02	Water	1:1
14394003	MW-6	ND	50	ug/L	01/15/02	01/23/02	Water	1:1

**Test Certificate of Analysis**

Client ID IT Corporation  
 Workorder # 14394

Workorder ID 83074 Caltrans, Former Thomas

Parameter TPHgas  
 Method 8015M DHS

Lab ID	Sample ID	Result	RL	Units	Collected	Analyzed	Matrix	Dilution
14394001	MW-4	ND	50	ug/L	01/15/02	01/16/02	Water	1:1
14394002	MW-5	7800	50	ug/L	01/15/02	01/16/02	Water	1:1
14394003	MW-6	3500	50	ug/L	01/15/02	01/16/02	Water	1:1
14394004	TRIP BLANK	ND	50	ug/L	01/15/02	01/16/02	Water	1:1



Environmental Laboratories

Analytical Laboratory Division  
Mobile Laboratory Division  
Scientific Division

Test Certificate of Analysis

Client ID IT Corporation  
Workorder # 14394

Workorder ID 83074 Caltrans, Former Thomas

Parameter Total Pet. Hydrocarbons  
Method EPA 1664

Lab ID	Sample ID	Result	RL	Units	Collected	Analyzed	Matrix	Dilution
14394001	MW-4	ND	5000	ug/L	01/15/02	01/24/02	Water	1:1
14394002	MW-5	ND	5000	ug/L	01/15/02	01/24/02	Water	1:1
14394003	MW-6	ND	5000	ug/L	01/15/02	01/24/02	Water	1:1

**Method Blank Report**

**Client ID** IT Corporation  
**Workorder ID** 83074 Caltrans, Former Thomas  
**Laboratory ID** 38051  
**Sample ID** MB for HBN 119618 [VGXV/2047]  
**Matrix** Water

---

Parameter	Method	Prep Date	Analyzed	Result	RL	Units	Dilution
TPHgas	8015M DHS	01/16/02	01/16/02	ND	50	ug/L	1:1

Lab Control Sample Report

**Client ID** IT Corporation  
**Workorder ID** 83074 Caltrans, Former Thomas  
**Laboratory ID** 38052  
**Sample ID** LCS for HBN 119618 [VGXV/2047]  
**Matrix** Water

---

Parameter	Method	Prep Date	Analyzed	Result	RL	Units	Dilution
TPHgas	8015M DHS	01/16/02	01/16/02	930	50	ug/L	1:1



Lab Control Sample Duplicate Report

Client ID IT Corporation  
Workorder ID 83074 Caltrans, Former Thomas  
Laboratory ID 38053  
Sample ID LCSD for HBN 119618 [VGXV/2047  
Matrix Water

---

Parameter	Method	Prep Date	Analyzed	Result	RL	Units	Dilution
TPHgas	8015M DHS	01/16/02	01/16/02	870	50	ug/L	1:1

**Matrix Spike Report**

**Client ID** IT Corporation  
**Workorder ID** 83074 Caltrans, Former Thomas  
**Laboratory ID** 38054  
**Sample ID** MS for HBN 119618 [VGXV/2047]  
**Matrix** Water

---

Parameter	Method	Prep Date	Analyzed	Result	RL	Units	Dilution
TPHgas	8015M DHS	01/16/02	01/16/02	890	50	ug/L	1:1

**Matrix Spike Duplicate Report**

Client ID IT Corporation  
Workorder ID 83074 Caltrans, Former Thomas  
Laboratory ID 38055  
Sample ID MSD for HBN 119618 [VGXV/2047]  
Matrix Water

---

Parameter	Method	Prep Date	Analyzed	Result	RL	Units	Dilution
TPHgas	8015M DHS	01/16/02	01/16/02	920	50	ug/L	1:1

**Method Blank Report**

**Client ID** IT Corporation  
**Workorder ID** 83074 Caltrans, Former Thomas  
**Laboratory ID** 38349  
**Sample ID** MB for HBN 122225 [DIGV/1312]  
**Matrix** Water

---

Parameter	Method	Prep Date	Analyzed	Result	RL	Units	Dilution
Mercury	EPA 7470A	01/17/02	01/18/02	ND0.00020		mg/L	1:1

**Lab Control Sample Report**

**Client ID** IT Corporation  
**Workorder ID** 83074 Caltrans, Former Thomas  
**Laboratory ID** 38350  
**Sample ID** LCS for HBN 122225 [DIGV/1312]  
**Matrix** Water

Parameter	Method	Prep Date	Analyzed	Result	RL	Units	Dilution
Mercury	EPA 7470A	01/17/02	01/18/02	0.001010	0.00020	mg/L	1:1

**Lab Control Sample Duplicate Report**

**Client ID** IT Corporation  
**Workorder ID** 83074 Caltrans, Former Thomas  
**Laboratory ID** 38351  
**Sample ID** LCSD for HBN 122225 [DIGV/1312]  
**Matrix** Water

Parameter	Method	Prep Date	Analyzed	Result	RL	Units	Dilution
Mercury	EPA 7470A	01/17/02	01/18/02	0.001020.00020		mg/L	1:1

**Duplicate Report**

Client ID IT Corporation  
 Workorder ID 83074 Caltrans, Former Thomas  
 Laboratory ID 38352  
 Sample ID DUP for HBN 122225 [DIGV/1312]  
 Matrix Water

Parameter	Method	Prep Date	Analyzed	Result	RL	Units	Dilution
Mercury	EPA 7470A	01/17/02	01/18/02	ND0.00020		mg/L	1:1

**Matrix Spike Report**

**Client ID** IT Corporation  
**Workorder ID** 83074 Caltrans, Former Thomas  
**Laboratory ID** 38353  
**Sample ID** MS for HBN 122225 [DIGV/1312]  
**Matrix** Water

---

Parameter	Method	Prep Date	Analyzed	Result	RL	Units	Dilution
Mercury	EPA 7470A	01/17/02	01/18/02	0.001010	0.00020	mg/L	1:



**Matrix Spike Duplicate Report**

**Client ID** IT Corporation  
**Workorder ID** 83074 Caltrans, Former Thomas  
**Laboratory ID** 38354  
**Sample ID** MSD for HBN 122225 [DIGV/1312]  
**Matrix** Water

---

Parameter	Method	Prep Date	Analyzed	Result	RL	Units	Dilution
Mercury	EPA 7470A	01/17/02	01/18/02	0.001010	0.00020	mg/L	1:1

**Method Blank Report**

**Client ID** IT Corporation  
**Workorder ID** 83074-Caltrans, Former Thomas  
**Laboratory ID** 38499  
**Sample ID** MB for HBN 122840 [ICPV/3261]  
**Matrix** Water

Parameter	Method	Prep Date	Analyzed	Result	RL	Units	Dilution
Antimony	6010B	01/16/02	01/17/02	ND	0.060	mg/L	1:1
Arsenic	6010B	01/16/02	01/17/02	ND	0.080	mg/L	1:1
Barium	6010B	01/16/02	01/17/02	ND	0.020	mg/L	1:1
Beryllium	6010B	01/16/02	01/17/02	ND	0.0030	mg/L	1:1
Cadmium	6010B	01/16/02	01/17/02	ND	0.0050	mg/L	1:1
Chromium	6010B	01/16/02	01/17/02	ND	0.010	mg/L	1:1
Cobalt	6010B	01/16/02	01/17/02	ND	0.050	mg/L	1:1
Copper	6010B	01/16/02	01/17/02	ND	0.020	mg/L	1:1
Lead	6010B	01/16/02	01/17/02	ND	0.010	mg/L	1:1
Molybdenum	6010B	01/16/02	01/17/02	ND	0.050	mg/L	1:1
Nickel	6010B	01/16/02	01/17/02	ND	0.040	mg/L	1:1
Selenium	6010B	01/16/02	01/17/02	ND	0.10	mg/L	1:1
Silver	6010B	01/16/02	01/17/02	ND	0.010	mg/L	1:1
Thallium	6010B	01/16/02	01/17/02	ND	0.10	mg/L	1:1
Vanadium	6010B	01/16/02	01/17/02	ND	0.050	mg/L	1:1
Zinc	6010B	01/16/02	01/17/02	ND	0.015	mg/L	1:1

Lab Control Sample Report

Client ID IT Corporation  
 Workorder ID 83074 Caltrans, Former Thomas  
 Laboratory ID 38500  
 Sample ID LCS for HBN 122840 [ICPV/3261]  
 Matrix Water

Parameter	Method	Prep Date	Analyzed	Result	RL	Units	Dilution
Antimony	6010B	01/16/02	01/17/02	0.58	0.060	mg/L	1:1
Arsenic	6010B	01/16/02	01/17/02	0.56	0.080	mg/L	1:1
Barium	6010B	01/16/02	01/17/02	0.54	0.020	mg/L	1:1
Beryllium	6010B	01/16/02	01/17/02	0.11	0.0030	mg/L	1:1
Cadmium	6010B	01/16/02	01/17/02	0.22	0.0050	mg/L	1:1
Chromium	6010B	01/16/02	01/17/02	0.53	0.010	mg/L	1:1
Cobalt	6010B	01/16/02	01/17/02	0.20	0.050	mg/L	1:1
Copper	6010B	01/16/02	01/17/02	0.51	0.020	mg/L	1:1
Lead	6010B	01/16/02	01/17/02	0.55	0.010	mg/L	1:1
Molybdenum	6010B	01/16/02	01/17/02	0.53	0.050	mg/L	1:1
Nickel	6010B	01/16/02	01/17/02	1.1	0.040	mg/L	1:1
Selenium	6010B	01/16/02	01/17/02	0.57	0.10	mg/L	1:1
Silver	6010B	01/16/02	01/17/02	0.052	0.010	mg/L	1:1
Thallium	6010B	01/16/02	01/17/02	0.55	0.10	mg/L	1:1
Vanadium	6010B	01/16/02	01/17/02	0.20	0.050	mg/L	1:1
Zinc	6010B	01/16/02	01/17/02	0.55	0.015	mg/L	1:1

Lab Control Sample Duplicate Report

**Client ID** IT Corporation  
**Workorder ID** 83074 Caltrans, Former Thomas  
**Laboratory ID** 38501  
**Sample ID** LCSD for HBN 122840 [ICPV/3261  
**Matrix** Water

Parameter	Method	Prep Date	Analyzed	Result	RL	Units	Dilution
Antimony	6010B	01/16/02	01/17/02	0.54	0.060	mg/L	1:1
Arsenic	6010B	01/16/02	01/17/02	0.53	0.080	mg/L	1:1
Barium	6010B	01/16/02	01/17/02	0.51	0.020	mg/L	1:1
Beryllium	6010B	01/16/02	01/17/02	0.11	0.0030	mg/L	1:1
Cadmium	6010B	01/16/02	01/17/02	0.20	0.0050	mg/L	1:1
Chromium	6010B	01/16/02	01/17/02	0.50	0.010	mg/L	1:1
Cobalt	6010B	01/16/02	01/17/02	0.19	0.050	mg/L	1:1
Copper	6010B	01/16/02	01/17/02	0.51	0.020	mg/L	1:1
Lead	6010B	01/16/02	01/17/02	0.51	0.010	mg/L	1:1
Molybdenum	6010B	01/16/02	01/17/02	0.50	0.050	mg/L	1:1
Nickel	6010B	01/16/02	01/17/02	1.0	0.040	mg/L	1:1
Selenium	6010B	01/16/02	01/17/02	0.54	0.10	mg/L	1:1
Silver	6010B	01/16/02	01/17/02	0.051	0.010	mg/L	1:1
Thallium	6010B	01/16/02	01/17/02	0.52	0.10	mg/L	1:1
Vanadium	6010B	01/16/02	01/17/02	0.18	0.050	mg/L	1:1
Zinc	6010B	01/16/02	01/17/02	0.52	0.015	mg/L	1:1

Duplicate Report

Client ID IT Corporation  
Workorder ID 83074 Caltrans, Former Thomas  
Laboratory ID 38502  
Sample ID DUP for HBN 122840 [ICPV/3261]  
Matrix Water

Parameter	Method	Prep Date	Analyzed	Result	RL	Units	Dilution
Antimony	6010B	01/16/02	01/17/02	ND	0.060	mg/L	1:1
Arsenic	6010B	01/16/02	01/17/02	ND	0.080	mg/L	1:1
Barium	6010B	01/16/02	01/17/02	0.33	0.020	mg/L	1:1
Beryllium	6010B	01/16/02	01/17/02	ND	0.0030	mg/L	1:1
Cadmium	6010B	01/16/02	01/17/02	ND	0.0050	mg/L	1:1
Chromium	6010B	01/16/02	01/17/02	ND	0.010	mg/L	1:1
Cobalt	6010B	01/16/02	01/17/02	ND	0.050	mg/L	1:1
Copper	6010B	01/16/02	01/17/02	ND	0.020	mg/L	1:1
Lead	6010B	01/16/02	01/17/02	ND	0.010	mg/L	1:1
Molybdenum	6010B	01/16/02	01/17/02	ND	0.050	mg/L	1:1
Nickel	6010B	01/16/02	01/17/02	ND	0.040	mg/L	1:1
Selenium	6010B	01/16/02	01/17/02	ND	0.10	mg/L	1:1
Silver	6010B	01/16/02	01/17/02	ND	0.010	mg/L	1:1
Thallium	6010B	01/16/02	01/17/02	ND	0.10	mg/L	1:1
Vanadium	6010B	01/16/02	01/17/02	ND	0.050	mg/L	1:1
Zinc	6010B	01/16/02	01/17/02	ND	0.015	mg/L	1:1



Environmental Laboratories

Analytical Laboratory Division  
Mobile Laboratory Division  
Scientific Division

Matrix Spike Report

Client ID IT Corporation  
Workorder ID 83074 Caltrans, Former Thomas  
Laboratory ID 38503  
Sample ID MS for HBN 122840 [ICPV/3261]  
Matrix Water

Parameter	Method	Prep Date	Analyzed	Result	RL	Units	Dilution
Antimony	6010B	01/16/02	01/17/02	0.55	0.060	mg/L	1:1
Arsenic	6010B	01/16/02	01/17/02	0.56	0.080	mg/L	1:1
Barium	6010B	01/16/02	01/17/02	0.83	0.020	mg/L	1:1
Beryllium	6010B	01/16/02	01/17/02	0.10	0.0030	mg/L	1:1
Cadmium	6010B	01/16/02	01/17/02	0.21	0.0050	mg/L	1:1
Chromium	6010B	01/16/02	01/17/02	0.54	0.010	mg/L	1:1
Cobalt	6010B	01/16/02	01/17/02	0.19	0.050	mg/L	1:1
Copper	6010B	01/16/02	01/17/02	0.49	0.020	mg/L	1:1
Lead	6010B	01/16/02	01/17/02	0.50	0.010	mg/L	1:1
Molybdenum	6010B	01/16/02	01/17/02	0.52	0.050	mg/L	1:1
Nickel	6010B	01/16/02	01/17/02	1.0	0.040	mg/L	1:1
Selenium	6010B	01/16/02	01/17/02	0.57	0.10	mg/L	1:1
Silver	6010B	01/16/02	01/17/02	0.053	0.010	mg/L	1:1
Thallium	6010B	01/16/02	01/17/02	0.50	0.10	mg/L	1:1
Vanadium	6010B	01/16/02	01/17/02	0.20	0.050	mg/L	1:1
Zinc	6010B	01/16/02	01/17/02	0.50	0.015	mg/L	1:1

**Matrix Spike Duplicate Report**

Client ID IT Corporation  
 Workorder ID 83074 Caltrans, Former Thomas  
 Laboratory ID 38504  
 Sample ID MSD for HBN 122840 [ICPV/3261]  
 Matrix Water

Parameter	Method	Prep Date	Analyzed	Result	RL	Units	Dilution
Antimony	6010B	01/16/02	01/17/02	0.54	0.060	mg/L	1:1
Arsenic	6010B	01/16/02	01/17/02	0.54	0.080	mg/L	1:1
Barium	6010B	01/16/02	01/17/02	0.84	0.020	mg/L	1:1
Beryllium	6010B	01/16/02	01/17/02	0.099	0.0030	mg/L	1:1
Cadmium	6010B	01/16/02	01/17/02	0.21	0.0050	mg/L	1:1
Chromium	6010B	01/16/02	01/17/02	0.52	0.010	mg/L	1:1
Cobalt	6010B	01/16/02	01/17/02	0.18	0.050	mg/L	1:1
Copper	6010B	01/16/02	01/17/02	0.52	0.020	mg/L	1:1
Lead	6010B	01/16/02	01/17/02	0.51	0.010	mg/L	1:1
Molybdenum	6010B	01/16/02	01/17/02	0.50	0.050	mg/L	1:1
Nickel	6010B	01/16/02	01/17/02	1.0	0.040	mg/L	1:1
Selenium	6010B	01/16/02	01/17/02	0.54	0.10	mg/L	1:1
Silver	6010B	01/16/02	01/17/02	0.050	0.010	mg/L	1:1
Thallium	6010B	01/16/02	01/17/02	0.48	0.10	mg/L	1:1
Vanadium	6010B	01/16/02	01/17/02	0.20	0.050	mg/L	1:1
Zinc	6010B	01/16/02	01/17/02	0.49	0.015	mg/L	1:1

**Method Blank Report**

**Client ID** IT Corporation  
**Workorder ID** 83074 Caltrans, Former Thomas  
**Laboratory ID** 38755  
**Sample ID** MB for HBN 124406 [SGXV/1622]  
**Matrix** Water

---

Parameter	Method	Prep Date	Analyzed	Result	RL	Units	Dilution
TPHdiesel	8015M DHS	01/23/02	01/23/02	ND	50	ug/L	1:1





Analytical Laboratory Division  
Mobile Laboratory Division  
Scientific Division

Environmental Laboratories

Lab Control Sample Report

Client ID IT Corporation  
Workorder ID 83074 Caltrans, Former Thomas  
Laboratory ID 38756  
Sample ID LCS for HBN 124406 [SGXV/1622]  
Matrix Water

---

Parameter	Method	Prep Date	Analyzed	Result	RL	Units	Dilution
TPHdiesel	8015M DHS	01/23/02	01/23/02	492	50	ug/L	1:1

**Lab Control Sample Duplicate Report**

**Client ID** IT Corporation  
**Workorder ID** 83074 Caltrans, Former Thomas  
**Laboratory ID** 38757  
**Sample ID** LCSD for HBN 124406 [SGXV/1622  
**Matrix** Water

---

Parameter	Method	Prep Date	Analyzed	Result	RL	Units	Dilution
TPHdiesel	8015M DHS	01/23/02	01/23/02	498	50	ug/L	1:1

## Method Blank Report

Client ID IT Corporation  
Workorder ID 83074 Caltrans, Former Thomas  
Laboratory ID 38852  
Sample ID MB for HBN 125306 [VMXV/1777]  
Matrix Water

Parameter	Method	Prep Date	Analyzed	Result	RL	Units	Dilution
Dichlorodifluoromethane	8260B	01/28/02	01/28/02	ND	2.0	ug/L	1:1
Chloromethane	8260B	01/28/02	01/28/02	ND	2.0	ug/L	1:1
Vinyl chloride	8260B	01/28/02	01/28/02	ND	2.0	ug/L	1:1
Bromomethane	8260B	01/28/02	01/28/02	ND	2.0	ug/L	1:1
Chloroethane	8260B	01/28/02	01/28/02	ND	2.0	ug/L	1:1
Trichlorofluoromethane	8260B	01/28/02	01/28/02	ND	2.0	ug/L	1:1
Acrolein	8260B	01/28/02	01/28/02	ND	2.0	ug/L	1:1
1,1-Dichloroethene	8260B	01/28/02	01/28/02	ND	2.0	ug/L	1:1
Acetone	8260B	01/28/02	01/28/02	ND	2.0	ug/L	1:1
Methyl iodide	8260B	01/28/02	01/28/02	ND	2.0	ug/L	1:1
Carbon disulfide	8260B	01/28/02	01/28/02	ND	2.0	ug/L	1:1
Dichloromethane	8260B	01/28/02	01/28/02	ND	2.0	ug/L	1:1
Acrylonitrile	8260B	01/28/02	01/28/02	ND	2.0	ug/L	1:1
trans-1,2-Dichloroethene	8260B	01/28/02	01/28/02	ND	2.0	ug/L	1:1
1,1-Dichloroethane	8260B	01/28/02	01/28/02	ND	2.0	ug/L	1:1
Vinyl acetate	8260B	01/28/02	01/28/02	ND	2.0	ug/L	1:1
cis-1,2-Dichloroethene	8260B	01/28/02	01/28/02	ND	2.0	ug/L	1:1
2-Butanone (MEK)	8260B	01/28/02	01/28/02	ND	2.0	ug/L	1:1
Bromochloromethane	8260B	01/28/02	01/28/02	ND	2.0	ug/L	1:1
Chloroform	8260B	01/28/02	01/28/02	ND	2.0	ug/L	1:1
2,2-dichloropropane	8260B	01/28/02	01/28/02	ND	2.0	ug/L	1:1
1,1,1-Trichloroethane	8260B	01/28/02	01/28/02	ND	2.0	ug/L	1:1
1,1-dichloropropane	8260B	01/28/02	01/28/02	ND	2.0	ug/L	1:1
Carbon tetrachloride	8260B	01/28/02	01/28/02	ND	2.0	ug/L	1:1
Benzene	8260B	01/28/02	01/28/02	ND	2.0	ug/L	1:1
1,2-Dichloroethane	8260B	01/28/02	01/28/02	ND	2.0	ug/L	1:1
Dibromomethane	8260B	01/28/02	01/28/02	ND	2.0	ug/L	1:1
Bromodichloromethane	8260B	01/28/02	01/28/02	ND	2.0	ug/L	1:1
1,2-Dichloropropane	8260B	01/28/02	01/28/02	ND	2.0	ug/L	1:1
Trichloroethene	8260B	01/28/02	01/28/02	ND	2.0	ug/L	1:1
2-Chloroethylvinyl ether	8260B	01/28/02	01/28/02	ND	2.0	ug/L	1:1
cis-1,3-Dichloropropene	8260B	01/28/02	01/28/02	ND	2.0	ug/L	1:1
4-Methyl-2-pentanone	8260B	01/28/02	01/28/02	ND	2.0	ug/L	1:1

Method Blank Report

Client ID IT Corporation  
 Workorder ID 83074 Caltrans, Former Thomas  
 Laboratory ID 38852  
 Sample ID MB for HBN 125306 [VMXV/1777]  
 Matrix Water

Parameter	Method	Prep Date	Analyzed	Result	RL	Units	Dilution
(continued)							
trans-1,3-Dichloropropene	8260B	01/28/02	01/28/02	ND	2.0	ug/L	1:1
1,1,2-Trichloroethane	8260B	01/28/02	01/28/02	ND	2.0	ug/L	1:1
Toluene	8260B	01/28/02	01/28/02	ND	2.0	ug/L	1:1
1,2-Dibromoethane (EDB)	8260B	01/28/02	01/28/02	ND	2.0	ug/L	1:1
1,3-Dichloropropane	8260B	01/28/02	01/28/02	ND	2.0	ug/L	1:1
2-Hexanone	8260B	01/28/02	01/28/02	ND	2.0	ug/L	1:1
Dibromochloromethane	8260B	01/28/02	01/28/02	ND	2.0	ug/L	1:1
Tetrachloroethene	8260B	01/28/02	01/28/02	ND	2.0	ug/L	1:1
1,1,1,2-Tetrachloroethane	8260B	01/28/02	01/28/02	ND	2.0	ug/L	1:1
Chlorobenzene	8260B	01/28/02	01/28/02	ND	2.0	ug/L	1:1
Ethylbenzene	8260B	01/28/02	01/28/02	ND	2.0	ug/L	1:1
M+P-Xylene	8260B	01/28/02	01/28/02	ND	2.0	ug/L	1:1
Bromoform	8260B	01/28/02	01/28/02	ND	2.0	ug/L	1:1
Styrene	8260B	01/28/02	01/28/02	ND	2.0	ug/L	1:1
o-Xylene	8260B	01/28/02	01/28/02	ND	2.0	ug/L	1:1
1,1,2,2-Tetrachloroethane	8260B	01/28/02	01/28/02	ND	2.0	ug/L	1:1
1,2,3-Trichloropropane	8260B	01/28/02	01/28/02	ND	2.0	ug/L	1:1
Isopropylbenzene (Cumene)	8260B	01/28/02	01/28/02	ND	2.0	ug/L	1:1
Bromobenzene	8260B	01/28/02	01/28/02	ND	2.0	ug/L	1:1
n-Propylbenzene	8260B	01/28/02	01/28/02	ND	2.0	ug/L	1:1
2-Chlorotoluene	8260B	01/28/02	01/28/02	ND	2.0	ug/L	1:1
4-Chlorotoluene	8260B	01/28/02	01/28/02	ND	2.0	ug/L	1:1
1,3,5-Trimethylbenzene	8260B	01/28/02	01/28/02	ND	2.0	ug/L	1:1
tert-Butylbenzene	8260B	01/28/02	01/28/02	ND	2.0	ug/L	1:1
1,2,4-Trimethylbenzene	8260B	01/28/02	01/28/02	ND	2.0	ug/L	1:1
sec-Butylbenzene	8260B	01/28/02	01/28/02	ND	2.0	ug/L	1:1
1,3-Dichlorobenzene	8260B	01/28/02	01/28/02	ND	2.0	ug/L	1:1
1,4-Dichlorobenzene	8260B	01/28/02	01/28/02	ND	2.0	ug/L	1:1
4-Isopropyltoluene	8260B	01/28/02	01/28/02	ND	2.0	ug/L	1:1
1,2-Dichlorobenzene	8260B	01/28/02	01/28/02	ND	2.0	ug/L	1:1
n-Butylbenzene	8260B	01/28/02	01/28/02	ND	2.0	ug/L	1:1

Method Blank Report

Client ID IT Corporation  
 Workorder ID 83074 Caltrans, Former Thomas  
 Laboratory ID 38852  
 Sample ID MB for HBN 125306 [VMXV/1777]  
 Matrix Water

Parameter	Method	Prep Date	Analyzed	Result	RL	Units	Dilution
(continued)							
1,2-Dibromo-3-chloropropane	8260B	01/28/02	01/28/02	ND	2.0	ug/L	1:1
1,2,4-Trichlorobenzene	8260B	01/28/02	01/28/02	ND	2.0	ug/L	1:1
Naphthalene	8260B	01/28/02	01/28/02	ND	2.0	ug/L	1:1
Hexachlorobutadiene	8260B	01/28/02	01/28/02	ND	2.0	ug/L	1:1
1,2,3-Trichlorobenzene	8260B	01/28/02	01/28/02	ND	2.0	ug/L	1:1

Surrogates	Result	Recovery	Limits
1,2-Dichloroethane-d4	60.7 ug/L	121 %	(76 - 135)
Toluene d8	39.9 ug/L	80 %	(88 - 118)
4-Bromofluorobenzene	42.7 ug/L	85 %	(86 - 121)

**Lab Control Sample Report**

**Client ID** IT Corporation  
**Workorder ID** 83074 Caltrans, Former Thomas  
**Laboratory ID** 38853  
**Sample ID** LCS for HBN 125306 [VMXV/1777]  
**Matrix** Water

Parameter	Method	Prep Date	Analyzed	Result	RL	Units	Dilution
1,1-Dichloroethene	8260B	01/28/02	01/28/02	49	2.0	ug/L	1:1
Benzene	8260B	01/28/02	01/28/02	56	2.0	ug/L	1:1
Trichloroethene	8260B	01/28/02	01/28/02	48	2.0	ug/L	1:1
Toluene	8260B	01/28/02	01/28/02	50	2.0	ug/L	1:1
Chlorobenzene	8260B	01/28/02	01/28/02	52	2.0	ug/L	1:1



Lab Control Sample Duplicate Report

Client ID IT Corporation  
Workorder ID 83074 Caltrans, Former Thomas  
Laboratory ID 38854  
Sample ID LCSD for HBN 125306 [VMXV/1777]  
Matrix Water

Parameter	Method	Prep Date	Analyzed	Result	RL	Units	Dilution
1,1-Dichloroethene	8260B	01/28/02	01/28/02	46	2.0	ug/L	1:1
Benzene	8260B	01/28/02	01/28/02	55	2.0	ug/L	1:1
Trichloroethene	8260B	01/28/02	01/28/02	48	2.0	ug/L	1:1
Toluene	8260B	01/28/02	01/28/02	54	2.0	ug/L	1:1
Chlorobenzene	8260B	01/28/02	01/28/02	52	2.0	ug/L	1:1

### Matrix Spike Report

**Client ID** IT Corporation  
**Workorder ID** 83074 Caltrans, Former Thomas  
**Laboratory ID** 38855  
**Sample ID** MS for HBN 125306 [VMXV/1777]  
**Matrix** Water

---

Parameter	Method	Prep Date	Analyzed	Result	RL	Units	Dilution
1,1-Dichloroethene	8260B	01/28/02	01/28/02	47	2.0	ug/L	1:1
Benzene	8260B	01/28/02	01/28/02	55	2.0	ug/L	1:1
Trichloroethene	8260B	01/28/02	01/28/02	48	2.0	ug/L	1:1
Toluene	8260B	01/28/02	01/28/02	52	2.0	ug/L	1:1
Chlorobenzene	8260B	01/28/02	01/28/02	52	2.0	ug/L	1:1





**Matrix Spike Duplicate Report**

**Client ID** IT Corporation  
**Workorder ID** 83074 Caltrans, Former Thomas  
**Laboratory ID** 38856  
**Sample ID** MSD for HBN 125306 [VMXV/1777]  
**Matrix** Water

---

Parameter	Method	Prep Date	Analyzed	Result	RL	Units	Dilution
1,1-Dichloroethene	8260B	01/28/02	01/28/02	50	2.0	ug/L	1:1
Benzene	8260B	01/28/02	01/28/02	56	2.0	ug/L	1:1
Trichloroethene	8260B	01/28/02	01/28/02	50	2.0	ug/L	1:1
Toluene	8260B	01/28/02	01/28/02	53	2.0	ug/L	1:1
Chlorobenzene	8260B	01/28/02	01/28/02	54	2.0	ug/L	1:1

**Method Blank Report**

**Client ID** IT Corporation  
**Workorder ID** 83074 Caltrans, Former Thomas  
**Laboratory ID** 38857  
**Sample ID** MB for HBN 125406 [VMXV/1778]  
**Matrix** Water

Parameter	Method	Prep Date	Analyzed	Result	RL	Units	Dilution
Tertiary butanol	8260B	01/28/02	01/28/02	ND	10	ug/L	1:1
Methyl-tert-butyl-ether	8260B	01/28/02	01/28/02	ND	2.0	ug/L	1:1
Di-isopropyl ether	8260B	01/28/02	01/28/02	ND	5.0	ug/L	1:1
Ethyl tert-butyl ether	8260B	01/28/02	01/28/02	ND	5.0	ug/L	1:1
Tertiaryamyl methylether	8260B	01/28/02	01/28/02	ND	5.0	ug/L	1:1

Surrogates	Result	Recovery	Limits
Dibromodifluoromethane	48.2 ug/L	96 %	(76 - 135)



Lab Control Sample Report

Client ID IT Corporation  
Workorder ID 83074 Caltrans, Former Thomas  
Laboratory ID 38858  
Sample ID LCS for HBN 125406 [VMXV/1778]  
Matrix Water

---

Parameter	Method	Prep Date	Analyzed	Result	RL	Units	Dilution
Tertiary butanol	8260B	01/28/02	01/28/02	50	10	ug/L	1:1
Methyl-tert-butyl-ether	8260B	01/28/02	01/28/02	51	2.0	ug/L	1:1
Di-isopropyl ether	8260B	01/28/02	01/28/02	52	5.0	ug/L	1:1
Ethyl tert-butyl ether	8260B	01/28/02	01/28/02	56	5.0	ug/L	1:1
Tertiaryamyl methylether	8260B	01/28/02	01/28/02	53	5.0	ug/L	1:1

**Lab Control Sample Duplicate Report**

**Client ID** IT Corporation  
**Workorder ID** 83074 Caltrans, Former Thomas  
**Laboratory ID** 38859  
**Sample ID** LCSD for HBN 125406 [VMXV/1778]  
**Matrix** Water

Parameter	Method	Prep Date	Analyzed	Result	RL	Units	Dilution
Tertiary butanol	8260B	01/28/02	01/28/02	46	10	ug/L	1:1
Methyl-tert-butyl-ether	8260B	01/28/02	01/28/02	50	2.0	ug/L	1:1
Di-isopropyl ether	8260B	01/28/02	01/28/02	55	5.0	ug/L	1:1
Ethyl tert-butyl ether	8260B	01/28/02	01/28/02	52	5.0	ug/L	1:1
Tertiaryamyl methylether	8260B	01/28/02	01/28/02	52	5.0	ug/L	1:1



**Matrix Spike Report**

**Client ID** IT Corporation  
**Workorder ID** 83074 Caltrans, Former Thomas  
**Laboratory ID** 38860  
**Sample ID** MS for HBN 125406 [VMXV/1778]  
**Matrix** Water

---

Parameter	Method	Prep Date	Analyzed	Result	RL	Units	Dilution
Tertiary butanol	8260B	01/28/02	01/28/02	53	10	ug/L	1:1
Methyl-tert-butyl-ether	8260B	01/28/02	01/28/02	54	2.0	ug/L	1:1
Di-isopropyl ether	8260B	01/28/02	01/28/02	55	5.0	ug/L	1:1
Ethyl tert-butyl ether	8260B	01/28/02	01/28/02	55	5.0	ug/L	1:1
Tertiaryamyl methylether	8260B	01/28/02	01/28/02	54	5.0	ug/L	1:1

**Matrix Spike Duplicate Report**

**Client ID** IT Corporation  
**Workorder ID** 83074 Caltrans, Former Thomas  
**Laboratory ID** 38861  
**Sample ID** MSD for HBN 125406 [VMXV/1778]  
**Matrix** Water

Parameter	Method	Prep Date	Analyzed	Result	RL	Units	Dilution
Tertiary butanol	8260B	01/28/02	01/28/02	60	10	ug/L	1:1
Methyl-tert-butyl-ether	8260B	01/28/02	01/28/02	53	2.0	ug/L	1:1
Di-isopropyl ether	8260B	01/28/02	01/28/02	56	5.0	ug/L	1:1
Ethyl tert-butyl ether	8260B	01/28/02	01/28/02	57	5.0	ug/L	1:1
Tertiaryamyl methylether	8260B	01/28/02	01/28/02	52	5.0	ug/L	1:1



Environmental Laboratories

### QC SUMMARY

**Client ID** IT Corporation  
**Workorder ID** 83074 Caltrans, Former Thomas  
**QC Batch** DIG 1318  
**Matrix** Water

**Original Sample** 14394001  
Duplicate [38352]

---

Parameter	RPD	RPD Limits
Mercury	0000	(35)

## QC SUMMARY

**Client ID** IT Corporation  
**Workorder ID** 83074 Caltrans, Former Thomas  
**QC Batch** ICPP 3301  
**Matrix** Water

**Original** 14394001  
**Sample** Duplicate [38502]

Parameter	RPD	RPD Limits
Antimony	00	(35)
Arsenic	00	(35)
Barium	1.2	(35)
Beryllium	00	(35)
Cadmium	00	(35)
Chromium	00	(35)
Cobalt	00	(35)
Copper	00	(35)
Lead	00	(35)
Molybdenum	00	(35)
Nickel	00	(35)
Selenium	31	(35)
Silver	00	(35)
Thallium	00	(35)
Vanadium	00	(35)
Zinc	00	(35)



**QC SUMMARY**

**Client ID** IT Corporation  
**Workorder ID** 83074 Caltrans, Former Thomas  
**QC Batch** VGX 2147  
**Matrix** Water

**Original Samples** 14394001  
 Matrix Spike [38054]  
 Matrix Spike Duplicate [38055]

Parameter	Spike % Recovery	Spike Dup % Recovery	Recovery Limits	RPD	RPD Limits
TPHgas	89	92	(65-135)	3.3	(20 MAX)

**QC SUMMARY**

**Client ID** IT Corporation  
**Workorder ID** 83074 Caltrans, Former Thomas  
**QC Batch** DIG 1318  
**Matrix** Water

**Original Samples** 14394001  
 Matrix Spike [38353]  
 Matrix Spike Duplicate [38354]

---

Parameter	Spike % Recovery	Spike Dup % Recovery	Recovery Limits	RPD	RPD Limits
Mercury	101	101	(75-125)	0000	(35 MAX)



Analytical Laboratory Division  
 Mobile Laboratory Division  
 Scientific Division

Environmental Laboratories

QC SUMMARY

Client ID IT Corporation  
 Workorder ID 83074 Caltrans, Former Thomas  
 QC Batch ICPP 3301  
 Matrix Water

Original Samples 14394001  
 Matrix Spike [38503]  
 Matrix Spike Duplicate [38504]

Parameter	Spike % Recovery	Spike Dup % Recovery	Recovery Limits	RPD	RPD Limits
Antimony	111	108	(25-125)	2.7	(35 MAX)
Arsenic	112	107	(75-125)	4.6	(35 MAX)
Barium	99	101	(75-125)	2.0	(35 MAX)
Beryllium	105	99	(75-125)	5.9	(35 MAX)
Cadmium	103	103	(75-125)	00	(35 MAX)
Chromium	108	105	(75-125)	2.8	(35 MAX)
Cobalt	95	90	(75-125)	5.4	(35 MAX)
Copper	98	103	(75-125)	5.0	(35 MAX)
Lead	100	102	(75-125)	2.0	(35 MAX)
Molybdenum	103	100	(75-125)	3.0	(35 MAX)
Nickel	100	103	(75-125)	3.0	(35 MAX)
Selenium	112	105	(75-125)	6.5	(35 MAX)
Silver	106	99	(25-125)	6.8	(35 MAX)
Thallium	101	95	(50-125)	6.1	(35 MAX)
Vanadium	102	98	(75-125)	4.0	(35 MAX)
Zinc	101	98	(75-125)	3.0	(35 MAX)

**QC SUMMARY**

**Client ID** IT Corporation  
**Workorder ID** 83074 Caltrans, Former Thomas  
**QC Batch** VMX 1822  
**Matrix** Water

**Original Samples** 14395006  
 Matrix Spike [38855]  
 Matrix Spike Duplicate [38856]

Parameter	Spike % Recovery	Spike Dup % Recovery	Recovery Limits	RPD	RPD Limits
1,1-Dichloroethene	94	100	(61-145)	6.2	(20 MAX)
Benzene	110	112	(76-127)	1.8	(20 MAX)
Trichloroethene	96	100	(71-135)	4.1	(20 MAX)
Toluene	104	106	(76-130)	1.9	(20 MAX)
Chlorobenzene	104	108	(75-130)	3.8	(20 MAX)

**QC SUMMARY**

**Client ID** IT Corporation  
**Workorder ID** 83074 Caltrans, Former Thomas  
**QC Batch** VMX 1823  
**Matrix** Water

**Original Samples** 14395006  
 Matrix Spike [38860]  
 Matrix Spike Duplicate [38861]

Parameter	Spike %Recovery	Spike Dup %Recovery	Recovery Limits	RPD	RPD Limits
Tertiary butanol	106	120	(76-135)	12	(20 MAX)
Methyl-tert-butyl-ether	108	106	(76-135)	1.9	(20 MAX)
Di-isopropyl ether	110	112	(76-135)	1.8	(20 MAX)
Ethyl tert-butyl ether	110	114	(76-135)	3.6	(20 MAX)
Tertiaryamyl methylether	108	104	(76-135)	3.8	(20 MAX)

**QC SUMMARY**

**Client ID** IT Corporation  
**Workorder ID** 83074 Caltrans, Former Thomas  
**QC Batch** VGX 2147  
**Matrix** Water

**Samples** Lab Control Sample [38052]  
 Lab Control Sample Duplicate [38053]

---

Parameter	Check %Recovery	Check Dup %Recovery	Recovery Limits	RPD	RPD Limits
TPHgas	93	87	(65-135)	6.7	(20 MAX)

Environmental Laboratories

**QC SUMMARY**

**Client ID** IT Corporation  
**Workorder ID** 83074 Caltrans, Former Thomas  
**QC Batch** DIG 1318  
**Matrix** Water

**Samples** Lab Control Sample [38350]  
Lab Control Sample Duplicate [38351]

Parameter	Check % Recovery	Check Dup % Recovery	Recovery Limits	RPD	RPD Limits
Mercury	101	102	(80-120)	0.9850	(20 MAX)

## QC SUMMARY

Client ID IT Corporation  
 Workorder ID 83074 Caltrans, Former Thomas  
 QC Batch ICPP 3301  
 Matrix Water

Samples Lab Control Sample [38500]  
 Lab Control Sample Duplicate [38501]

Parameter	Check %Recovery	Check Dup %Recovery	Recovery Limits	RPD	RPD Limits
Antimony	115	108	(70-120)	6.3	(20 MAX)
Arsenic	113	106	(80-120)	6.4	(20 MAX)
Barium	107	102	(80-120)	4.8	(20 MAX)
Beryllium	106	108	(80-120)	1.9	(20 MAX)
Cadmium	110	98	(80-120)	12	(20 MAX)
Chromium	107	100	(80-120)	6.8	(20 MAX)
Cobalt	98	96	(80-120)	2.1	(20 MAX)
Copper	102	101	(80-120)	1.0	(20 MAX)
Lead	109	102	(80-120)	6.6	(20 MAX)
Molybdenum	105	100	(80-120)	4.9	(20 MAX)
Nickel	109	102	(80-120)	6.6	(20 MAX)
Selenium	113	107	(80-120)	5.5	(20 MAX)
Silver	103	103	(60-120)	00	(20 MAX)
Thallium	110	104	(80-120)	5.6	(20 MAX)
Vanadium	102	91	(80-120)	11	(20 MAX)
Zinc	110	104	(80-120)	5.6	(20 MAX)



QC SUMMARY

**Client ID** IT Corporation  
**Workorder ID** 83074 Caltrans, Former Thomas  
**QC Batch** SGX 1663  
**Matrix** Water

**Samples** Lab Control Sample [38756]  
 Lab Control Sample Duplicate [38757]

Parameter	Check %Recovery	Check Dup %Recovery	Recovery Limits	RPD	RPD Limits
TPHdiesel	98	100	(65-135)	2.0	(20 MAX)

QC SUMMARY

Client ID IT Corporation  
 Workorder ID 83074 Caltrans, Former Thomas  
 QC Batch VMX 1822  
 Matrix Water

Samples Lab Control Sample [38853]  
 Lab Control Sample Duplicate [38854]

Parameter	Check % Recovery	Check Dup % Recovery	Recovery Limits	RPD	RPD Limits
1,1-Dichloroethene	98	92	(65-145)	6.3	(20 MAX)
Benzene	112	110	(71-127)	1.8	(20 MAX)
Trichloroethene	96	96	(75-135)	00	(20 MAX)
Toluene	100	108	(76-135)	7.7	(20 MAX)
Chlorobenzene	104	104	(76-135)	00	(20 MAX)

QC SUMMARY

Client ID IT Corporation  
 Workorder ID 83074 Caltrans, Former Thomas  
 QC Batch VMX 1823  
 Matrix Water

Samples Lab Control Sample [38858]  
 Lab Control Sample Duplicate [38859]

Parameter	Check % Recovery	Check Dup % Recovery	Recovery Limits	RPD	RPD Limits
Tertiary butanol	100	92	(76-135)	8.3	(20 MAX)
Methyl-tert-butyl-ether	102	100	(76-135)	2.0	(20 MAX)
Di-isopropyl ether	104	110	(76-135)	5.6	(20 MAX)
Ethyl tert-butyl ether	112	104	(76-135)	7.4	(20 MAX)
Tertiaryamyl methylether	106	104	(76-135)	1.9	(20 MAX)

WORKORDER DATA SHEET

Jan 16, 2002 08:32

ID 14394 WO #14394 83074 Caltrans, Former Thomas STATUS WP  
DESC A1D/R1-3 JR

CREATED 01/16/02 08:29 PO QA TYPE CM ACODE REPORT\_WO  
CLIENT IT Corp. IT Corporation  
PROFILE 110 Standard Standard w/o Discount

WORKORDER SAMPLES

1 14394001 14394001 MW-4  
WP TYPE SAMPLE MATRIX Water  
COLLECTED 01/15/02 00:00 DUE 01/29/02 17:00

Analyses	Turndays
OXG/60W	8260B OXYGENATES WATR 10
8260 WATR	8260B GCMS VOLATILES WATR 10
8015M_G W	TPH Gas WATR 10
8015M_D W	TPHdiesel Water 10
1664TRPHW	TRPH 1664, Water 10
CAM16WATR	6010B ELEMENTS CAM16 WATER 10

2 14394002 14394002 MW-5  
WP TYPE SAMPLE MATRIX Water  
COLLECTED 01/15/02 00:00 DUE 01/29/02 17:00

Analyses	Turndays
OXG/60W	8260B OXYGENATES WATR 10
8260 WATR	8260B GCMS VOLATILES WATR 10
8015M_G W	TPH Gas WATR 10
8015M_D W	TPHdiesel Water 10
1664TRPHW	TRPH 1664, Water 10
CAM16WATR	6010B ELEMENTS CAM16 WATER 10

3 14394003 14394003 MW-6  
WP TYPE SAMPLE MATRIX Water  
COLLECTED 01/15/02 00:00 DUE 01/29/02 17:00

Analyses	Turndays
OXG/60W	8260B OXYGENATES WATR 10
8260 WATR	8260B GCMS VOLATILES WATR 10
8015M_G W	TPH Gas WATR 10
8015M_D W	TPHdiesel Water 10
1664TRPHW	TRPH 1664, Water 10
CAM16WATR	6010B ELEMENTS CAM16 WATER 10

**WORKORDER DATA SHEET**

Jan 16, 2002 08:32

4 14394004 14394004 TRIP BLANK  
WP TYPE SAMPLE MATRIX  
COLLECTED 01/15/02 00:00 DUE Water  
01/29/02 17:00

<u>Analyses</u>		<u>Turndays</u>
OXG/60W	8260B OXYGENATES WATR	10
8260 WATR	8260B GCMS VOLATILES WATR	10
8015M_G W	TPH Gas WATR	10

CHAIN OF CUSTODY / LABORATORY ANALYSIS REQUEST FORM

IT CORPORATION - 1326 North Market Boulevard, Sacramento, CA 95834

Purchase Order: \_\_\_\_\_

(916) 928-3300 FAX (916) 928-3341

Lab: Sparger Analyt

A10/R1-3

Project Name: Caltrans, Former Thomas Short Property  
 Project Number: 830714 / 01010000  
 Project Manager: Don Bransford  
 Company: IT CORPORATION  
 Address: 1326 North Market Boulevard  
 Sacramento, CA 95834  
 Dir. Ph: (916) 565-4186 FAX: (916) 928-3341  
 Sampler's Signature: *Paul Weinhardt*

					Analysis Requested										REMARKS									
Sample I.D.	Date	Time	LAB I.D.	Sample Matrix	Number of Containers	Fuel Oxygenates by 8260B;	VOCs by 8260B;	TPH as gas by 8015M	TPH as Diesel by 8015M	TRPH by 1664	CAM Metals by 6010/7470	NOT field filtered.										Container Types	Preservations	
MW-4	1/15	9:35		Water	7	4	1	1	1															
MW-5	1	9:44		Water	7	4	1	1	1															
MW-6	1	9:55		Water	7	4	1	1	1															
Trip Blank	1	N/A		Water	2/	2				X		Y												

RELINQUISHED BY		RECEIVED BY		RELINQUISHED BY		RECEIVED BY		TURNAROUND REQUIREMENTS 24 hr _____ 48 hr _____ 5 day _____ <input checked="" type="checkbox"/> Standard (-10-15 working days) Provide Verbal Preliminary Results Provide FAX Preliminary Results Requested Report Date: _____	REPORT REQUIREMENTS	
Signature <i>Paul Weinhardt</i>	Signature <i>Paul Neville</i>	Signature _____	Signature _____	Signature _____	Signature _____				<input checked="" type="checkbox"/> I. Routine Report <input type="checkbox"/> II. Report (includes DUP, MS MSD, as required, may be charged as samples) <input type="checkbox"/> III. Data Validation Report (includes All Raw Data) RWQCB (MDLs/PQLs/TRACE#)	
Printed Name PAUL WEINHARDT	Printed Name PAUL NEVILLE	Printed Name _____	Printed Name _____	Printed Name _____	Printed Name _____					
Firm IT CORP	Firm _____	Firm _____	Firm _____	Firm _____	Firm _____					
Date/Time 1/15/02	Date/Time 1-15-02 3:00	Date/Time _____	Date/Time _____	Date/Time _____	Date/Time _____					

RELINQUISHED BY	RECEIVED BY	Special Instructions/Comments:		Container Types Key:
Signature _____	Signature _____	CAM 17 Metals to be filtered / preserved in the lab. Sparger Technology 3050 Fite Circle, St. 112 Sacto, Ca 95827 916-362-8947 / Fx 362-0947 Contact: Will Fleming		40 ml VOA: 1
Printed Name _____	Printed Name _____			250 ml LPE: 2
Firm _____	Firm _____			500 ml LPE: 3
Date/Time _____	Date/Time _____			1 liter HDPE: 4
				500 ml glass: 5
				1 liter glass: 6
				2x6 s/s ring: 7
				glass jar: 8