



GETTLER-RYAN Inc.

RECEIVED
 9:50 am, Apr 18, 2008
 Alameda County
 Environmental Health

TRANSMITTAL

April 16, 2008
 G-R #386395

TO: Ms. Charlotte Evans
 Conestoga-Rovers & Associates
 5900 Hollis Street, Suite A
 Emeryville, CA 94608

CC: Mr. Ian Robb
 Chevron Environmental
 Management Company
 P.O. Box 6012, Room K2196
 San Ramon, California 94583

FROM: Deanna L. Harding
 Project Coordinator
 Gettler-Ryan Inc.
 6747 Sierra Court, Suite J
 Dublin, California 94568

RE: **Chevron Service Station
 #9-9708
 5910 MacArthur Boulevard
 Oakland, California
 RO 0000124**

WE HAVE ENCLOSED THE FOLLOWING:

COPIES	DATED	DESCRIPTION
2	April 15, 2008	Groundwater Monitoring and Sampling Report First Quarter Event of March 7, 2008

COMMENTS:

Pursuant to your request, we are providing you with a copy of the above referenced report for **your use and distribution to the following (via PDF):**

Mr. Barney Chan, Alameda County Health Care Services, Dept. of Environmental Health, 1131 Harbor Bay Parkway, Suite 250, Alameda, CA 94502-6577 (**Distributed by Conestoga-Rovers via PDF**)

Please provide any comments/changes and propose any groundwater monitoring modifications for the next event prior to **April 30, 2008**, at which time this final report will be distributed to the following:

cc: Mr. Nisson Saidion, 5910 MacArthur Boulevard, Oakland, CA 94605

Enclosures



Ian Robb
Project Manager
Marketing Business Unit

**Chevron Environmental
Management Company**
6001 Bollinger Canyon Road
San Ramon, CA 94583
Tel (925) 842-9496
Fax (925) 842-8370
ianrobb@chevron.com

April 16, 2008

Alameda County Health Care Services
1131 Harbor Bay Parkway, Suite 250
Alameda, CA 94502-6577

RE: Chevron Service Station # 9-9708

Address 5910 MacArthur Blvd., Oakland, California

I have reviewed the attached routine groundwater monitoring report dated April 16, 2008.

I agree with the conclusions and recommendations presented in the referenced report. The information in this report is accurate to the best of my knowledge and all local Agency/Regional Board guidelines have been followed. This report was prepared by Gettler-Ryan Inc., upon whose assistance and advice I have relied.

This letter is submitted pursuant to the requirements of California Water Code section 13267(b) (1) and the regulating implementation entitled Appendix A pertaining thereto.

I declare under penalty of perjury that the foregoing is true and correct.

Sincerely,

A handwritten signature in black ink, appearing to read "Ian Robb", written in a cursive style.

Ian Robb

Attachment: Report

WELL CONDITION STATUS SHEET

Client/Facility #: Chevron #9-9708
 Site Address: 5910 Macarthur Blvd.
 City: Oakland, CA

Job # 386395
 Event Date: 3-7-08
 Sampler: Joc

WELL ID	Vault Frame Condition	Gasket/O-Ring (M)missing	BOLTS (M) Missing (R) Replaced	Bolt Flanges B= Broken S= Stripped R=Retap	APRON Condition C=Cracked B=Broken G=Gone	Grout Seal (Deficient) inches from TOC	Casing (Condition prevents tight cap seal)	REPLACE LOCK Y/N	REPLACE CAP Y/N	WELL VAULT Manufacture/Size/ # of Bolts	Pictures Taken Yes / No
MW-1	O.K	O-ring (M)	O.K	O.K	O.K	O.K	O.K	N	N	Boart/Louay. 3	No
MW-2	Below grade	O-ring (M)		All (3) S			O.K			"	picture: 3-16-07
MW-3	Below grade	O-ring (M)		All (3) S		could not	could not secure plug + padlock properly to casing			"	picture: 3-16-07
MW-4	O.K	O.K		O.K	↓		O.K			6" Morrison/2	No
MW-5	Below grade	O.K		O.K	C		O.K			8" Morrison/2	No
MW-6	O.K	O.K	↓	O.K	O.K	↓	O.K	↓	↓	8" Morrison/2	No

Comments MW-3 well casing is too close to the deep bottom ~~center~~ side of cover.



GETTLER - RYAN INC.



April 15, 2008
G-R Job #386395

Mr. Ian Robb
Chevron Environmental Management Company
P.O. Box 6012, Room K2196
San Ramon, CA 94583

RE: First Quarter Event of March 7, 2008
Groundwater Monitoring & Sampling Report
Chevron Service Station #9-9708
5910 MacArthur Boulevard
Oakland, California

Dear Mr. Robb:


This report documents the most recent groundwater monitoring and sampling event performed by Gettler-Ryan Inc. (G-R) at the referenced site. All field work was conducted in accordance with G-R Standard Operating Procedure - Groundwater Sampling (attached).


Static groundwater levels were measured and the wells were checked for the presence of separate-phase hydrocarbons. Static water level data, groundwater elevations, and separate-phase hydrocarbon thickness (if any) are presented in the attached Table 1. A Potentiometric Map is included as Figure 1.

Groundwater samples were collected from the monitoring wells and submitted to a state certified laboratory for analyses. The field data sheets for this event are attached. Analytical results are presented in the table(s) listed below. The chain of custody document and laboratory analytical report are also attached.

Please call if you have any questions or comments regarding this report. Thank you.

Sincerely,


Deanna L. Harding
Project Coordinator


Douglas J. Lee
Senior Geologist, P.G. No. 6882


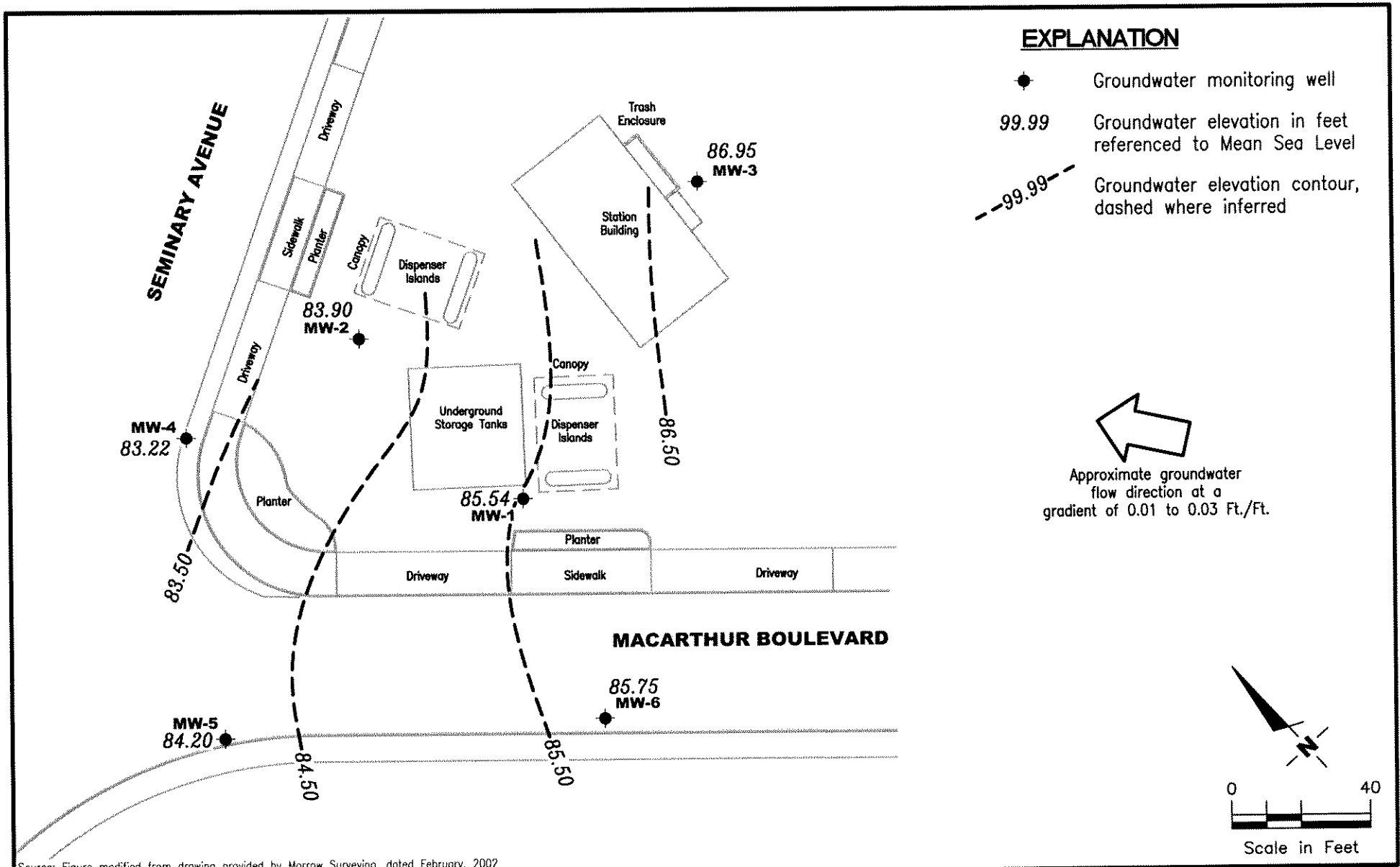


Figure 1: Potentiometric Map
Table 1: Groundwater Monitoring Data and Analytical Results
Attachments: Standard Operating Procedure - Groundwater Sampling
Field Data Sheets
Chain of Custody Document and Laboratory Analytical Reports



Source: Figure modified from drawing provided by Morrow Surveying, dated February, 2002

GETTLER - RYAN INC.
 6747 Sierra Court, Suite J
 Dublin, CA 94568 (925) 551-7555

POTENTIOMETRIC MAP
 Chevron Service Station #9-9708
 5910 MacArthur Boulevard
 Oakland, California

FIGURE
1

PROJECT NUMBER
386395

REVIEWED BY

DATE
 March 7, 2008

REVISED DATE

Table 1
Groundwater Monitoring Data and Analytical Results
Chevron Service Station #9-9708
5910 MacArthur Boulevard
Oakland, California

WELL ID/ DATE	TOC* (ft.)	GWE (msl)	DTW (ft.)	TPH-D (ppb)	TPH-G (ppb)	B (ppb)	T (ppb)	E (ppb)	X (ppb)	MTBE (ppb)	ETHANOL (ppb)	1,2-DCB◆ (ppb)	1,2-DCA◆ (ppb)	HVOCs◆ (ppb)
MW-1														
05/29/97	96.61	84.41	12.20	--	--	--	--	--	--	--	--	--	--	--
06/04/97	96.61	84.40	12.21	--	380	58	1.2	5.4	40	85	--	--	--	--
09/16/97	96.61	83.84	12.77	--	420	120	<0.5	19	2.7	28	--	--	--	--
12/17/97	96.61	85.43	11.18	--	210 ¹	43	0.61	11	0.61	69	--	--	--	--
03/18/98	96.61	84.59	12.02	--	210 ¹	47	<0.5	8.2	<0.5	92	--	--	--	--
06/28/98	96.61	83.99	12.62	--	<50	<0.5	<0.5	<0.5	<0.5	66	--	--	--	--
09/07/98	96.61	82.32	14.29	--	<50	6.7	<0.5	<0.5	<0.5	92	--	--	--	--
12/29/98	96.61	83.18	13.43	--	<100	<1.0	<1.0	2.24	1.14	278	--	--	--	--
03/11/99	96.61	83.80	12.81	--	110	<1.0	<1.0	7.95	<1.0	418	--	--	--	--
05/04/99	96.61	83.85	12.76	--	--	--	--	--	--	--	--	--	--	--
06/29/99	96.61	84.06	12.55	--	352	34.6	<2.5	51	<2.5	780	--	--	--	--
09/29/99	96.61	83.21	13.40	--	647	167	<2.5	58.6	14.8	1,570	--	--	--	--
12/08/99	96.61	85.70	10.91	--	481	121	1.16	17.9	11	3,910	--	--	--	--
03/01/00	96.61	85.46	11.15	--	2,580	481	6.84	86.6	41.9	5,460	--	--	--	--
06/23/00	96.61	83.68	12.93	--	900 ⁴	120	<5.0	22	6.7	5,400	--	--	--	--
09/30/00	96.61	83.07	13.54	--	1,300 ⁴	450	5.5	170	11	2,000	--	--	--	--
12/08/00	96.61	83.63	12.98	--	<1,000	41.7	<10.0	11.5	<10.0	6,030	--	--	--	--
03/01/01	96.61	84.94	11.67	--	340 ⁷	36.6	<0.500	10.1	<0.500	3,360	--	--	--	--
06/19/01	96.61	83.94	12.67	--	610 ⁴	110	<5.0	9.2	<5.0	110	--	--	--	--
09/18/01	96.61	83.48	13.13	--	200	32	0.55	3.0	<1.5	1,600	--	--	--	--
12/26/01	96.61	85.14	11.47	--	140	9.1	<0.50	1.2	<1.5	1,900	--	--	--	--
03/06/02	97.52	86.38	11.14	--	93	7.0	<0.50	0.72	<1.5	1,000	--	--	--	--
06/21/02	97.52	84.92	12.60	--	93	8.2	<0.50	1.2	<1.5	1,300	--	--	--	--
09/27/02	97.52	84.38	13.14	--	78	1.5	<0.50	<0.50	<1.5	1,200	--	--	--	--
12/26/02	97.52	87.74	9.78	--	86	1.7	<0.50	<0.50	<1.5	600	--	--	--	--
03/28/03	97.52	85.96	11.56	--	190	24	<0.50	2.4	<1.5	1,200	--	--	--	--
06/16/03 ¹¹	97.52	85.96	11.56	--	<50	3	<0.5	<0.5	<0.5	220	--	--	--	--
09/15/03 ¹¹	97.52	85.21	12.31	--	53	3	<0.5	<0.5	<0.5	580	<50	--	--	--
12/15/03 ¹¹	97.52	86.35	11.17	--	<50	<0.5	0.7	<0.5	0.8	410	<50	--	--	--
03/05/04 ¹¹	97.52	86.09	11.43	--	760	110	2	12	2	460	<50	--	--	--
06/18/04 ¹¹	97.52	85.40	12.12	--	1,400	200	3	7	2	740	<50	--	--	--
09/17/04 ¹¹	97.52	85.12	12.40	--	920	48	<0.5	<0.5	<0.5	340	<50	--	--	--
12/17/04 ¹¹	97.52	86.78	10.74	--	190	9	<0.5	<0.5	<0.5	110	<50	--	--	--
03/14/05 ¹¹	97.52	87.67	9.85	--	120	5	<0.5	<0.5	<0.5	130	<50	--	--	--
06/13/05 ¹¹	97.52	85.61	11.91	--	110	6	<0.5	<0.5	<0.5	130	<50	--	--	--
09/12/05 ¹¹	97.52	85.31	12.21	--	290	10	<0.5	<0.5	<0.5	90	<50	--	--	--
12/12/05 ¹¹	97.52	86.50	11.02	--	150	1	<0.5	<0.5	0.8	53	<50	--	--	--

Table 1
Groundwater Monitoring Data and Analytical Results
Chevron Service Station #9-9708
5910 MacArthur Boulevard
Oakland, California

WELL ID/ DATE	TOC* (ft.)	GWE (msl)	DTW (ft.)	TPH-D (ppb)	TPH-G (ppb)	B (ppb)	T (ppb)	E (ppb)	X (ppb)	MTBE (ppb)	ETHANOL (ppb)	1,2-DCB◆ (ppb)	1,2-DCA◆ (ppb)	HVOCs◆ (ppb)
MW-1 (cont)														
03/13/06 ¹¹	97.52	87.97	9.55	--	82	0.8	<0.5	<0.5	<0.5	66	<50	--	--	--
06/12/06 ¹¹	97.52	86.52	11.00	--	140	4	<0.5	<0.5	<0.5	65	<50	--	--	--
09/11/06 ¹¹	97.52	85.99	11.53	--	210	3	<0.5	<0.5	<0.5	32	<50	--	--	--
12/15/06 ¹¹	97.52	88.13	9.39	--	190	1	<0.5	<0.5	<0.5	31	<50	--	--	--
03/16/07 ¹¹	97.52	86.02	11.50	--	99	0.8	<0.5	<0.5	<0.5	41	<50	--	--	--
06/15/07 ¹¹	97.52	86.46	11.06	--	210	10	<0.5	<0.5	<0.5	49	<50	--	--	--
09/14/07 ¹¹	97.52	85.14	12.38	--	270	6	<0.5	<0.5	<0.5	35	<50	--	--	--
12/07/07 ¹¹	97.52	84.88	12.64	--	90	0.7	<0.5	<0.5	<0.5	43	<50	--	--	--
03/07/08¹¹	97.52	85.54	11.98	--	110	<0.5	<0.5	<0.5	<0.5	32	<50	--	--	--
MW-2														
05/29/97	96.91	83.85	13.06	--	--	--	--	--	--	--	--	--	--	--
06/04/97	96.91	83.96	12.95	--	1,600	120	5.9	32	15	2,100	--	--	--	--
09/16/97	96.91	83.92	12.99	--	1,100	23	3.2	7.0	2.5	1,200	--	--	--	--
12/17/97	96.91	84.73	12.18	--	7,100 ¹	650	69	610	69	4,700/2,600 ²	--	--	--	--
03/18/98	96.91	84.21	12.70	--	5,900 ¹	250	<50	98	<50	12,000/7,100 ²	--	--	--	--
06/28/98	96.91	83.98	12.93	--	4,300	400	<10	<10	<10	3,000/4,000 ²	--	--	--	--
09/07/98	96.91	83.94	12.97	--	3,700	220	5.1	38	7.6	1,300/1,400 ²	--	--	--	--
12/29/98	96.91	83.99	12.92	--	6,500	573	26.8	131	33.9	2,660	--	--	--	--
03/11/99	96.91	84.04	12.87	--	4,970	651	30.8	60.3	<5.0	2,600	--	--	--	--
05/04/99	96.91	84.05	12.86	--	--	--	--	--	--	--	--	--	--	--
06/29/99	96.91	83.98	12.93	--	2,030	238	11.6	8.98	<5.0	540	--	--	--	--
09/29/99	96.91	84.02	12.89	--	2,000	320	10.4	16.5	20.3	642	--	--	--	--
12/08/99	96.91	86.18	10.73	--	96.8	2.74	<0.5	<0.5	<0.5	<2.5	--	--	--	--
03/01/00	96.91	84.31	12.60	--	<50	6.92	<0.5	<0.5	<0.5	254	--	--	--	--
06/23/00	96.91	83.98	12.93	--	1,700 ⁴	490	7.5	<5.0	7.7	770	--	--	--	--
09/30/00	96.91	83.95	12.96	--	2,000 ⁴	420	14	<10	<10	380	--	--	--	--
12/08/00	96.91	83.98	12.93	--	984	54.9	<2.50	4.15	<2.50	306	--	--	--	--
03/01/01	96.91	84.15	12.76	--	<50.0	4.16	<0.500	<0.500	<0.500	245	--	--	--	--
06/19/01	96.91	83.23	13.68	--	1,700 ⁴	250	9.2	<5.0	6.9	410	--	--	--	--
09/18/01	96.91	83.96	12.95	--	1,700	42	1.9	2.0	2.9	280	--	--	--	--
12/26/01	96.91	83.88	13.03	--	<50	0.50	<0.50	<0.50	<1.5	120	--	--	--	--
03/06/02	97.81	84.82	12.99	--	670	170	2.5	<0.50	<1.5	410	--	--	--	--
06/21/02	97.81	84.10	13.71	--	1,800	120	7.3	2.0	3.1	440	--	--	--	--
09/27/02	97.81	82.51	15.30	--	180	11	1.0	<0.50	<1.5	4,700	--	--	--	--
12/26/02	97.81	84.81	13.00	--	<50	<0.50	<0.50	<0.50	<1.5	160	--	--	--	--

Table 1
Groundwater Monitoring Data and Analytical Results
Chevron Service Station #9-9708
5910 MacArthur Boulevard
Oakland, California

WELL ID/ DATE	TOC* (ft.)	GWE (msl)	DTW (ft.)	TPH-D (ppb)	TPH-G (ppb)	B (ppb)	T (ppb)	E (ppb)	X (ppb)	MTBE (ppb)	ETHANOL (ppb)	1,2-DCB◆ (ppb)	1,2-DCA◆ (ppb)	HVOCs◆ (ppb)
MW-2 (cont)														
03/28/03	97.81	84.46	13.35	--	580	88	2.2	22	12	280	--	--	--	--
06/16/03 ¹¹	97.81	83.10	14.71	--	200	1	29	<0.5	<0.5	1,400	--	--	--	--
09/15/03 ¹¹	97.81	82.78	15.03	--	130	<1	<1	<1	<1	2,400	<130	--	--	--
12/15/03 ¹¹	97.81	84.84	12.97	--	<50	<0.5	<0.5	<0.5	<0.5	63	<50	--	--	--
03/05/04 ¹¹	97.81	84.79	13.02	--	<50	0.8	<0.5	<0.5	<0.5	49	<50	--	--	--
06/18/04 ¹¹	97.81	82.72	15.09	--	60	<0.5	<0.5	<0.5	<0.5	1,900	<50	--	--	--
09/17/04 ¹¹	97.81	82.46	15.35	--	66	<1	<1	<1	<1	2,100	<130	--	--	--
12/17/04 ¹¹	97.81	84.61	13.20	--	120	7	<0.5	<0.5	0.7	91	<50	--	--	--
03/14/05 ¹¹	97.81	84.79	13.02	--	390	69	0.8	10	2	74	<50	--	--	--
06/13/05 ¹¹	97.81	82.87	14.94	--	<50	6	<0.5	<0.5	<0.5	10	<50	--	--	--
09/12/05 ¹¹	97.81	82.62	15.19	--	77	<1	<1	<1	<1	1,400	<100	--	--	--
12/12/05 ¹¹	97.81	84.32	13.49	--	14,000	1,500	1,100	660	3,500	82	<250	--	--	--
03/13/06 ¹¹	97.81	84.97	12.84	--	<50	<0.5	<0.5	<0.5	<0.5	1	<50	--	--	--
06/12/06 ¹¹	97.81	83.19	14.62	--	<50	<0.5	<0.5	<0.5	<0.5	81	<50	--	--	--
09/11/06 ¹¹	97.81	82.59	15.22	--	73	<0.5	<0.5	<0.5	<0.5	170	<50	--	--	--
12/15/06 ¹¹	97.81	84.86	12.95	--	<50	<0.5	<0.5	<0.5	<0.5	0.8	<50	--	--	--
03/16/07 ¹¹	97.81	84.41	13.40	--	<50	<0.5	<0.5	<0.5	<0.5	1	<50	--	--	--
06/17/07 ¹¹	97.81	83.14	14.67	--	<50	0.9	<0.5	<0.5	<0.5	46	<50	--	--	--
09/14/07 ¹¹	97.81	82.70	15.11	--	<50	0.7	<0.5	<0.5	<0.5	170	<50	--	--	--
12/07/07 ¹¹	97.81	82.46	15.35	--	<50	<0.5	<0.5	<0.5	<0.5	0.7	<50	--	--	--
03/07/08¹¹	97.81	83.90	13.91	--	<50	<0.5	<0.5	<0.5	<0.5	3	<50	--	--	--
MW-3														
05/29/97	97.86	86.41	11.45	--	--	--	--	--	--	--	--	--	--	--
06/04/97 ³	97.86	86.58	11.28	1200	<50	<0.5	<0.5	<0.5	<0.5	<5.0	--	ND	1.0	--
09/16/97	97.86	85.67	12.19	2,700 ¹	<50	<0.5	<0.5	<0.5	<0.5	<5.0	--	--	--	--
12/17/97	97.86	87.06	10.80	1,200 ¹	<50	0.9	0.53	<0.5	<0.5	<2.5	--	--	--	--
03/18/98	97.86	86.98	10.88	820 ¹	<50	<0.5	<0.5	<0.5	<0.5	<2.5	--	--	--	--
06/28/98	97.86	86.26	11.60	1,100 ¹	<50	<0.5	<0.5	<0.5	<0.5	<2.5	--	0.99	ND	<0.5-<5.0
09/07/98	97.86	85.64	12.22	1,100 ¹	<50	<0.5	<0.5	<0.5	<0.5	<2.5	--	0.79	0.54	--
12/29/98	97.86	86.06	11.80	1,760 ¹	185	<0.5	<0.5	<0.5	0.669	<2.0	--	1.04	0.578	<0.5-<5.0
03/11/99	97.86	86.83	11.03	1440	<50	<0.5	<0.5	<0.5	<0.5	<2.0	--	<1.0	<1.0	<1.0-<20
05/04/99	97.86	86.43	11.43	--	--	--	--	--	--	--	--	--	--	--
06/29/99	97.86	85.71	12.15	690 ¹	<50	<0.5	<0.5	<0.5	<0.5	<5.0	--	0.754	<0.5	<0.5-<5.0
09/29/99	97.86	INACCESSIBLE		--	--	--	--	--	--	--	--	--	--	--
12/08/99	97.86	88.43	9.43	1,000 ¹	<50	<0.5	<0.5	<0.5	<0.5	<2.5	--	<0.5	0.66	<0.5-<5.0

Table 1
Groundwater Monitoring Data and Analytical Results
Chevron Service Station #9-9708
5910 MacArthur Boulevard
Oakland, California

WELL ID/ DATE	TOC* (ft.)	GWE (mst)	DTW (ft.)	TPH-D (ppb)	TPH-G (ppb)	B (ppb)	T (ppb)	E (ppb)	X (ppb)	MTBE (ppb)	ETHANOL (ppb)	1,2-DCB◆ (ppb)	1,2-DCA◆ (ppb)	HVOCs◆ (ppb)
MW-3 (cont)														
03/01/00	97.86	87.16	10.70	--	<50	<0.5	<0.5	<0.5	<0.5	<2.5	--	0.821	0.984	<0.5-<5.0
06/23/00	97.86	85.96	11.90	2,600 ⁵	<50	<0.50	<0.50	<0.50	<0.50	<2.5	--	<2.0	<2.0	<0.5-<2.0
09/30/00	97.86	85.45	12.41	1,100 ⁵	<50	<0.50	0.61	<0.50	0.82	2.7	--	<2.0	<2.0	<0.50-<2.0
12/08/00	97.86	85.78	12.08	870 ⁵	<50.0	<0.500	<0.500	<0.500	<0.500	<2.50	--	<2.0	<2.0	<0.50-<10
03/01/01	97.86	87.09	10.77	1,060 ⁶	60.9 ⁷	<0.500	<0.500	<0.500	<0.500	<2.50	--	0.545	0.528	<0.500-<5.00
06/19/01	97.86	85.87	11.99	120 ⁵	<50	<0.50	<0.50	<0.50	<0.50	<2.5	--	<1.2	<1.6	<0.50-<2.0
09/18/01	97.86	85.19	12.67	4,800	<50	<0.50	<0.50	<0.50	<1.5	<2.5	--	<1 ⁸	<2 ⁸	<1-<2 ⁸
12/26/01	97.86	86.92	10.94	5,000	<50	<0.50	<0.50	<0.50	<1.5	<2.5	--	<1 ⁸	<2 ⁸	<1-<2.0 ⁸
03/06/02	98.78	87.20	11.58	30,000	<50	<0.50	<0.50	<0.50	<1.5	<2.5	--	<1 ⁸	<2 ⁸	<1-<2.0 ⁸
06/21/02	98.78	86.23	12.55	3,800 ¹⁰	<50	<0.50	<0.50	<0.50	<1.5	<2.5	--	<1 ⁸	<2 ⁸	<1-<2.0 ⁸
09/27/02	98.78	85.93	12.85	2,000	<50	<0.50	<0.50	<0.50	<1.5	<2.5	--	<1 ⁸	<2 ⁸	<1-<2.0 ⁸
12/26/02	98.78	87.87	10.91	3,600	<50	<0.50	<0.50	<0.50	<1.5	<2.5	--	<1 ⁸	<2 ⁸	<1-<2.0 ⁸
03/28/03	98.78	86.77	12.01	2,100	<50	<0.50	<0.50	<0.50	<1.5	<2.5	--	<1 ⁸	<1 ⁸	<0.8-<2 ⁸
06/16/03 ¹¹	98.78	86.79	11.99	2,400	<50	<0.5	<0.5	<0.5	<1	<0.5	--	<1 ⁸	0.8 ⁸	<0.5-<2 ⁸
09/15/03 ¹¹	98.78	86.07	12.71	4,300	<50	<0.5	<0.5	<0.5	<1	<0.5	<50	<1 ⁸	0.8 ⁸	<0.8-<2 ⁸
12/15/03 ¹¹	98.78	87.23	11.55	3,200	<50	<0.5	0.7	<0.5	0.7	<0.5	<50	<1 ⁸	0.8 ⁸	<0.8-<2 ⁸
03/05/04 ¹¹	98.78	87.66	11.12	8,000	<50	<0.5	0.6	<0.5	0.7	<0.5	<50	<1 ⁸	<0.5 ⁸	<0.8-<2 ⁸
06/18/04 ¹¹	98.78	86.21	12.57	3,100	<50	<0.5	<0.5	<0.5	<1	<0.5	<50	<1 ⁸	<0.5 ⁸	<0.8-<2 ⁸
09/17/04 ¹¹	98.78	85.92	12.86	3,200	<50	<0.5	<0.7	<0.8	<1.6	<0.5	<50	<1 ⁸	<1 ⁸	<0.8-<2 ⁸
12/17/04 ¹¹	98.78	87.63	11.15	2,800	<50	<0.5	<0.5	<0.5	<1.0	<0.5	<50	<1 ⁸	<0.5 ⁸	<0.8-<2 ⁸
03/14/05 ¹¹	98.78	88.21	10.57	1,300	<50	<0.5	<0.5	<0.5	<1.0	<0.5	<50	<1 ⁸	<0.5 ⁸	<0.8-<2 ⁸
06/13/05 ¹¹	98.78	86.45	12.33	2,700	<50	<0.5	<0.5	<0.5	<1.0	<0.5	<50	<1 ⁸	<0.5 ⁸	<0.8-<2 ⁸
09/12/05 ¹¹	98.78	85.89	12.89	2,000 ¹²	<50	<0.5	<0.5	<0.5	<1.0	<0.5	<50	<1 ⁸	<0.5 ⁸	<0.8-<2 ⁸
12/12/05 ¹¹	98.78	87.40	11.38	3,900 ¹²	<50	<0.5	<0.5	<0.5	<1.0	<0.5	<50	<1 ⁸	<0.5 ⁸	<0.8-<2 ⁸
03/13/06 ¹¹	98.78	88.43	10.35	2,800	<50	<0.5	<0.5	<0.5	<1.0	<0.5	<50	<1 ⁸	<0.5 ⁸	<0.8-<2 ⁸
06/12/06 ¹¹	98.78	87.05	11.73	3,600	<50	<0.5	<0.5	<0.5	<1.0	<0.5	<50	<1 ⁸	<0.5 ⁸	<0.8-<2 ⁸
09/11/06 ¹¹	98.78	86.42	12.36	4,000	<50	<0.5	<0.5	<0.5	<1.0	<0.5	<50	<1 ⁸	<0.5 ⁸	<0.8-<2 ⁸
12/15/06 ¹¹	98.78	86.91	11.87	3,100	<50	<0.5	<0.5	<0.5	<1.0	<0.5	<50	<1 ⁸	<0.5 ⁸	<0.8-<2 ⁸
03/16/07 ¹¹	98.78	87.55	11.23	1,800	<50	<0.5	<0.5	<0.5	<1.0	<0.5	<50	<1 ⁸	<0.5 ⁸	<0.8-<2 ⁸
06/15/07 ¹¹	98.78	86.97	11.81	2,000	<50	<0.5	<0.5	<0.5	<1.0	<0.5	<50	<2 ⁸	<0.5 ⁸	<0.8-<2 ⁸
09/14/07 ¹¹	98.78	86.31	12.47	1,600	<50	<0.5	<0.5	<0.5	<1.0	<0.5	<50	<1 ⁸	<0.5 ⁸	<0.8-<2 ⁸
12/07/07 ¹¹	98.78	86.02	12.76	2,200	<50	<0.5	<0.5	<0.5	<1.0	<0.5	330	<1 ⁸	<0.5 ⁸	<0.8-<2 ^{8,13}
03/07/08 ¹¹	98.78	86.95	11.83	6,500	<50	<0.5	<0.5	<0.5	<1.0	<0.5	<50	<1 ⁸	<0.5 ⁸	<0.8-<2 ⁸

Table 1
Groundwater Monitoring Data and Analytical Results
Chevron Service Station #9-9708
5910 MacArthur Boulevard
Oakland, California

WELL ID/ DATE	TOC* (ft.)	GWE (mst)	DTW (ft.)	TPH-D (ppb)	TPH-G (ppb)	B (ppb)	T (ppb)	E (ppb)	X (ppb)	MTBE (ppb)	ETHANOL (ppb)	1,2-DCB◆ (ppb)	1,2-DCA◆ (ppb)	HVOCs◆ (ppb)
MW-4														
05/04/99	96.25	83.66	12.59	--	140	<0.5	0.62	0.67	2.6	<2.5	--	--	--	--
06/29/99	96.25	83.64	12.61	--	183	<0.5	<0.5	1.1	<0.5	<5.0	--	--	--	--
09/29/99	96.25	83.70	12.55	--	64.3	<0.5	<0.5	<0.5	1.18	<2.5	--	--	--	--
12/08/99	96.25	83.81	12.44	--	91.2	0.589	<0.5	0.52	<0.5	86	--	--	--	--
03/01/00	96.25	84.55	11.70	--	<50	<0.5	<0.5	<0.5	<0.5	<2.5	--	--	--	--
06/23/00	96.25	84.12	12.13	--	<50	<0.50	<0.50	<0.50	<0.50	<2.5	--	--	--	--
09/30/00	96.25	84.30	11.95	--	<50	<0.50	<0.50	<0.50	<0.50	<2.5	--	--	--	--
12/08/00	96.25	83.85	12.40	--	<50.0	<0.500	<0.500	<0.500	<0.500	<2.50	--	--	--	--
03/01/01	96.25	INACCESSIBLE		--	--	--	--	--	--	--	--	--	--	--
06/19/01	96.25	82.83	13.42	--	210 ⁷	7.6	1.4	<0.50	<0.50	10	--	--	--	--
09/18/01	96.25	83.17	13.08	--	<50	<0.50	<0.50	<0.50	<1.5	<2.5	--	--	--	--
12/26/01	96.25	83.36	12.89	--	<50	<0.50	<0.50	<0.50	<1.5	<2.5	--	--	--	--
03/06/02	97.14	84.06	13.08	--	<50	<0.50	<0.50	<0.50	<1.5	<2.5	--	--	--	--
06/21/02	97.14	83.63	13.51	--	<50	<0.50	12	<0.50	<1.5	<2.5	--	--	--	--
09/27/02	97.14	83.47	13.67	--	110	<0.50	<0.50	<0.50	<1.5	<2.5	--	--	--	--
12/26/02	97.14	84.12	13.02	--	<50	<0.50	2.6	<0.50	<1.5	<2.5	--	--	--	--
03/28/03	97.14	83.71	13.43	--	<50	<0.50	<0.50	<0.50	<1.5	18	--	--	--	--
06/16/03 ¹¹	97.14	83.10	14.04	--	250	<0.5	31	<0.5	<0.5	<0.5	--	--	--	--
09/15/03 ¹¹	97.14	82.93	14.21	--	220	<0.5	<0.5	<0.5	<0.5	<0.5	<50	--	--	--
12/15/03 ¹¹	97.14	84.30	12.84	--	310	<0.5	21	<0.5	1	<0.5	<50	--	--	--
03/05/04 ¹¹	97.14	84.00	13.14	--	<50	<0.5	0.7	<0.5	0.6	5	<50	--	--	--
06/18/04 ¹¹	97.14	83.14	14.00	--	220	<0.5	<0.5	<0.5	<0.5	1	<50	--	--	--
09/17/04 ¹¹	97.14	83.06	14.08	--	97	<0.5	<0.5	<0.5	<0.5	<0.5	<50	--	--	--
12/17/04 ¹¹	97.14	83.77	13.37	--	<50	<0.5	<0.5	<0.5	<0.5	0.9	<50	--	--	--
03/14/05 ¹¹	97.14	83.69	13.45	--	<50	<0.5	0.8	<0.5	<0.5	1	<50	--	--	--
06/13/05 ¹¹	97.14	83.53	13.61	--	<50	<0.5	<0.5	<0.5	<0.5	2	<50	--	--	--
09/12/05 ¹¹	97.14	83.34	13.80	--	<50	<0.5	<0.5	<0.5	<0.5	<0.5	<50	--	--	--
12/12/05 ¹¹	97.14	83.54	13.60	--	<50	<0.5	<0.5	<0.5	<0.5	1	<50	--	--	--
03/13/06 ¹¹	97.14	83.95	13.19	--	<50	<0.5	<0.5	<0.5	<0.5	1	<50	--	--	--
06/12/06 ¹¹	97.14	83.27	13.87	--	<50	<0.5	<0.5	<0.5	<0.5	0.7	<50	--	--	--
09/11/06 ¹¹	97.14	82.98	14.16	--	<50	<0.5	<0.5	<0.5	<0.5	0.7	<50	--	--	--
12/15/06 ¹¹	97.14	83.96	13.18	--	<50	<0.5	<0.5	<0.5	<0.5	0.9	<50	--	--	--
03/16/07 ¹¹	97.14	83.44	13.70	--	<50	<0.5	<0.5	<0.5	<0.5	0.6	<50	--	--	--
06/15/07 ¹¹	97.14	83.23	13.91	--	<50	<0.5	<0.5	<0.5	<0.5	0.6	<50	--	--	--
09/14/07 ¹¹	97.14	83.12	14.02	--	<50	<0.5	<0.5	<0.5	<0.5	<0.5	<50	--	--	--
12/07/07 ¹¹	97.14	82.91	14.23	--	<50	<0.5	<0.5	<0.5	<0.5	<0.5	<50	--	--	--
03/07/08¹¹	97.14	83.22	13.92	--	<50	<0.5	<0.5	<0.5	<0.5	1	<50	--	--	--

Table 1
Groundwater Monitoring Data and Analytical Results
Chevron Service Station #9-9708
5910 MacArthur Boulevard
Oakland, California

WELL ID/ DATE	TOC* (ft.)	GWE (msl)	DTW (ft.)	TPH-D (ppb)	TPH-G (ppb)	B (ppb)	T (ppb)	E (ppb)	X (ppb)	MTBE (ppb)	ETHANOL (ppb)	1,2-DCB◆ (ppb)	1,2-DCA◆ (ppb)	HVOCs◆ (ppb)
MW-5														
03/06/02 ⁹	95.71	84.31	11.40	--	4,900	18	2.7	29	9.8	290	--	--	--	--
06/21/02	95.71	83.29	12.42	--	1,400	3.6	1.4	<0.50	1.6	190	--	--	--	--
09/27/02	95.71	83.00	12.71	--	540	1.3	<0.50	<0.50	<1.5	190	--	--	--	--
12/26/02	95.71	85.55	10.16	--	2,600	5.0	0.86	3.6	3.7	170	--	--	--	--
03/28/03	95.71	84.25	11.46	--	920	3.8	<0.50	2.1	1.7	160	--	--	--	--
06/16/03 ¹¹	95.71	83.92	11.79	--	600	3	0.9	0.7	0.9	150	--	--	--	--
09/15/03 ¹¹	95.71	83.28	12.43	--	760	<0.5	<0.5	<0.5	<0.5	180	<50	--	--	--
12/15/03 ¹¹	95.71	85.01	10.70	--	1,200	0.7	0.5	0.6	0.8	120	<50	--	--	--
03/05/04 ¹¹	95.71	84.65	11.06	--	1,800	2	0.7	0.7	2	60	<50	--	--	--
06/18/04 ¹¹	95.71	83.54	12.17	--	1,700	<0.5	<0.5	<0.5	<0.5	77	<50	--	--	--
09/17/04 ¹¹	95.71	83.35	12.36	--	1,900	<0.5	<0.5	<0.5	0.6	73	<50	--	--	--
12/17/04 ¹¹	95.71	84.91	10.80	--	1,200	1	<0.5	<0.5	0.6	41	<50	--	--	--
03/14/05 ¹¹	95.71	85.26	10.45	--	1,400	9	<0.5	<0.5	<0.5	19	<50	--	--	--
06/13/05 ¹¹	95.71	83.82	11.89	--	760	<0.5	<0.5	<0.5	<0.5	16	<50	--	--	--
09/12/05 ¹¹	95.71	83.43	12.28	--	610	<0.5	<0.5	<0.5	<0.5	22	<50	--	--	--
12/12/05 ¹¹	95.71	84.63	11.08	--	630	<0.5	<0.5	<0.5	<0.5	13	63	--	--	--
03/13/06 ¹¹	95.71	85.45	10.26	--	1,100	1	<0.5	<0.5	0.5	9	<50	--	--	--
06/12/06 ¹¹	95.71	83.91	11.80	--	460	<0.5	<0.5	<0.5	<0.5	10	<50	--	--	--
09/11/06 ¹¹	95.71	83.30	12.41	--	510	<0.5	<0.5	<0.5	<0.5	10	<50	--	--	--
12/15/06 ¹¹	95.71	85.21	10.50	--	1,000	0.7	<0.5	<0.5	<0.5	6	<50	--	--	--
03/16/07 ¹¹	95.71	84.71	11.00	--	430	<0.5	<0.5	<0.5	<0.5	8	<50	--	--	--
06/15/07 ¹¹	95.71	83.83	11.88	--	420	<0.5	<0.5	<0.5	<0.5	5	<50	--	--	--
09/14/07 ¹¹	95.71	83.39	12.32	--	380	<0.5	<0.5	<0.5	<0.5	6	<50	--	--	--
12/07/07 ¹¹	95.71	83.14	12.57	--	420	<0.5	<0.5	<0.5	<0.5	3	<50	--	--	--
03/07/08¹¹	95.71	84.20	11.51	--	400	<0.5	<0.5	<0.5	<0.5	4	<50	--	--	--
MW-6														
03/06/02 ⁹	95.84	85.67	10.17	--	220	<0.50	<0.50	<0.50	<1.5	53	--	--	--	--
06/21/02	95.84	84.86	10.98	--	<50	<0.50	<0.50	<0.50	<1.5	15	--	--	--	--
09/27/02	95.84	84.61	11.23	--	<50	<0.50	<0.50	<0.50	<1.5	11	--	--	--	--
12/26/02	95.84	87.47	8.37	--	57	<0.50	<0.50	<0.50	<1.5	19	--	--	--	--
03/28/03	95.84	85.53	10.31	--	<50	<0.50	<0.50	<0.50	<1.5	11	--	--	--	--
06/16/03 ¹¹	95.84	85.50	10.34	--	<50	<0.5	0.6	<0.5	<0.5	5	--	--	--	--
09/15/03 ¹¹	95.84	84.84	11.00	--	<50	<0.5	<0.5	<0.5	<0.5	6	<50	--	--	--
12/15/03 ¹¹	95.84	86.49	9.35	--	<50	<0.5	<0.5	<0.5	<0.5	4	<50	--	--	--
03/05/04 ¹¹	95.84	87.04	8.80	--	<50	<0.5	<0.5	<0.5	<0.5	<0.5	<50	--	--	--

Table 1
Groundwater Monitoring Data and Analytical Results
Chevron Service Station #9-9708
5910 MacArthur Boulevard
Oakland, California

WELL ID/ DATE	TOC* (ft.)	GWE (msl)	DTW (ft.)	TPH-D (ppb)	TPH-G (ppb)	B (ppb)	T (ppb)	E (ppb)	X (ppb)	MTBE (ppb)	ETHANOL (ppb)	1,2-DCB◆ (ppb)	1,2-DCA◆ (ppb)	HVOCs◆ (ppb)
MW-6 (cont)														
06/18/04 ¹¹	95.84	85.04	10.80	--	<50	<0.5	<0.5	<0.5	<0.5	2	<50	--	--	--
09/17/04 ¹¹	95.84	84.84	11.00	--	<50	<0.5	<0.5	<0.5	<0.5	2	<50	--	--	--
12/17/04 ¹¹	95.84	86.32	9.52	--	<50	<0.5	<0.5	<0.5	<0.5	2	<50	--	--	--
03/14/05 ¹¹	95.84	86.94	8.90	--	<50	<0.5	<0.5	<0.5	<0.5	0.8	<50	--	--	--
06/13/05 ¹¹	95.84	85.37	10.47	--	<50	<0.5	<0.5	<0.5	<0.5	<0.5	<50	--	--	--
09/12/05 ¹¹	95.84	85.16	10.68	--	<50	<0.5	<0.5	<0.5	<0.5	1	<50	--	--	--
12/12/05 ¹¹	95.84	86.15	9.69	--	<50	<0.5	<0.5	<0.5	<0.5	1	<50	--	--	--
03/13/06 ¹¹	95.84	87.16	8.68	--	<50	<0.5	<0.5	<0.5	<0.5	1	<50	--	--	--
06/12/06 ¹¹	95.84	85.03	10.81	--	<50	<0.5	<0.5	<0.5	<0.5	0.7	<50	--	--	--
09/11/06 ¹¹	95.84	84.80	11.04	--	<50	<0.5	<0.5	<0.5	<0.5	0.6	<50	--	--	--
12/15/06 ¹¹	95.84	86.82	9.02	--	<50	<0.5	<0.5	<0.5	<0.5	0.7	<50	--	--	--
03/16/07 ¹¹	95.84	86.06	9.78	--	<50	<0.5	<0.5	<0.5	<0.5	1	<50	--	--	--
06/15/07 ¹¹	95.84	84.99	10.85	--	<50	<0.5	<0.5	<0.5	<0.5	0.7	<50	--	--	--
09/14/07 ¹¹	95.84	85.71	10.13	--	<50	<0.5	<0.5	<0.5	<0.5	0.9	<50	--	--	--
12/07/07 ¹¹	95.84	85.39	10.45	--	<50	<0.5	<0.5	<0.5	<0.5	<0.5	<50	--	--	--
03/07/08¹¹	95.84	85.75	10.09	--	<50	<0.5	<0.5	<0.5	<0.5	0.9	<50	--	--	--
TRIP BLANK														
06/04/97	--	--	--	--	<50	<0.5	<0.5	<0.5	<0.5	<5.0	--	--	--	--
09/16/97	--	--	--	--	<50	<0.5	<0.5	<0.5	<0.5	<5.0	--	--	--	--
12/17/97	--	--	--	--	<50	<0.5	<0.5	<0.5	<0.5	<2.5	--	--	--	--
03/18/98	--	--	--	--	<50	<0.5	<0.5	<0.5	<0.5	<2.5	--	--	--	--
06/28/98	--	--	--	--	<50	<0.5	<0.5	<0.5	<0.5	<2.5	--	--	--	--
09/07/98	--	--	--	--	<50	<0.5	<0.5	<0.5	<0.5	<2.5	--	--	--	--
09/07/98	--	--	--	--	<50	<0.5	<0.5	<0.5	<0.5	<2.5	--	--	--	--
12/29/98	--	--	--	--	<50	<0.5	<0.5	<0.5	<0.5	<2.0	--	--	--	--
03/11/99	--	--	--	--	<50	<0.5	<0.5	<0.5	<0.5	<2.0	--	--	--	--
05/04/99	--	--	--	--	<50	<0.5	<0.5	<0.5	<0.5	<2.5	--	--	--	--
06/29/99	--	--	--	--	<50	<0.5	<0.5	<0.5	<0.5	<5.0	--	--	--	--
09/29/99	--	--	--	--	<50	<0.5	<0.5	<0.5	<0.5	<2.5	--	--	--	--
12/08/99	--	--	--	--	<50	<0.5	<0.5	<0.5	<0.5	<2.5	--	--	--	--
03/01/00	--	--	--	--	<50	<0.5	<0.5	<0.5	<0.5	<2.5	--	--	--	--
06/23/00	--	--	--	--	<50	<0.50	<0.50	<0.50	<0.50	<2.5	--	--	--	--
09/30/00	--	--	--	--	<50	<0.50	<0.50	<0.50	<0.50	<2.5	--	--	--	--
12/08/00	--	--	--	--	<50.0	<0.500	<0.500	<0.500	<0.500	<2.50	--	--	--	--

Table 1
Groundwater Monitoring Data and Analytical Results
Chevron Service Station #9-9708
5910 MacArthur Boulevard
Oakland, California

WELL ID/ DATE	TOC* (ft.)	GWE (msl)	DTW (ft.)	TPH-D (ppb)	TPH-G (ppb)	B (ppb)	T (ppb)	E (ppb)	X (ppb)	MTBE (ppb)	ETHANOL (ppb)	1,2-DCB◆ (ppb)	1,2-DCA◆ (ppb)	HVOCs◆ (ppb)
TRIP BLANK (cont)														
03/01/01	--	--	--	--	<50.0	<0.500	<0.500	<0.500	<0.500	<2.50	--	--	--	--
06/19/01	--	--	--	--	<50	<0.50	<0.50	<0.50	<0.50	<2.5	--	--	--	--
09/18/01	--	--	--	--	<50	<0.50	<0.50	<0.50	<1.5	<2.5	--	--	--	--
QA														
12/26/01	--	--	--	--	<50	<0.50	<0.50	<0.50	<1.5	<2.5	--	--	--	--
03/06/02	--	--	--	--	<50	<0.50	<0.50	<0.50	<1.5	<2.5	--	--	--	--
06/21/02	--	--	--	--	<50	<0.50	<0.50	<0.50	<1.5	<2.5	--	--	--	--
09/27/02	--	--	--	--	<50	<0.50	<0.50	<0.50	<1.5	<2.5	--	--	--	--
12/26/02	--	--	--	--	<50	<0.50	<0.50	<0.50	<1.5	<2.5	--	--	--	--
03/28/03	--	--	--	--	<50	<0.50	<0.50	<0.50	<1.5	<2.5	--	--	--	--
06/16/03 ¹¹	--	--	--	--	<50	<0.5	<0.5	<0.5	<0.5	<0.5	--	--	--	--
09/15/03 ¹¹	--	--	--	--	<50	<0.5	<0.5	<0.5	<0.5	<0.5	--	--	--	--
12/15/03 ¹¹	--	--	--	--	<50	<0.5	<0.5	<0.5	<0.5	<0.5	--	--	--	--
03/05/04 ¹¹	--	--	--	--	<50	<0.5	<0.5	<0.5	<0.5	<0.5	--	--	--	--
06/18/04 ¹¹	--	--	--	--	<50	<0.5	<0.5	<0.5	<0.5	<0.5	--	--	--	--
09/17/04 ¹¹	--	--	--	--	<50	<0.5	<0.5	<0.5	<0.5	<0.5	--	--	--	--
12/17/04 ¹¹	--	--	--	--	<50	<0.5	<0.5	<0.5	<0.5	<0.5	--	--	--	--
03/14/05 ¹¹	--	--	--	--	<50	<0.5	<0.5	<0.5	<0.5	<0.5	--	--	--	--
06/13/05 ¹¹	--	--	--	--	<50	<0.5	<0.5	<0.5	<0.5	<0.5	--	--	--	--
09/12/05 ¹¹	--	--	--	--	<50	<0.5	<0.5	<0.5	<0.5	<0.5	--	--	--	--
12/12/05 ¹¹	--	--	--	--	<50	<0.5	<0.5	<0.5	<0.5	<0.5	--	--	--	--
03/13/06 ¹¹	--	--	--	--	<50	<0.5	<0.5	<0.5	<0.5	<0.5	--	--	--	--
06/12/06 ¹¹	--	--	--	--	<50	<0.5	<0.5	<0.5	<0.5	<0.5	--	--	--	--
09/11/06 ¹¹	--	--	--	--	<50	<0.5	<0.5	<0.5	<0.5	<0.5	--	--	--	--
12/15/06 ¹¹	--	--	--	--	<50	<0.5	<0.5	<0.5	<0.5	<0.5	--	--	--	--
03/16/07 ¹¹	--	--	--	--	<50	<0.5	<0.5	<0.5	<0.5	<0.5	--	--	--	--
06/15/07 ¹¹	--	--	--	--	<50	<0.5	<0.5	<0.5	<0.5	<0.5	--	--	--	--
09/14/07 ¹¹	--	--	--	--	<50	<0.5	<0.5	<0.5	<0.5	<0.5	--	--	--	--
12/07/07 ¹¹	--	--	--	--	<50	<0.5	<0.5	<0.5	<0.5	<0.5	--	--	--	--
03/07/08¹¹	--	--	--	--	<50	<0.5	<0.5	<0.5	<0.5	<0.5	--	--	--	--

Table 1
Groundwater Monitoring Data and Analytical Results
Chevron Service Station #9-9708
5910 MacArthur Boulevard
Oakland, California

EXPLANATIONS:

Groundwater monitoring data and laboratory analytical results prior to June 23, 2000, were compiled from reports prepared by Blaine Tech Services, Inc.

TOC = Top of Casing	TPH-G = Total Petroleum Hydrocarbons as Gasoline	I,2-DCB = 1,2-Dichlorobenzene
(ft.) = Feet	B = Benzene	I,2-DCA = 1,2-Dichloroethane
GWE = Groundwater Elevation	T = Toluene	HVOCs = Halogenated Volatile Organic Compounds
(msl) = Mean sea level	E = Ethylbenzene	ND = Not Detected
DTW = Depth to Water	X = Xylenes	-- = Not Measured/Not Analyzed
TPH-D Total Petroleum Hydrocarbons as Diesel	MTBE = Methyl tertiary butyl ether	QA = Quality Assurance/Trip Blank

* TOC elevations were surveyed in February 2002, by Morrow Surveying. Elevations are based on City of Oakland Benchmark; a standard city of Oakland disc stamped "SEC 50 STA F" set under a standard casting on the monument line of Camden Street and 72 feet westerly of the monument at Seminary and Camden, (Elevation = 90.63 feet).

◆ Analysis by EPA Method 8010.

- 1 Chromatogram pattern indicates an unidentified hydrocarbon.
- 2 Confirmation run.
- 3 Sample also analyzed for the following: Total Oil & Grease by EPA Method 5520F was ND;
Semivolatile Organics by EPA Method 8270B were ND; Volatile Organics by EPA Method 8010B were ND.
- 4 Laboratory report indicates gasoline C6-C12.
- 5 Laboratory report indicates unidentified hydrocarbons >C16.
- 6 Laboratory report indicates unidentified hydrocarbons C9-C24.
- 7 Laboratory report indicates unidentified hydrocarbons C6-C12.
- 8 Volatile Organic Compounds (VOCs) by EPA Method 8260.
- 9 Well development performed.
- 10 Laboratory report indicates the observed sample pattern is not typical of diesel/#2 fuel oil.
- 11 BTEX and MTBE by EPA Method 8260.
- 12 Laboratory report indicates the observed sample pattern includes #2 fuel/diesel and an additional pattern which elutes later in the DRO range.
- 13 Laboratory report indicates Chloroform at 7ppb.

NOTE: All other VOC concentrations were below detection limits.

STANDARD OPERATING PROCEDURE - GROUNDWATER SAMPLING

Gettler-Ryan Inc. field personnel adhere to the following procedures for the collection and handling of groundwater samples prior to analysis by the analytical laboratory. Prior to sample collection, the type of analysis to be performed is determined. Loss prevention of volatile compounds is controlled and sample preservation for subsequent analysis is maintained.

Prior to sampling, the presence or absence of free-phase hydrocarbons is determined using an interface probe. Product thickness, if present, is measured to the nearest 0.01 foot and is noted in the field notes. In addition, all depth to water level measurements are collected with a static water level indicator and are also recorded in the field notes, prior to purging and sampling any wells.

After water levels are collected and prior to sampling, if purging is to occur, each well is purged a minimum of three well casing volumes of water using pre-cleaned pumps (stack, suction, Grundfos), or disposable bailers. Temperature, pH and electrical conductivity are measured a minimum of three times during the purging. Purging continues until these parameters stabilize.

Groundwater samples are collected using disposable bailers. The water samples are transferred from the bailer into appropriate containers. Pre-preserved containers, supplied by analytical laboratories, are used when possible. When pre-preserved containers are not available, the laboratory is instructed to preserve the sample as appropriate. Duplicate samples are collected for the laboratory to use in maintaining quality assurance/quality control standards. The samples are labeled to include the job number, sample identification, collection date and time, analysis, preservation (if any), and the sample collector's initials. The water samples are placed in a cooler, maintained at 4°C for transport to the laboratory. Once collected in the field, all samples are maintained under chain of custody until delivered to the laboratory.

The chain of custody document includes the job number, type of preservation, if any, analysis requested, sample identification, date and time collected, and the sample collector's name. The chain of custody is signed and dated (including time of transfer) by each person who receives or surrenders the samples, beginning with the field personnel and ending with the laboratory personnel.

A laboratory supplied trip blank accompanies each sampling set. For sampling sets greater than 20 samples, 5% trip blanks are included. The trip blank is analyzed for some or all of the same compounds as the groundwater samples.

As requested by Chevron Environmental Management Company, the purge water and decontamination water generated during sampling activities is transported by IWM to Chemical Waste Management located in Kettleman Hill, California.



GETTLER-RYAN INC.

WELL MONITORING/SAMPLING FIELD DATA SHEET

Client/Facility#: Chevron #9-9708 Job Number: 386395
 Site Address: 5910 Macarthur Blvd. Event Date: 3-7-08 (inclusive)
 City: Oakland, CA Sampler: Joc

Well ID: MW-1
 Well Diameter: 2 in.
 Total Depth: 20.26 ft.
 Depth to Water: 11.98 ft.

Date Monitored: 3-7-08

Volume Factor (VF)	3/4"= 0.02	1"= 0.04	2"= 0.17	3"= 0.38
	4"= 0.66	5"= 1.02	6"= 1.50	12"= 5.80

Depth to Water w/ 80% Recharge [(Height of Water Column x 0.20) + DTW]: 13.63
 Check if water column is less than 0.50 ft.
 xVF 0.17 = 1.40 x3 case volume = Estimated Purge Volume: 4.5 gal.

Purge Equipment:
 Disposable Bailer
 Stainless Steel Bailer _____
 Stack Pump _____
 Suction Pump _____
 Grundfos _____
 Peristaltic Pump _____
 QED Bladder Pump _____
 Other: _____

Sampling Equipment:
 Disposable Bailer
 Pressure Bailer _____
 Discrete Bailer _____
 Peristaltic Pump _____
 QED Bladder Pump _____
 Other: _____

Time Started: _____ (2400 hrs)
 Time Completed: _____ (2400 hrs)
 Depth to Product: _____ ft
 Depth to Water: _____ ft
 Hydrocarbon Thickness: 0 ft
 Visual Confirmation/Description: _____
 Skimmer / Absorbant Sock (circle one)
 Amt Removed from Skimmer: _____ gal
 Amt Removed from Well: _____ gal
 Water Removed: _____
 Product Transferred to: _____

Start Time (purge): 0925 Weather Conditions: clear
 Sample Time/Date: 0950 / 3-7-08 Water Color: clear Odor: YIN
 Approx. Flow Rate: _____ gpm. Sediment Description: _____
 Did well de-water? _____ If yes, Time: _____ Volume: _____ gal. DTW @ Sampling: 12.05

Time (2400 hr.)	Volume (gal.)	pH	Conductivity (µmhos/cm) (µS)	Temperature (C / F)	D.O. (mg/L)	ORP (mV)
<u>0934</u>	<u>1.5</u>	<u>6.96</u>	<u>802</u>	<u>60.6</u>	_____	_____
<u>0938</u>	<u>3</u>	<u>6.92</u>	<u>791</u>	<u>60.4</u>	_____	_____
<u>0943</u>	<u>4.5</u>	<u>6.87</u>	<u>787</u>	<u>60.5</u>	_____	_____

LABORATORY INFORMATION

SAMPLE ID	(#) CONTAINER	REFRIG.	PRESERV. TYPE	LABORATORY	ANALYSES
MW-1	6 x vov vial	YES	HCL	LANCASTER	TPH-G(8015)/BTEX+MTBE(8260)/ETHANOL (8260)
	3 x 500ml ambers	YES	NP	LANCASTER	TPH-D(8015)
	6 x vov vial	YES	HCL	LANCASTER	HVOC's(8260)

COMMENTS: _____

Add/Replaced Lock: _____ Add/Replaced Plug: _____ Add/Replaced Bolt: _____



GETTLER-RYAN INC.

WELL MONITORING/SAMPLING FIELD DATA SHEET

Client/Facility#: Chevron #9-9708
 Site Address: 5910 Macarthur Blvd.
 City: Oakland, CA

Job Number: 386395
 Event Date: 3-7-08 (inclusive)
 Sampler: Joe

Well ID: MW-2
 Well Diameter: 2 in.
 Total Depth: 20.25 ft.
 Depth to Water: 13.91 ft.

Date Monitored: 3-7-08

Volume	3/4"= 0.02	1"= 0.04	2"= 0.17	3"= 0.38
Factor (VF)	4"= 0.66	5"= 1.02	6"= 1.50	12"= 5.80

Check if water column is less than 0.50 ft.

Depth to Water w/ 80% Recharge [(Height of Water Column x 0.20) + DTW]: 17.63
 $6.34 \times VF \ 0.17 = 1.08 \times 3 \text{ case volume} = \text{Estimated Purge Volume: } 3.5 \text{ gal.}$

Purge Equipment:
 Disposable Bailer
 Stainless Steel Bailer _____
 Stack Pump _____
 Suction Pump _____
 Grundfos _____
 Peristaltic Pump _____
 QED Bladder Pump _____
 Other: _____

Sampling Equipment:
 Disposable Bailer
 Pressure Bailer _____
 Discrete Bailer _____
 Peristaltic Pump _____
 QED Bladder Pump _____
 Other: _____

Time Started: _____ (2400 hrs)
 Time Completed: _____ (2400 hrs)
 Depth to Product: _____ ft
 Depth to Water: _____ ft
 Hydrocarbon Thickness: 0 ft
 Visual Confirmation/Description: _____
 Skimmer / Absorbant Sock (circle one)
 Amt Removed from Skimmer: _____ gal
 Amt Removed from Well: _____ gal
 Water Removed: _____
 Product Transferred to: _____

Start Time (purge): 0700 Weather Conditions: clear
 Sample Time/Date: 0725 13-7-08 Water Color: clear Odor: YIN
 Approx. Flow Rate: _____ gpm. Sediment Description: _____
 Did well de-water? _____ If yes, Time: _____ Volume: _____ gal. DTW @ Sampling: 13.97

Time (2400 hr.)	Volume (gal.)	pH	Conductivity (µmhos/cm) (uS)	Temperature (C / F)	D.O. (mg/L)	ORP (mV)
<u>0706</u>	<u>1</u>	<u>6.95</u>	<u>775</u>	<u>61.4</u>	_____	_____
<u>0708</u>	<u>2</u>	<u>6.86</u>	<u>762</u>	<u>61.1</u>	_____	_____
<u>0712</u>	<u>3.5</u>	<u>6.89</u>	<u>768</u>	<u>61.7</u>	_____	_____

LABORATORY INFORMATION

SAMPLE ID	(#) CONTAINER	REFRIG.	PRESERV. TYPE	LABORATORY	ANALYSES
<u>MW-2</u>	<u>6 x voa vial</u>	<u>YES</u>	<u>HCL</u>	<u>LANCASTER</u>	<u>TPH-G(8015)/BTEX+MTBE(8260)/ETHANOL (8260)</u>
	<u>x 500ml ambers</u>	<u>YES</u>	<u>NP</u>	<u>LANCASTER</u>	<u>TPH-D(8015)</u>
	<u>x voa vial</u>	<u>YES</u>	<u>HCL</u>	<u>LANCASTER</u>	<u>HVOC's(8260)</u>

COMMENTS: _____

Add/Replaced Lock: _____ Add/Replaced Plug: _____ Add/Replaced Bolt: _____



GETTLER-RYAN INC.

WELL MONITORING/SAMPLING FIELD DATA SHEET

Client/Facility#: Chevron #9-9708 Job Number: 386395
 Site Address: 5910 Macarthur Blvd. Event Date: 3-7-08 (inclusive)
 City: Oakland, CA Sampler: Joe

Well ID: MW-3 Date Monitored: 3-7-08
 Well Diameter: 2 in.
 Total Depth: 20.14 ft.
 Depth to Water: 11.83 ft.

Volume	3/4"= 0.02	1"= 0.04	2"= 0.17	3"= 0.38
Factor (VF)	4"= 0.66	5"= 1.02	6"= 1.50	12"= 5.80

Depth to Water w/ 80% Recharge [(Height of Water Column x 0.20) + DTW]: 13.49
 Check if water column is less than 0.50 ft.
 x3 case volume = Estimated Purge Volume: 45 gal.

Purge Equipment:
 Disposable Bailer
 Stainless Steel Bailer _____
 Stack Pump _____
 Suction Pump _____
 Grundfos _____
 Peristaltic Pump _____
 QED Bladder Pump _____
 Other: _____

Sampling Equipment:
 Disposable Bailer
 Pressure Bailer _____
 Discrete Bailer _____
 Peristaltic Pump _____
 QED Bladder Pump _____
 Other: _____

Time Started: _____ (2400 hrs)
 Time Completed: _____ (2400 hrs)
 Depth to Product: _____ ft
 Depth to Water: _____ ft
 Hydrocarbon Thickness: 0 ft
 Visual Confirmation/Description: _____
 Skimmer / Absorbent Sock (circle one)
 Amt Removed from Skimmer: _____ gal
 Amt Removed from Well: _____ gal
 Water Removed: _____
 Product Transferred to: _____

Start Time (purge): 1000 Weather Conditions: clear
 Sample Time/Date: 1025 / 3-7-08 Water Color: clear Odor: YIN
 Approx. Flow Rate: _____ gpm. Sediment Description: _____
 Did well de-water? _____ If yes, Time: _____ Volume: _____ gal. DTW @ Sampling: 11.96

Time (2400 hr.)	Volume (gal.)	pH	Conductivity (µmhos/cm - µS)	Temperature (C / F)	D.O. (mg/L)	ORP (mV)
<u>1006</u>	<u>1.5</u>	<u>6.72</u>	<u>910</u>	<u>62.1</u>	_____	_____
<u>1008</u>	<u>3</u>	<u>6.65</u>	<u>895</u>	<u>62.1</u>	_____	_____
<u>1014</u>	<u>4.5</u>	<u>6.64</u>	<u>907</u>	<u>62.5</u>	_____	_____

LABORATORY INFORMATION

SAMPLE ID	(#) CONTAINER	REFRIG.	PRESERV. TYPE	LABORATORY	ANALYSES
MW-3	6 x vov vial	YES	HCL	LANCASTER	TPH-G(8015)/BTEX+MTBE(8260)/ETHANOL (8260)
	2 x 500ml ambers	YES	NP	LANCASTER	TPH-D(8015)
	3 x vov vial	YES	HCL	LANCASTER	HVOC's(8260)

COMMENTS: _____

Add/Replaced Lock: _____ Add/Replaced Plug: _____ Add/Replaced Bolt: _____



GETTLER - RYAN INC.

WELL MONITORING/SAMPLING FIELD DATA SHEET

Client/Facility#: Chevron #9-9708
 Site Address: 5910 Macarthur Blvd.
 City: Oakland, CA

Job Number: 386395
 Event Date: 3-7-08 (inclusive)
 Sampler: See

Well ID: MW-4
 Well Diameter: 2 in.
 Total Depth: 19.66 ft.
 Depth to Water: 13.92 ft.

Date Monitored: 3-7-08

Volume	3/4" = 0.02	1" = 0.04	2" = 0.17	3" = 0.38
Factor (VF)	4" = 0.66	5" = 1.02	6" = 1.50	12" = 5.80

Check if water column is less than 0.50 ft.

xVF 0.17 = 0.98 x3 case volume = Estimated Purge Volume: 3 gal.

Depth to Water w/ 80% Recharge [(Height of Water Column x 0.20) + DTW]: 15.07

Purge Equipment:

Disposable Bailer
 Stainless Steel Bailer _____
 Stack Pump _____
 Suction Pump _____
 Grundfos _____
 Peristaltic Pump _____
 QED Bladder Pump _____
 Other: _____

Sampling Equipment:

Disposable Bailer
 Pressure Bailer _____
 Discrete Bailer _____
 Peristaltic Pump _____
 QED Bladder Pump _____
 Other: _____

Time Started:	_____ (2400 hrs)
Time Completed:	_____ (2400 hrs)
Depth to Product:	_____ ft
Depth to Water:	_____ ft
Hydrocarbon Thickness:	<u>0</u> ft
Visual Confirmation/Description:	_____
Skimmer / Absorbant Sock (circle one)	_____
Amt Removed from Skimmer:	_____ gal
Amt Removed from Well:	_____ gal
Water Removed:	_____ gal
Product Transferred to:	_____

Start Time (purge): 0825 Weather Conditions: clear
 Sample Time/Date: 0850 3-7-08 Water Color: clear Odor: YIN ✓
 Approx. Flow Rate: _____ gpm. Sediment Description: _____
 Did well de-water? _____ If yes, Time: _____ Volume: _____ gal. DTW @ Sampling: 14.10

Time (2400 hr.)	Volume (gal.)	pH	Conductivity (µmhos/cm) (µS)	Temperature (C / F)	D.O. (mg/L)	ORP (mV)
<u>0833</u>	<u>1</u>	<u>7.12</u>	<u>988</u>	<u>58.9</u>	_____	_____
<u>0838</u>	<u>2</u>	<u>7.18</u>	<u>1004</u>	<u>60.2</u>	_____	_____
<u>0843</u>	<u>3</u>	<u>7.15</u>	<u>997</u>	<u>59.4</u>	_____	_____

LABORATORY INFORMATION

SAMPLE ID	(#) CONTAINER	REFRIG.	PRESERV. TYPE	LABORATORY	ANALYSES
MW-4	6 x voa vial	YES	HCL	LANCASTER	TPH-G(8015)/BTEX+MTBE(8260)/ETHANOL (8260)
	500ml ampbers	YES	NP	LANCASTER	TPH-D(8015)
	x voa vial	YES	HCL	LANCASTER	HVOC's(8260)

COMMENTS:

Add/Replaced Lock: _____ Add/Replaced Plug: _____ Add/Replaced Bolt: _____



GETTLER-RYAN INC.

WELL MONITORING/SAMPLING FIELD DATA SHEET

Client/Facility#: Chevron #9-9708 Job Number: 386395
 Site Address: 5910 Macarthur Blvd. Event Date: 3-7-08 (inclusive)
 City: Oakland, CA Sampler: Joe

Well ID: MW-5 Date Monitored: 3-7-08
 Well Diameter: 2 in.
 Total Depth: 18.75 ft.
 Depth to Water: 11.51 ft.

Volume	3/4"= 0.02	1"= 0.04	2"= 0.17	3"= 0.38
Factor (VF)	4"= 0.66	5"= 1.02	6"= 1.50	12"= 5.80

Depth to Water w/ 80% Recharge [(Height of Water Column x 0.20) + DTW]: 12.95
 Check if water column is less than 0.50 ft.
 xVF 0.07 = 1.23 x3 case volume = Estimated Purge Volume: 4 gal.

Purge Equipment:
 Disposable Bailer
 Stainless Steel Bailer _____
 Stack Pump _____
 Suction Pump _____
 Grundfos _____
 Peristaltic Pump _____
 QED Bladder Pump _____
 Other: _____

Sampling Equipment:
 Disposable Bailer
 Pressure Bailer _____
 Discrete Bailer _____
 Peristaltic Pump _____
 QED Bladder Pump _____
 Other: _____

Time Started: _____ (2400 hrs)
 Time Completed: _____ (2400 hrs)
 Depth to Product: _____ ft
 Depth to Water: _____ ft
 Hydrocarbon Thickness: 0 ft
 Visual Confirmation/Description: _____
 Skimmer / Absorbent Sock (circle one)
 Amt Removed from Skimmer: _____ gal
 Amt Removed from Well: _____ gal
 Water Removed: _____ gal
 Product Transferred to: _____

Start Time (purge): 0900 Weather Conditions: clear
 Sample Time/Date: 0923 13-7-08 Water Color: clear Odor: YIN yes
 Approx. Flow Rate: _____ gpm. Sediment Description: _____
 Did well de-water? _____ If yes, Time: _____ Volume: _____ gal. DTW @ Sampling: 11.55

Time (2400 hr.)	Volume (gal.)	pH	Conductivity (µmhos/cm) (µS)	Temperature (C / F)	D.O. (mg/L)	ORP (mV)
<u>0903</u>	<u>1</u>	<u>6.90</u>	<u>691</u>	<u>61.2</u>	_____	_____
<u>0910</u>	<u>2.5</u>	<u>6.77</u>	<u>696</u>	<u>62.0</u>	_____	_____
<u>0914</u>	<u>4</u>	<u>6.85</u>	<u>712</u>	<u>61.8</u>	_____	_____

LABORATORY INFORMATION

SAMPLE ID	(#) CONTAINER	REFRIG.	PRESERV. TYPE	LABORATORY	ANALYSES
MW-5	6 x vov vial	YES	HCL	LANCASTER	TPH-G(8015)/BTEX+MTBE(8260)/ETHANOL (8260)
	x 500ml ambers	YES	NP	LANCASTER	TPH-D(8015)
	x vov vial	YES	HCL	LANCASTER	HVOC's(8260)

COMMENTS: _____

Add/Replaced Lock: _____ Add/Replaced Plug: _____ Add/Replaced Bolt: _____



GETTLER-RYAN INC.

WELL MONITORING/SAMPLING FIELD DATA SHEET

Client/Facility#: Chevron #9-9708 Job Number: 386395
 Site Address: 5910 Macarthur Blvd. Event Date: 3-7-08 (inclusive)
 City: Oakland, CA Sampler: J.D.

Well ID: MW-6
 Well Diameter: 2 in.
 Total Depth: 18.90 ft.
 Depth to Water: 10.09 ft.
8.81 xVF 0.17 = 1.50 x3 case volume = Estimated Purge Volume: 4.5 gal.

Date Monitored: 3-7-08

Volume	3/4" = 0.02	1" = 0.04	2" = 0.17	3" = 0.38
Factor (VF)	4" = 0.66	5" = 1.02	6" = 1.50	12" = 5.80

Check if water column is less than 0.50 ft.

Depth to Water w/ 80% Recharge [(Height of Water Column x 0.20) + DTW]: 11.85

Purge Equipment:

Disposable Bailer
 Stainless Steel Bailer _____
 Stack Pump _____
 Suction Pump _____
 Grundfos _____
 Peristaltic Pump _____
 QED Bladder Pump _____
 Other: _____

Sampling Equipment:

Disposable Bailer
 Pressure Bailer _____
 Discrete Bailer _____
 Peristaltic Pump _____
 QED Bladder Pump _____
 Other: _____

Time Started: _____ (2400 hrs)
 Time Completed: _____ (2400 hrs)
 Depth to Product: _____ ft
 Depth to Water: _____ ft
 Hydrocarbon Thickness: 0 ft
 Visual Confirmation/Description: _____
 Skimmer / Absorbant Sock (circle one)
 Amt Removed from Skimmer: _____ gal
 Amt Removed from Well: _____ gal
 Water Removed: _____
 Product Transferred to: _____

Start Time (purge): 0740 Weather Conditions: clear
 Sample Time/Date: 0812 13-7-08 Water Color: clear Odor: Y I N N
 Approx. Flow Rate: _____ gpm. Sediment Description: _____
 Did well de-water? _____ If yes, Time: _____ Volume: _____ gal. DTW @ Sampling: 10.13

Time (2400 hr.)	Volume (gal.)	pH	Conductivity (µmhos/cm - µS)	Temperature (C / F)	D.O. (mg/L)	ORP (mV)
<u>0748</u>	<u>1.5</u>	<u>7.57</u>	<u>916</u>	<u>60.1</u>	_____	_____
<u>0753</u>	<u>3</u>	<u>7.38</u>	<u>933</u>	<u>59.9</u>	_____	_____
<u>0757</u>	<u>4.5</u>	<u>7.44</u>	<u>929</u>	<u>59.8</u>	_____	_____

LABORATORY INFORMATION

SAMPLE ID	(#) CONTAINER	REFRIG.	PRESERV. TYPE	LABORATORY	ANALYSES
MW-6	6 x vva vial	YES	HCL	LANCASTER	TPH-G(8015)/BTEX+MTBE(8260)/ETHANOL (8260)
	x 500ml ambers	YES	NP	LANCASTER	TPH-D(8015)
	x vva vial	YES	HCL	LANCASTER	HVOC's(8260)

COMMENTS: _____

Add/Replaced Lock: _____ Add/Replaced Plug: _____ Add/Replaced Bolt: _____

Chevron California Region Analysis Request/Chain of Custody



030708-03

For Lancaster Laboratories use only

Acct. #: 10904 Sample #: 5299217-23 Group #: 001054

1080827

Facility #: <u>SS#9-9708-OML G-R#386395 Global ID#T0600102093</u> Site Address: <u>5910 MACARTHUR BLVD., OAKLAND, CA</u> Chevron PM: <u>IR</u> Lead Consultant: <u>CRACE</u> Consultant/Office: <u>G-R, Inc., 6747 Sierra Court, Suite J, Dublin, Ca. 94568</u> Consultant Prj. Mgr.: <u>Deanna L. Harding (deanna@grinc.com)</u> Consultant Phone #: <u>925-551-7555</u> Fax #: <u>925-551-7899</u> Sampler: <u>JOE AJEMIAN</u>			Matrix <input type="checkbox"/> Potable <input type="checkbox"/> NPDES <input type="checkbox"/> Soil <input type="checkbox"/> Water <input type="checkbox"/> Oil <input type="checkbox"/> Air		Analyses Requested <table border="1" style="width: 100%; border-collapse: collapse; font-size: 8pt;"> <tr> <th colspan="10">Preservation Codes</th> </tr> <tr> <td>H</td><td>H</td><td></td><td></td><td></td><td></td><td></td><td></td><td></td><td>H</td><td>H</td> </tr> <tr> <td colspan="10"> BITEX + MTBE 8260 <input type="checkbox"/> 3021 <input type="checkbox"/> TPH 8015 MOD GRO <input type="checkbox"/> TPH 8015 MOD DRO <input type="checkbox"/> Silica Gel Cleanup 8260 full scan Oxygenates Total Lead Method Dissolved Lead Method Ethand (8260) HVOEs (8260) </td> </tr> </table>										Preservation Codes										H	H								H	H	BITEX + MTBE 8260 <input type="checkbox"/> 3021 <input type="checkbox"/> TPH 8015 MOD GRO <input type="checkbox"/> TPH 8015 MOD DRO <input type="checkbox"/> Silica Gel Cleanup 8260 full scan Oxygenates Total Lead Method Dissolved Lead Method Ethand (8260) HVOEs (8260)										Preservative Codes H = HCl T = Thiosulfate N = HNO ₃ B = NaOH S = H ₂ SO ₄ O = Other <input type="checkbox"/> J value reporting needed <input checked="" type="checkbox"/> Must meet lowest detection limits possible for 8260 compounds 8021 MTBE Confirmation <input type="checkbox"/> Confirm highest hit by 8260 <input type="checkbox"/> Confirm all hits by 8260 <input type="checkbox"/> Run ___ oxy's on highest hit <input type="checkbox"/> Run ___ oxy's on all hits	
Preservation Codes																																															
H	H								H	H																																					
BITEX + MTBE 8260 <input type="checkbox"/> 3021 <input type="checkbox"/> TPH 8015 MOD GRO <input type="checkbox"/> TPH 8015 MOD DRO <input type="checkbox"/> Silica Gel Cleanup 8260 full scan Oxygenates Total Lead Method Dissolved Lead Method Ethand (8260) HVOEs (8260)																																															
Sample Identification			Date Collected	Time Collected	Grab	Composite	Soil	Water	Oil	Air	Total Number of Containers	BITEX + MTBE 8260 <input type="checkbox"/> 3021 <input type="checkbox"/>	TPH 8015 MOD GRO <input type="checkbox"/>	TPH 8015 MOD DRO <input type="checkbox"/>	8260 full scan	Oxygenates	Total Lead Method	Dissolved Lead Method	Comments / Remarks																												
QA					✓						2	✓	✓																																		
mw-1			3-7-08	0950							6	✓	✓																																		
mw-2			↓	0725							6	✓	✓																																		
mw-3			↓	1028							11	✓	✓	✓																																	
mw-4			↓	0850							6	✓	✓																																		
mw-5			↓	0923							6	✓	✓																																		
mw-6			↓	0812							6	✓	✓																																		

Turnaround Time Requested (TAT) (please circle) STD. TAT 72 hour 48 hour 24 hour 4 day 5 day			Relinquished by: <u>[Signature]</u> Date: <u>3-7-08</u> Time: <u>1115</u>		Received by: <u>[Signature]</u> Date: <u>3-7-08</u> Time: <u>1115</u>	
Data Package Options (please circle if required) QC Summary Type I - Full EDF/EDD Type VI (Raw Data) <input type="checkbox"/> Coelt Deliverable not needed WIP (RWQCB) Disk			Relinquished by: <u>[Signature]</u> Date: <u>3-7-08</u> Time: <u>1530</u>		Received by: <u>[Signature]</u> Date: <u>3-7-08</u> Time: <u>1530</u>	
Relinquished by Commercial Carrier: UPS FedEx Other: <u>DHL</u>			Relinquished by: <u>[Signature]</u> Date: <u>3-10-08</u> Time: <u>0930</u>		Received by: <u>[Signature]</u> Date: <u>3-10-08</u> Time: <u>0930</u>	
Temperature Upon Receipt: <u>0.6-2.0</u> °C			Custody Seals Intact? Yes <input type="checkbox"/> No <input checked="" type="checkbox"/>			

ANALYTICAL RESULTS

Prepared for:

Chevron
6001 Bollinger Canyon Rd L4310
San Ramon CA 94583

925-842-8582

Prepared by:

Lancaster Laboratories
2425 New Holland Pike
Lancaster, PA 17605-2425

RECEIVED

MAR 10 2008

GETTLER-RYAN INC.
GENERAL CONTRACTORS

SAMPLE GROUP

The sample group for this submittal is 1080827. Samples arrived at the laboratory on Monday, March 10, 2008. The PO# for this group is 0015024486 and the release number is ROBB.

<u>Client Description</u>	<u>Lancaster Labs Number</u>
QA-T-080307 NA Water	5299217
MW-1-W-080307 Grab Water	5299218
MW-2-W-080307 Grab Water	5299219
MW-3-W-080307 Grab Water	5299220
MW-4-W-080307 Grab Water	5299221
MW-5-W-080307 Grab Water	5299222
MW-6-W-080307 Grab Water	5299223

ELECTRONIC CRA c/o Gettler-Ryan
COPY TO

Attn: Cheryl Hansen



Analysis Report

2425 New Holland Pike, PO Box 12425, Lancaster, PA 17605-2425 • 717-656-2300 Fax: 717-656-2661 • www.lancasterlabs.com

Questions? Contact your Client Services Representative
Angela M Miller at (717) 656-2300

Respectfully Submitted,

A handwritten signature in cursive script that reads "Susan M Goshert".

Susan M. Goshert
Group Leader



Analysis Report

2425 New Holland Pike, PO Box 12425, Lancaster, PA 17605-2425 • 717-656-2300 Fax: 717-656-2681 • www.lancasterlabs.com

Page 1 of 1

Lancaster Laboratories Sample No. WW5299217

Group No. 1080827

QA-T-080307 NA Water
Facility# 99708 Job# 386395 GRD
5910 MacArthur Blvd-Oakland T0600102093 QA
Collected: 03/07/2008

Account Number: 10904

Submitted: 03/10/2008 09:30
Reported: 03/20/2008 at 14:24
Discard: 04/20/2008

Chevron
6001 Bollinger Canyon Rd L4310
San Ramon CA 94583

MBOTB

CAT No.	Analysis Name	CAS Number	As Received Result	As Received Method Detection Limit	Units	Dilution Factor
01728	TPH-GRO - Waters The reported concentration of TPH-GRO does not include MTBE or other gasoline constituents eluting prior to the C6 (n-hexane) TPH-GRO range start time.	n.a.	N.D.	50.	ug/l	1
06054	BTEX+MTBE by 8260B					
02010	Methyl Tertiary Butyl Ether	1634-04-4	N.D.	0.5	ug/l	1
05401	Benzene	71-43-2	N.D.	0.5	ug/l	1
05407	Toluene	108-88-3	N.D.	0.5	ug/l	1
05415	Ethylbenzene	100-41-4	N.D.	0.5	ug/l	1
06310	Xylene (Total)	1330-20-7	N.D.	0.5	ug/l	1

State of California Lab Certification No. 2116

All QC is compliant unless otherwise noted. Please refer to the Quality Control Summary for overall QC performance data and associated samples.

Laboratory Chronicle

CAT No.	Analysis Name	Method	Analysis		Analyst	Dilution Factor
			Trial#	Date and Time		
01728	TPH-GRO - Waters	SW-846 8015B modified	1	03/13/2008 11:11	Patrick N Evans	1
06054	BTEX+MTBE by 8260B	SW-846 8260B	1	03/12/2008 19:04	Michael A Ziegler	1
01146	GC VOA Water Prep	SW-846 5030B	1	03/13/2008 11:11	Patrick N Evans	1
01163	GC/MS VOA Water Prep	SW-846 5030B	1	03/12/2008 19:04	Michael A Ziegler	1



Analysis Report

2425 New Holland Pike, PO Box 12425, Lancaster, PA 17605-2425 • 717-656-2300 Fax: 717-656-2681 • www.lancasterlabs.com

Page 1 of 1

Lancaster Laboratories Sample No. WW5299218

Group No. 1080827

MW-1-W-080307 Grab Water
Facility# 99708 Job# 386395 GRD
5910 MacArthur Blvd-Oakland T0600102093 MW-1
Collected: 03/07/2008 09:50 by JA

Account Number: 10904

Submitted: 03/10/2008 09:30
Reported: 03/20/2008 at 14:24
Discard: 04/20/2008

Chevron
6001 Bollinger Canyon Rd L4310
San Ramon CA 94583

MBO-1

CAT No.	Analysis Name	CAS Number	As Received Result	As Received Method Detection Limit	Units	Dilution Factor
01728	TPH-GRO - Waters	n.a.	110.	50.	ug/l	1
	The reported concentration of TPH-GRO does not include MTBE or other gasoline constituents eluting prior to the C6 (n-hexane) TPH-GRO range start time.					
06067	BTEX, MTBE, ETOH					
01587	Ethanol	64-17-5	N.D.	50.	ug/l	1
02010	Methyl Tertiary Butyl Ether	1634-04-4	32.	0.5	ug/l	1
05401	Benzene	71-43-2	N.D.	0.5	ug/l	1
05407	Toluene	108-88-3	N.D.	0.5	ug/l	1
05415	Ethylbenzene	100-41-4	N.D.	0.5	ug/l	1
06310	Xylene (Total)	1330-20-7	N.D.	0.5	ug/l	1

State of California Lab Certification No. 2116

All QC is compliant unless otherwise noted. Please refer to the Quality Control Summary for overall QC performance data and associated samples.

Laboratory Chronicle

CAT No.	Analysis Name	Method	Trial#	Analysis		Analyst	Dilution Factor
				Date	Time		
01728	TPH-GRO - Waters	SW-846 8015B modified	1	03/15/2008	02:37	Patrick N Evans	1
06067	BTEX, MTBE, ETOH	SW-846 8260B	1	03/19/2008	10:36	Ginelle L Feister	1
01146	GC VOA Water Prep	SW-846 5030B	1	03/15/2008	02:37	Patrick N Evans	1
01163	GC/MS VOA Water Prep	SW-846 5030B	1	03/19/2008	10:36	Ginelle L Feister	1



Analysis Report

2425 New Holland Pike, PO Box 12425, Lancaster, PA 17605-2425 • 717-656-2300 Fax: 717-656-2681 • www.lancasterlabs.com

Page 1 of 1

Lancaster Laboratories Sample No. WW5299219

Group No. 1080827

MW-2-W-080307 Grab Water
 Facility# 99708 Job# 386395 GRD
 5910 MacArthur Blvd-Oakland T0600102093 MW-2
 Collected: 03/07/2008 07:25 by JA

Account Number: 10904

Submitted: 03/10/2008 09:30
 Reported: 03/20/2008 at 14:24
 Discard: 04/20/2008

Chevron
 6001 Bollinger Canyon Rd L4310
 San Ramon CA 94583

MBO-2

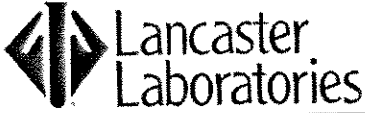
CAT No.	Analysis Name	CAS Number	As Received Result	As Received		Units	Dilution Factor
				Method	Detection Limit		
01728	TPH-GRO - Waters	n.a.	N.D.	50.		ug/l	1
	The reported concentration of TPH-GRO does not include MTBE or other gasoline constituents eluting prior to the C6 (n-hexane) TPH-GRO range start time.						
06067	ETEX, MTBE, ETOH						
01587	Ethanol	64-17-5	N.D.	50.		ug/l	1
02010	Methyl Tertiary Butyl Ether	1634-04-4	3.	0.5		ug/l	1
05401	Benzene	71-43-2	N.D.	0.5		ug/l	1
05407	Toluene	108-88-3	N.D.	0.5		ug/l	1
05415	Ethylbenzene	100-41-4	N.D.	0.5		ug/l	1
06310	Xylene (Total)	1330-20-7	N.D.	0.5		ug/l	1

State of California Lab Certification No. 2116

All QC is compliant unless otherwise noted. Please refer to the Quality Control Summary for overall QC performance data and associated samples.

Laboratory Chronicle

CAT No.	Analysis Name	Method	Trial#	Analysis		Analyst	Dilution Factor
				Date and Time			
01728	TPH-GRO - Waters	SW-846 8015B modified	1	03/12/2008 07:53		Steven A Skiles	1
06067	ETEX, MTBE, ETOH	SW-846 8260E	1	03/19/2008 10:58		Ginelle L Feister	1
01146	GC VOA Water Prep	SW-846 5030E	1	03/12/2008 07:53		Steven A Skiles	1
01163	GC/MS VOA Water Prep	SW-846 5030E	1	03/19/2008 10:58		Ginelle L Feister	1



Analysis Report

2425 New Holland Pike, PO Box 12425, Lancaster, PA 17605-2425 • 717-656-2300 Fax: 717-656-2681 • www.lancasterlabs.com

Page 1 of 2

Lancaster Laboratories Sample No. WW5299220

Group No. 1080827

MW-3-W-080307 Grab Water
Facility# 99708 Job# 386395 GRD
5910 MacArthur Blvd-Oakland T0600102093 MW-3
Collected: 03/07/2008 10:28 by JA

Account Number: 10904

Submitted: 03/10/2008 09:30
Reported: 03/20/2008 at 14:24
Discard: 04/20/2008

Chevron
6001 Bollinger Canyon Rd L4310
San Ramon CA 94583

MBO-3

CAT No.	Analysis Name	CAS Number	As Received Result	As Received		Dilution Factor
				Method	Units	
01728	TPH-GRO - Waters	n.a.	N.D.	50.	ug/l	1
	The reported concentration of TPH-GRO does not include MTBE or other gasoline constituents eluting prior to the C6 (n-hexane) TPH-GRO range start time.					
06609	TPH-DRO (Waters)	n.a.	6,500.	150.	ug/l	5
05382	EPA SW846/8260 (water)					
05385	Chloromethane	74-87-3	N.D.	1.	ug/l	1
05386	Vinyl Chloride	75-01-4	N.D.	1.	ug/l	1
05387	Bromomethane	74-83-9	N.D.	1.	ug/l	1
05388	Chloroethane	75-00-3	N.D.	1.	ug/l	1
05389	Trichlorofluoromethane	75-69-4	N.D.	2.	ug/l	1
05390	1,1-Dichloroethene	75-35-4	N.D.	0.8	ug/l	1
05391	Methylene Chloride	75-09-2	N.D.	2.	ug/l	1
05392	trans-1,2-Dichloroethene	156-60-5	N.D.	0.8	ug/l	1
05393	1,1-Dichloroethane	75-34-3	N.D.	1.	ug/l	1
05395	cis-1,2-Dichloroethene	156-59-2	N.D.	0.8	ug/l	1
05396	Chloroform	67-66-3	N.D.	0.8	ug/l	1
05398	1,1,1-Trichloroethane	71-55-6	N.D.	0.8	ug/l	1
05399	Carbon Tetrachloride	56-23-5	N.D.	1.	ug/l	1
05401	Benzene	71-43-2	N.D.	0.5	ug/l	1
05402	1,2-Dichloroethane	107-06-2	N.D.	0.5	ug/l	1
05403	Trichloroethene	79-01-6	N.D.	1.	ug/l	1
05404	1,2-Dichloropropane	78-87-5	N.D.	1.	ug/l	1
05406	Bromodichloromethane	75-27-4	N.D.	1.	ug/l	1
05407	Toluene	108-88-3	N.D.	0.5	ug/l	1
05408	1,1,2-Trichloroethane	79-00-5	N.D.	0.8	ug/l	1
05409	Tetrachloroethene	127-18-4	N.D.	0.8	ug/l	1
05411	Dibromochloromethane	124-48-1	N.D.	1.	ug/l	1
05413	Chlorobenzene	108-90-7	N.D.	0.8	ug/l	1
05415	Ethylbenzene	100-41-4	N.D.	0.5	ug/l	1
05416	m+p-Xylene	1330-20-7	N.D.	0.5	ug/l	1
05417	o-Xylene	95-47-6	N.D.	0.5	ug/l	1
05419	Eromofom	75-25-2	N.D.	1.	ug/l	1
05421	1,1,2,2-Tetrachloroethane	79-34-5	N.D.	1.	ug/l	1
05432	1,3-Dichlorobenzene	541-73-1	N.D.	1.	ug/l	1
05433	1,4-Dichlorobenzene	106-46-7	N.D.	1.	ug/l	1
05435	1,2-Dichlorobenzene	95-50-1	N.D.	1.	ug/l	1
08202	EPA SW 846/8260 - Water					

Lancaster Laboratories Sample No. WW5299220

Group No. 1080827

MW-3-W-080307 Grab Water
 Facility# 99708 Job# 386395 GRD
 5910 MacArthur Blvd-Oakland T0600102093 MW-3
 Collected: 03/07/2008 10:28 by JA

Account Number: 10904

Submitted: 03/10/2008 09:30
 Reported: 03/20/2008 at 14:24
 Discard: 04/20/2008

Chevron
 6001 Bollinger Canyon Rd L4310
 San Ramon CA 94583

MBO-3

CAT No.	Analysis Name	CAS Number	As Received Result	As Received		Dilution Factor
				Method	Units	
01587	Ethanol	64-17-5	N.D.	Detection Limit	ug/l	1
02010	Methyl Tertiary Butyl Ether	1634-04-4	N.D.	50.	ug/l	1
06306	trans-1,3-Dichloropropene	10061-02-6	N.D.	0.5	ug/l	1
06307	cis-1,3-Dichloropropene	10061-01-5	N.D.	1.	ug/l	1
08203	Freon 113	76-13-1	N.D.	1.	ug/l	1
				2.	ug/l	1

State of California Lab Certification No. 2116

All QC is compliant unless otherwise noted. Please refer to the Quality Control Summary for overall QC performance data and associated samples.

Laboratory Chronicle

CAT No.	Analysis Name	Method	Analysis		Analyst	Dilution Factor
			Trial#	Date and Time		
01728	TFH-GRO - Waters	SW-846 8015B modified	1	03/12/2008 08:23	Steven A Skiles	1
06609	TFH-DRO (Waters)	SW-846 8015E	1	03/14/2008 17:48	Diane V Dc	5
05382	EPA SW846/8260 (water)	SW-846 8260E	1	03/12/2008 18:23	Chelsea B Eastep	1
08202	EPA SW 846/8260 - Water	SW-846 8260E	1	03/12/2008 18:23	Chelsea B Eastep	1
01146	GC VOA Water Prep	SW-846 5030E	1	03/12/2008 08:23	Steven A Skiles	1
01163	GC/MS VOA Water Prep	SW-846 5030E	1	03/12/2008 18:23	Chelsea B Eastep	1
02376	Extraction - Fuel/TPH (Waters)	SW-846 3510C	1	03/13/2008 14:30	Kelli M Knapp	1



Analysis Report

2425 New Holland Pike, PO Box 12425, Lancaster, PA 17605-2425 • 717-656-2300 Fax: 717-656-2681 • www.lancasterlabs.com

Lancaster Laboratories Sample No. WW5299221

Group No. 1080827

MW-4-W-080307 Grab Water
Facility# 99708 Job# 386395 GRD
5910 MacArthur Blvd-Oakland T0600102093 MW-4
Collected: 03/07/2008 08:50 by JA

Account Number: 10904

Submitted: 03/10/2008 09:30
Reported: 03/20/2008 at 14:24
Discard: 04/20/2008

Chevron
6001 Bollinger Canyon Rd L4310
San Ramon CA 94583

MBO-4

CAT No.	Analysis Name	CAS Number	As Received Result	As Received Method Detection Limit	Units	Dilution Factor
01728	TPH-GRO - Waters	n.a.	N.D.	50.	ug/l	1
	The reported concentration of TPH-GRO does not include MTBE or other gasoline constituents eluting prior to the C6 (n-hexane) TPH-GRO range start time.					
06067	ETEX, MTBE, ETOH					
01587	Ethanol	64-17-5	N.D.	50.	ug/l	1
02010	Methyl Tertiary Butyl Ether	1634-04-4	1.	0.5	ug/l	1
05401	Benzene	71-43-2	N.D.	0.5	ug/l	1
05407	Toluene	108-88-3	N.D.	0.5	ug/l	1
05415	Ethylbenzene	100-41-4	N.D.	0.5	ug/l	1
06310	Xylene (Total)	1330-20-7	N.D.	0.5	ug/l	1

State of California Lab Certification No. 2116

All QC is compliant unless otherwise noted. Please refer to the Quality Control Summary for overall QC performance data and associated samples.

Laboratory Chronicle

CAT No.	Analysis Name	Method	Trial#	Analysis		Analyst	Dilution Factor
				Date	Time		
01728	TPH-GRO - Waters	SW-846 8015B modified	1	03/12/2008	08:52	Steven A Skiles	1
06067	ETEX, MTBE, ETOH	SW-846 8260P	1	03/19/2008	12:01	Ginelle L Feister	1
01146	GC VOA Water Prep	SW-846 5030E	1	03/12/2008	08:52	Steven A Skiles	1
01163	GC/MS VOA Water Prep	SW-846 5030E	1	03/19/2008	12:01	Ginelle L Feister	1

Lancaster Laboratories Sample No. WW5299222

Group No. 1080827

 MW-5-W-080307 Grab Water
 Facility# 99708 Job# 386395 GRD
 5910 MacArthur Blvd-Oakland T0600102093 MW-5
 Collected: 03/07/2008 09:23 by JA

Account Number: 10904

 Submitted: 03/10/2008 09:30
 Reported: 03/20/2008 at 14:24
 Discard: 04/20/2008

 Chevron
 6001 Bollinger Canyon Rd L4310
 San Ramon CA 94583

MBO-5

CAT No.	Analysis Name	CAS Number	As Received Result	As Received		Units	Dilution Factor
				Method	Detection Limit		
01728	TPH-GRO - Waters	n.a.	400.	50.	50.	ug/l	1
	The reported concentration of TPH-GRO does not include MTBE or other gasoline constituents eluting prior to the C6 (n-hexane) TPH-GRO range start time.						
06067	BTEX, MTBE, ETOH						
01587	Ethanol	64-17-5	N.D.	50.		ug/l	1
02010	Methyl Tertiary Butyl Ether	1634-04-4	4.	0.5		ug/l	1
05401	Benzene	71-43-2	N.D.	0.5		ug/l	1
05407	Toluene	108-88-3	N.D.	0.5		ug/l	1
05415	Ethylbenzene	100-41-4	N.D.	0.5		ug/l	1
06310	Xylene (Total)	1330-20-7	N.D.	0.5		ug/l	1

State of California Lab Certification No. 2116

All QC is compliant unless otherwise noted. Please refer to the Quality Control Summary for overall QC performance data and associated samples.

Laboratory Chronicle

CAT No.	Analysis Name	Method	Trial#	Analysis		Analyst	Dilution Factor
				Date	Time		
01728	TPH-GRO - Waters	SW-846 8015B modified	1	03/12/2008	14:51	Steven A Skiles	1
06067	BTEX, MTBE, ETOH	SW-846 8260E	1	03/19/2008	12:22	Ginelle L Feister	1
01146	GC VOA Water Prep	SW-846 5030E	1	03/12/2008	14:51	Steven A Skiles	1
01163	GC/MS VOA Water Prep	SW-846 5030E	1	03/19/2008	12:22	Ginelle L Feister	1



Analysis Report

2425 New Holland Pike, PO Box 12425, Lancaster, PA 17605-2425 • 717-656-2300 Fax: 717-656-2681 • www.lancasterlabs.com

Lancaster Laboratories Sample No. WW5299223

Group No. 1080827

MW-6-W-080307 Grab Water
Facility# 99708 Job# 386395 GRD
5910 MacArthur Blvd-Oakland T0600102093 MW-6
Collected: 03/07/2008 08:12 by JA

Account Number: 10904

Submitted: 03/10/2008 09:30
Reported: 03/20/2008 at 14:24
Discard: 04/20/2008

Chevron
6001 Bollinger Canyon Rd L4310
San Ramon CA 94583

MBO-6

CAT No.	Analysis Name	CAS Number	As Received	As Received	Units	Dilution Factor
			Result	Method Detection Limit		
01728	TPH-GRO - Waters	n.a.	N.D.	50.	ug/l	1
	The reported concentration of TPH-GRO does not include MTBE or other gasoline constituents eluting prior to the C6 (n-hexane) TPH-GRO range start time.					
06067	BTEX, MTBE, ETOH					
01587	Ethanol	64-17-5	N.D.	50.	ug/l	1
02010	Methyl Tertiary Butyl Ether	1634-04-4	0.9	0.5	ug/l	1
05401	Benzene	71-43-2	N.D.	0.5	ug/l	1
05407	Toluene	108-88-3	N.D.	0.5	ug/l	1
05415	Ethylbenzene	100-41-4	N.D.	0.5	ug/l	1
06310	Xylene (Total)	1330-20-7	N.D.	0.5	ug/l	1

State of California Lab Certification No. 2116

All QC is compliant unless otherwise noted. Please refer to the Quality Control Summary for overall QC performance data and associated samples.

Laboratory Chronicle

CAT No.	Analysis Name	Method	Analysis		Analyst	Dilution Factor
			Trial#	Date and Time		
01728	TPH-GRO - Waters	SW-846 8015E modified	1	03/12/2008 15:20	Steven A Skiles	1
06067	BTEX, MTBE, ETOH	SW-846 8260E	1	03/19/2008 12:43	Ginelle L Feister	1
01146	GC VOA Water Prep	SW-846 5030E	1	03/12/2008 15:20	Steven A Skiles	1
01163	GC/MS VOA Water Prep	SW-846 5030E	1	03/19/2008 12:43	Ginelle L Feister	1

Quality Control Summary

 Client Name: Chevron
 Reported: 03/20/08 at 02:24 PM

Group Number: 1080827

Matrix QC may not be reported if site-specific QC samples were not submitted. In these situations, to demonstrate precision and accuracy at a batch level, a LCS/LCSD was performed, unless otherwise specified in the method.

Laboratory Compliance Quality Control

Analysis Name	Blank Result	Blank MDL	Report Units	LCS %REC	LCSD %REC	LCS/LCSD Limits	RPD	RPD Max
Batch number: 08071B08A TFH-GRO - Waters	Sample number(s): 5299219-5299223			100	100	75-135	0	30
	N.D.	50.	ug/l					
Batch number: 080730007A TFH-DRO (Waters)	Sample number(s): 5299220			103	100	63-119	2	20
	30.	25.	ug/l					
Batch number: 08073A54A TFH-GRO - Waters	Sample number(s): 5299217			106	94	75-135	14	30
	N.D.	50.	ug/l					
Batch number: 08074E54A TFH-GRO - Waters	Sample number(s): 5299218			115	116	75-135	3	30
	N.D.	50.	ug/l					
Batch number: W080722AA	Sample number(s): 5299220							
Ethanol	N.D.	50.	ug/l	128		31-166		
Methyl Tertiary Butyl Ether	N.D.	0.5	ug/l	94		73-119		
Chloromethane	N.D.	1.	ug/l	91		47-133		
Vinyl Chloride	N.D.	1.	ug/l	84		54-123		
Bromomethane	N.D.	1.	ug/l	114		50-128		
Chloroethane	N.D.	1.	ug/l	114		54-117		
Trichlorofluoromethane	N.D.	2.	ug/l	104		60-137		
1,1-Dichloroethene	N.D.	0.8	ug/l	91		76-122		
Methylene Chloride	N.D.	2.	ug/l	99		85-120		
trans-1,2-Dichloroethene	N.D.	0.8	ug/l	99		83-117		
1,1-Dichloroethane	N.D.	1.	ug/l	98		83-127		
cis-1,2-Dichloroethene	N.D.	0.8	ug/l	98		84-117		
Chloroform	N.D.	0.8	ug/l	102		77-125		
1,1,1-Trichloroethane	N.D.	0.8	ug/l	97		83-127		
Carbon Tetrachloride	N.D.	1.	ug/l	93		77-130		
Benzene	N.D.	0.5	ug/l	97		78-119		
1,2-Dichloroethane	N.D.	0.5	ug/l	100		69-135		
Trichloroethene	N.D.	1.	ug/l	101		87-117		
1,2-Dichloropropane	N.D.	1.	ug/l	95		80-117		
Bromodichloromethane	N.D.	1.	ug/l	96		83-121		
Toluene	N.D.	0.5	ug/l	94		85-115		
1,1,2-Trichloroethane	N.D.	0.8	ug/l	95		86-113		
Tetrachloroethene	N.D.	0.8	ug/l	98		76-116		
Dibromochloromethane	N.D.	1.	ug/l	97		78-119		
Chlorobenzene	N.D.	0.8	ug/l	95		85-115		
Ethylbenzene	N.D.	0.5	ug/l	91		82-119		
m+p-Xylene	N.D.	0.5	ug/l	91		83-113		
o-Xylene	N.D.	0.5	ug/l	90		83-113		
Bromoform	N.D.	1.	ug/l	87		69-118		
1,1,2,2-Tetrachloroethane	N.D.	1.	ug/l	90		72-119		
1,3-Dichlorobenzene	N.D.	1.	ug/l	92		81-114		
1,4-Dichlorobenzene	N.D.	1.	ug/l	91		84-116		
1,2-Dichlorobenzene	N.D.	1.	ug/l	91		81-112		
trans-1,3-Dichloropropene	N.D.	1.	ug/l	86		79-114		

*- Outside of specification

- (1) The result for one or both determinations was less than five times the LOQ.
- (2) The unspiked result was more than four times the spike added.

Quality Control Summary

 Client Name: Chevron
 Reported: 03/20/08 at 02:24 PM

Group Number: 1080827

Laboratory Compliance Quality Control

Analysis Name	Blank Result	Flank MDL	Report Units	LCS %REC	LCSD %REC	LCS/LCSD Limits	RPD	RPD Max
cis-1,3-Dichloropropene	N.D.	1.	ug/l	92		78-114		
Freon 113	N.D.	2.	ug/l	83		66-125		
Batch number: Z080724AA	Sample number(s): 5299217							
Methyl Tertiary Butyl Ether	N.D.	0.5	ug/l	101		73-119		
Benzene	N.D.	0.5	ug/l	92		78-119		
Toluene	N.D.	0.5	ug/l	102		85-115		
Ethylbenzene	N.D.	0.5	ug/l	99		82-119		
Xylene (Total)	N.D.	0.5	ug/l	99		83-113		
Batch number: Z080791AA	Sample number(s): 5299218-5299219, 5299221-5299223							
Ethanol	N.D.	50.	ug/l	132		31-166		
Methyl Tertiary Butyl Ether	N.D.	0.5	ug/l	101		73-119		
Benzene	N.D.	0.5	ug/l	101		78-119		
Toluene	N.D.	0.5	ug/l	107		85-115		
Ethylbenzene	N.D.	0.5	ug/l	106		82-119		
Xylene (Total)	N.D.	0.5	ug/l	104		83-113		

Sample Matrix Quality Control

 Unspiked (UNSPK) = the sample used in conjunction with the matrix spike
 Background (BKG) = the sample used in conjunction with the duplicate

Analysis Name	MS %REC	MSD %REC	MS/MSD Limits	RPD	RPD MAX	BKG Conc	DUP Conc	DUP RPD	Dup RPD Max
Batch number: 08071E06A	Sample number(s): 5299219-5299223 UNSPK: P299102								
TPH-GRO - Waters	106		63-154						
Batch number: 08073A54A	Sample number(s): 5299217 UNSPK: P299210								
TPH-GRO - Waters	85		63-154						
Batch number: 08074E54A	Sample number(s): 5299218 UNSPK: P304094								
TPH-GRO - Waters	130		63-154						
Batch number: W080722AA	Sample number(s): 5299220 UNSPK: P299595								
Ethanol	96	114	32-164	17	30				
Methyl Tertiary Butyl Ether	96	102	69-127	6	30				
Chloromethane	101	99	49-153	2	30				
Vinyl Chloride	96	102	59-143	6	30				
Bromomethane	129	129	54-140	1	30				
Chloroethane	113	132	60-140	15	30				
Trichlorofluoromethane	112	118	68-163	5	30				
1,1-Dichloroethene	103	108	87-145	5	30				
Methylene Chloride	103	108	79-133	5	30				
trans-1,2-Dichloroethene	107	114	82-133	6	30				
1,1-Dichloroethane	103	110	85-135	7	30				
cis-1,2-Dichloroethene	103	107	83-126	4	30				
Chloroform	106	112	83-139	5	30				
1,1,1-Trichloroethane	105	112	81-142	6	30				
Carbon Tetrachloride	103	110	82-149	6	30				
Benzene	100	107	83-128	7	30				
1,2-Dichloroethane	103	108	70-143	5	30				
Trichloroethene	106	112	83-136	5	30				

*- Outside of specification

- (1) The result for one or both determinations was less than five times the LOQ.
- (2) The unspiked result was more than four times the spike added.

Quality Control Summary

Client Name: Chevron
Reported: 03/20/08 at 02:24 PM

Group Number: 1080827

Sample Matrix Quality Control

Unspiked (UNSPK) = the sample used in conjunction with the matrix spike
Background (BKG) = the sample used in conjunction with the duplicate

Analysis Name	MS %REC	MSD %REC	MS/MSD Limits	RPD	RPD MAX	BKG Conc	DUP Conc	DUP RPD	Dup RPD Max
1,2-Dichloropropane	98	106	83-129	8	30				
Bromodichloromethane	103	108	80-137	5	30				
Toluene	96	104	83-127	8	30				
1,1,2-Trichloroethane	109	120	77-125	9	30				
Tetrachloroethene	101	109	78-133	7	30				
Dibromochloromethane	97	106	80-128	8	30				
Chlorobenzene	97	104	83-120	6	30				
Ethylbenzene	95	102	82-129	8	30				
m+p-Xylene	94	102	82-130	9	30				
o-Xylene	94	100	82-130	7	30				
Bromoform	86	93	64-119	7	30				
1,1,2,2-Tetrachloroethane	90	96	73-121	7	30				
1,3-Dichlorobenzene	93	99	79-123	6	30				
1,4-Dichlorobenzene	91	99	81-122	8	30				
1,2-Dichlorobenzene	92	97	82-117	5	30				
trans-1,3-Dichloropropene	87	92	77-123	6	30				
cis-1,3-Dichloropropene	92	100	80-126	8	30				
Freon 113	96	104	72-154	8	30				

Batch number: Z080724AA	Sample number(s): 5299217	UNSPK: P297313			
Methyl Tertiary Butyl Ether	99	97	69-127	2	30
Benzene	92	92	83-128	1	30
Toluene	101	100	83-127	1	30
Ethylbenzene	98	98	82-129	0	30
Xylene (Total)	98	97	82-130	0	30

Batch number: Z080791AA	Sample number(s): 5299218-5299219, 5299221-5299223	UNSPK: 5299219			
Ethanol	133	138	32-164	4	30
Methyl Tertiary Butyl Ether	100	102	69-127	1	30
Benzene	107	107	83-128	0	30
Toluene	113	114	83-127	1	30
Ethylbenzene	111	112	82-129	1	30
Xylene (Total)	109	110	82-130	1	30

Surrogate Quality Control

Surrogate recoveries which are outside of the QC window are confirmed unless attributed to dilution or otherwise noted on the Analysis Report.

Analysis Name: TPH-GRO - Waters
Batch number: 08071B08A
Trifluorotoluene-F

5299219	86
5299220	84
5299221	86
5299222	91
5299223	86
Blank	89
LCS	98

*- Outside of specification

- (1) The result for one or both determinations was less than five times the LOQ.
- (2) The unspiked result was more than four times the spike added.

Quality Control Summary

Client Name: Chevron
Reported: 03/20/08 at 02:24 PM

Group Number: 1080827

Surrogate Quality Control

LCSD 98
MS 98

Limits: 63-135

Analysis Name: TPH-DRO (Waters)
Batch number: 080730007A
Orthoterphenyl

5299220 103
Blank 98
LCS 121
LCSD 117

Limits: 59-131

Analysis Name: TPH-GRO - Waters
Batch number: 08073A54A
Trifluorotoluene-F

5299217 86
Blank 85
LCS 94
LCSD 92
MS 89

Limits: 63-135

Analysis Name: TPH-GRO - Waters
Batch number: 08074E54A
Trifluorotoluene-F

5299218 89
Blank 86
LCS 94
LCSD 90
MS 92

Limits: 63-135

Analysis Name: EPA SW846/8260 (water)
Batch number: W080722AA

	Dibromofluoromethane	1,2-Dichloroethane-d4	Toluene-d8	4-Bromofluorobenzene
5299220	96	89	92	84
Blank	95	93	91	85
LCS	97	93	94	90
MS	98	95	94	90
MSD	97	94	94	91

Limits: 80-116 77-113 80-113 78-113

Analysis Name: BTEX+MTBE by 8260E
Batch number: Z080724AA

	Dibromofluoromethane	1,2-Dichloroethane-d4	Toluene-d8	4-Bromofluorobenzene
5299217	101	103	105	95
Blank	102	107	106	95

*- Outside of specification

- (1) The result for one or both determinations was less than five times the LOQ.
- (2) The unspiked result was more than four times the spike added.

Quality Control Summary

Client Name: Chevron
Reported: 03/20/08 at 02:24 PM

Group Number: 1080827

Surrogate Quality Control

LCS	98	104	105	100
MS	100	106	105	101
MSD	100	105	105	101
Limits:	80-116	77-113	80-113	78-113
Analysis Name: ETEX, MTEE, ETOH				
Batch number: Z080791AA				
	Dibromofluoromethane	1,2-Dichloroethane-d4	Toluene-d6	4-Bromofluorobenzene
5299218	90	96	102	94
5299219	93	96	102	92
5299221	94	98	102	92
5299222	91	95	100	96
5299223	93	97	103	92
Blank	93	97	102	92
LCS	91	95	100	97
MS	91	95	101	97
MSD	90	95	101	96
Limits:	80-116	77-113	80-113	78-113

*- Outside of specification

- (1) The result for one or both determinations was less than five times the LOQ.
- (2) The unspiked result was more than four times the spike added.

Lancaster Laboratories Explanation of Symbols and Abbreviations

The following defines common symbols and abbreviations used in reporting technical data:

N.D.	none detected	BMQL	Below Minimum Quantitation Level
TNTC	Too Numerous To Count	MPN	Most Probable Number
IU	International Units	CP Units	cobalt-chloroplatinate units
umhos/cm	micromhos/cm	NTU	nephelometric turbidity units
C	degrees Celsius	F	degrees Fahrenheit
Cal	(diet) calories	lb.	pound(s)
meq	milliequivalents	kg	kilogram(s)
g	gram(s)	mg	milligram(s)
ug	microgram(s)	l	liter(s)
ml	milliliter(s)	ul	microliter(s)
m3	cubic meter(s)	fib >5 um/ml	fibers greater than 5 microns in length per ml
<	less than – The number following the sign is the <u>limit of quantitation</u> , the smallest amount of analyte which can be reliably determined using this specific test.		
>	greater than		
ppm	parts per million – One ppm is equivalent to one milligram per kilogram (mg/kg), or one gram per million grams. For aqueous liquids, ppm is usually taken to be equivalent to milligrams per liter (mg/l), because one liter of water has a weight very close to a kilogram. For gases or vapors, one ppm is equivalent to one microliter of gas per liter of gas.		
ppb	parts per billion		
Dry weight basis	Results printed under this heading have been adjusted for moisture content. This increases the analyte weight concentration to approximate the value present in a similar sample without moisture.		

U.S. EPA data qualifiers:

Organic Qualifiers

Inorganic Qualifiers

A	TIC is a possible aldol-condensation product	B	Value is <CRDL, but ≥IDL
B	Analyte was also detected in the blank	E	Estimated due to interference
C	Pesticide result confirmed by GC/MS	M	Duplicate injection precision not met
D	Compound quantitated on a diluted sample	N	Spike amount not within control limits
E	Concentration exceeds the calibration range of the instrument	S	Method of standard additions (MSA) used for calculation
J	Estimated value	U	Compound was not detected
N	Presumptive evidence of a compound (TICs only)	W	Post digestion spike out of control limits
P	Concentration difference between primary and confirmation columns >25%	*	Duplicate analysis not within control limits
U	Compound was not detected	+	Correlation coefficient for MSA <0.995
X,Y,Z	Defined in case narrative		

Analytical test results for methods listed on the laboratories' accreditation scope meet all requirements of NELAC unless otherwise noted under the individual analysis.

Tests results relate only to the sample tested. Clients should be aware that a critical step in a chemical or microbiological analysis is the collection of the sample. Unless the sample analyzed is truly representative of the bulk of material involved, the test results will be meaningless. If you have questions regarding the proper techniques of collecting samples, please contact us. We cannot be held responsible for sample integrity, however, unless sampling has been performed by a member of our staff. This report shall not be reproduced except in full, without the written approval of the laboratory.

WARRANTY AND LIMITS OF LIABILITY – In accepting analytical work, we warrant the accuracy of test results for the sample as submitted. THE FOREGOING EXPRESS WARRANTY IS EXCLUSIVE AND IS GIVEN IN LIEU OF ALL OTHER WARRANTIES, EXPRESSED OR IMPLIED. WE DISCLAIM ANY OTHER WARRANTIES, EXPRESSED OR IMPLIED, INCLUDING A WARRANTY OF FITNESS FOR PARTICULAR PURPOSE AND WARRANTY OF MERCHANTABILITY. IN NO EVENT SHALL LANCASTER LABORATORIES BE LIABLE FOR INDIRECT, SPECIAL, CONSEQUENTIAL, OR INCIDENTAL DAMAGES INCLUDING, BUT NOT LIMITED TO, DAMAGES FOR LOSS OF PROFIT OR GOODWILL REGARDLESS OF (A) THE NEGLIGENCE (EITHER SOLE OR CONCURRENT) OF LANCASTER LABORATORIES AND (B) WHETHER LANCASTER LABORATORIES HAS BEEN INFORMED OF THE POSSIBILITY OF SUCH DAMAGES. We accept no legal responsibility for the purposes for which the client uses the test results. No purchase order or other order for work shall be accepted by Lancaster Laboratories which includes any conditions that vary from the Standard Terms and Conditions of Lancaster Laboratories and we hereby object to any conflicting terms contained in any acceptance or order submitted by client.