



RECEIVED

10:38 am, Apr 16, 2008

Alameda County
Environmental Health

Denis L. Brown

Jerry Wickham
Alameda County Health Care Services Agency
1131 Harbor Bay Parkway, Suite 250
Alameda, California 94502-6577

Shell Oil Products US

HSE – Environmental Services
20945 S. Wilmington Ave.
Carson, CA 90810-1039
Tel (707) 865 0251
Fax (707) 865 2542

Email denis.l.brown@shell.com

Re: Shell-branded Service Station
999 San Pablo Avenue
Albany, California
SAP Code 135037
Incident No. 98995143
ACHCSA Case No. RO0000121

Dear Mr. Wickham:

The attached document is provided for your review and comment. Upon information and belief, I declare, under penalty of perjury, that the information contained in the attached document is true and correct.

If you have any questions or concerns, please call me at (707) 865-0251.

Sincerely,

Denis L. Brown
Project Manager



**CONESTOGA-ROVERS
& ASSOCIATES**

19449 Riverside Drive, Suite 230, Sonoma, California 95476
Telephone: 707-935-4850 Facsimile: 707-935-6649
www.CRAworld.com

April 15, 2008

Mr. Jerry Wickham
Alameda County Health Care Services Agency
1131 Harbor Bay Parkway, Suite 250
Alameda, California 94502-6577

Re: **Groundwater Monitoring Report – First Quarter 2008**
Shell-branded Service Station
999 San Pablo Avenue
Albany, California
SAP Code 135037
Incident No. 98995143
ACHCSA Case No. RO0000121


Dear Mr. Wickham:


Conestoga-Rovers & Associates (CRA) prepared this report on behalf of Equilon Enterprises LLC dba Shell Oil Products US (Shell) in accordance with the quarterly reporting requirements of 23 CCR 2652d.

If you have any questions regarding the contents of this document, please call Dennis Baertschi at (707) 268-3813.

Sincerely,

Conestoga-Rovers & Associates

for 
Dennis Baertschi
Project Manager


Joe W. Neely, PG



cc: Mr. Denis Brown, Shell
Mr. Gregg Biggs, Site owner

Equal
Employment
Opportunity Employer



**CONESTOGA-ROVERS
& ASSOCIATES**

Mr. Jerry Wickham
April 15, 2008

GROUNDWATER MONITORING REPORT – FIRST QUARTER 2008

Site Address	<u>999 San Pablo Ave., Albany</u>
Site Use	<u>Shell-branded Service Station</u>
Shell Project Manager	<u>Denis Brown</u>
Consultant and Contact Person	<u>CRA, Dennis Baertschi</u>
Lead Agency and Contact	<u>ACHCSA, Jerry Wickham</u>
Agency Case No.	<u>RO0000121</u>
Shell SAP Code	<u>135037</u>
Shell Incident No.	<u>98995143</u>
Date of Most Recent Agency Correspondence	<u>June 28, 2001</u>

Current Quarter's Activities

1. Blaine Tech Services, Inc. (Blaine) gauged and sampled wells according to the established monitoring program for this site.
2. CRA prepared a vicinity map (Figure 1) and a groundwater contour and chemical concentration map (Figure 2). The Blaine report, presenting the analytical data, is included in Attachment A.

Current Quarter's Findings

Groundwater Flow Direction	<u>West-southwesterly</u>
Hydraulic Gradient	<u>0.03</u>
Depth to Water	<u>5.75 to 9.11 feet below top of well casing</u>

Proposed Activities for Next Quarter

1. Blaine will gauge and sample wells during the second month of the quarter, according to the established monitoring program for this site, and CRA will prepare a report.
2. The under dispenser containment's for the three dispensers at the site were removed and replaced in December of 2007. CRA was on site to collect the requisite soil samples under the direction of Alameda County Department of Environmental Health. The soil sampling associated with the December 2007 under dispenser containment replacement activities has been documented in a report prepared by CRA and will be submitted to Alameda County Health Care Services Agency under separate cover.



**CONESTOGA-ROVERS
& ASSOCIATES**

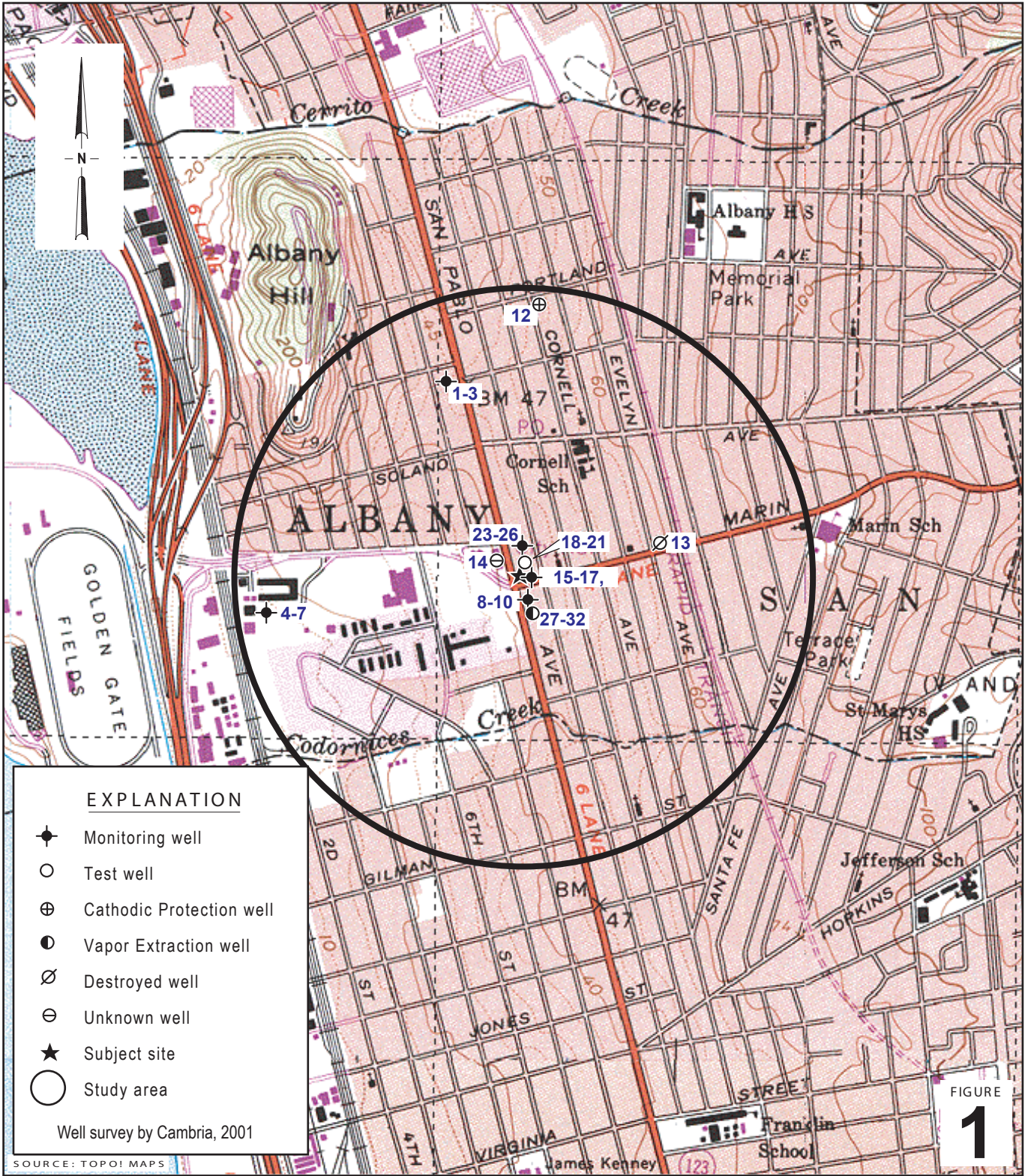
Mr. Jerry Wickham
April 15, 2008

Figures: 1 - Vicinity Map
2 - Groundwater Contour and Chemical Concentration Map

Attachments: A - Blaine Tech Services, Inc. - Groundwater Monitoring Report

CRA prepared this document for use by our client and appropriate regulatory agencies. It is based partially on information available to CRA from outside sources and/or in the public domain, and partially on information supplied by Cambria and its subcontractors. CRA makes no warranty or guarantee, expressed or implied, included or intended in this document, with respect to the accuracy of information obtained from these outside sources or the public domain, or any conclusions or recommendations based on information that was not independently verified by CRA. This document represents the best professional judgment of CRA. None of the work performed hereunder constitutes or shall be represented as a legal opinion of any kind or nature.

I:\Sonoma.Shell\Albany 999 San Pablo Ave\QMRs\2008\1Q08\CRA text 999 San Pablo 1Q08.doc

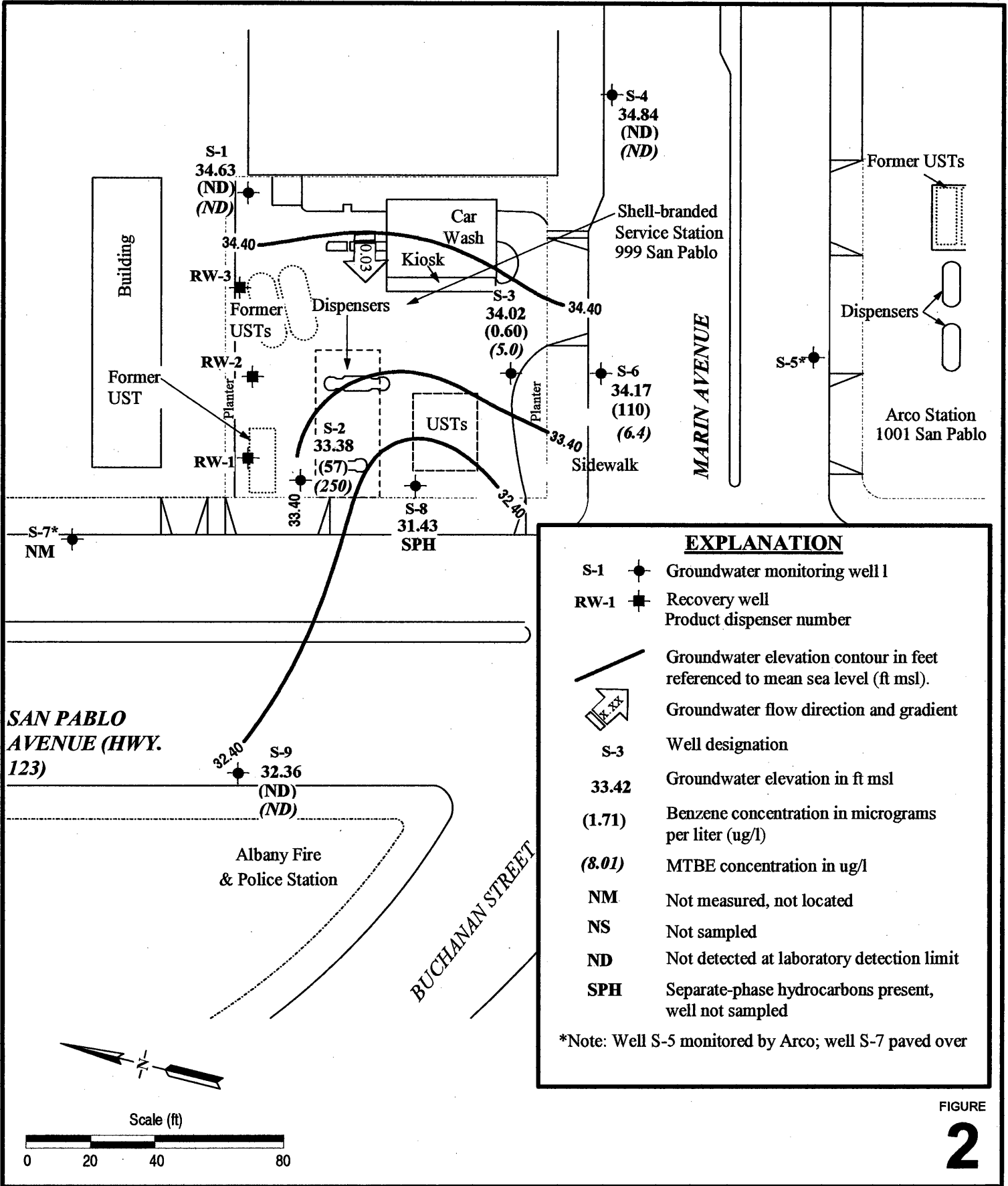


Shell-branded Service Station
 999 San Pablo Avenue
 Albany, California



**CONESTOGA-ROVERS
 & ASSOCIATES**

Vicinity Map
 (1/2-Mile Radius)



FIGURE

2

Shell-branded Service Station
 999 San Pablo Avenue
 Albany, California



CONESTOGA-ROVERS & ASSOCIATES

Groundwater Contour and Chemical Concentration Map

February 21, 2008

0366

Attachment A

**Blaine Tech Services, Inc.
Groundwater Monitoring Report**

BLAINE

TECH SERVICES INC.

GROUNDWATER SAMPLING SPECIALISTS
SINCE 1985

March 13, 2008

Denis Brown
Shell Oil Products US
20945 South Wilmington Avenue
Carson, CA 90810

First Quarter 2008 Groundwater Monitoring at
Shell-branded Service Station
999 San Pablo Avenue
Albany, CA

Monitoring performed on December 11, 2007 and January
24 and February 21, 2008

Groundwater Monitoring Report **080221-DW-1**

This report covers the routine monitoring of groundwater wells at this Shell-branded facility. In accordance with standard procedures that conform to Regional Water Quality Control Board requirements, routine field data collection includes depth to water, total well depth, thickness of any separate immiscible layer, water column volume, calculated purge volume (if applicable), elapsed evacuation time (if applicable), total volume of water removed (if applicable), and standard water parameter instrument readings. Sample material is collected, contained, stored, and transported to the laboratory in conformance with EPA standards. Purgewater (if applicable) is, likewise, collected and transported to the Martinez Refining Company.

Basic field information is presented alongside analytical values excerpted from the laboratory report in the cumulative table of **WELL CONCENTRATIONS**. The full analytical report for the most recent samples and the field data sheets are attached to this report.

At a minimum, Blaine Tech Services, Inc. field personnel are certified on completion of a forty-hour Hazardous Materials and Emergency Response training course per 29 CFR 1910.120. Field personnel are also enrolled in annual eight-hour refresher courses.

Blaine Tech Services, Inc. conducts sampling and documentation assignments of this type as an independent third party. Our activities at this site consisted of objective data and sample collection only. No interpretation of analytical results, defining of hydrological conditions or formulation of recommendations was performed.

Please call if you have any questions.

Yours truly,

Mike Ninokata
Project Manager

MN/ju

attachments: Cumulative Table of WELL CONCENTRATIONS
Certified Analytical Report
Field Data Sheets

cc: Dennis Baertschi
Conestoga-Rovers & Associates
19449 Riverside Dr., Suite 230
Sonoma, CA 95476

WELL CONCENTRATIONS
Shell-branded Service Station
999 San Pablo Avenue
Albany, CA

Well ID	Date	TPPH (ug/L)	B (ug/L)	T (ug/L)	E (ug/L)	X (ug/L)	MTBE 8020 (ug/L)	MTBE 8260 (ug/L)	DIPE (ug/L)	ETBE (ug/L)	TAME (ug/L)	TBA (ug/L)	TOC (MSL)	Depth to Water (ft.)	GW Elevation (MSL)	SPH Thickness (ft.)	DO Reading (ppm)
S-1	5/13/1991	1,500	20	2.6	86	74	NA	NA	NA	NA	NA	NA	42.73	8.24	34.49	NA	NA
S-1	8/23/1991	2,900	27	<2.5	75	18	NA	NA	NA	NA	NA	NA	42.73	8.37	34.36	NA	NA
S-1	11/7/1991	2,900	8	2.5	46	26	NA	NA	NA	NA	NA	NA	42.73	8.30	34.43	NA	NA
S-1	1/28/1992	2,000	11	<2.5	60	20	NA	NA	NA	NA	NA	NA	42.73	7.84	34.89	NA	NA
S-1	5/6/1992	1,200	5.5	<2.5	80	36	NA	NA	NA	NA	NA	NA	42.73	7.95	34.78	NA	NA
S-1	8/26/1992	2,000	9.4	<2.5	130	<2.5	NA	NA	NA	NA	NA	NA	42.73	8.24	34.49	NA	NA
S-1	10/28/1992	1,300	27	3.2	72	13	NA	NA	NA	NA	NA	NA	42.73	8.52	34.21	NA	NA
S-1	1/19/1993	1,500	13	3	29	31	NA	NA	NA	NA	NA	NA	42.73	6.54	36.19	NA	NA
S-1	4/29/1993	2,000	15	<2.5	82	<65	NA	NA	NA	NA	NA	NA	42.73	7.93	34.80	NA	NA
S-1	7/22/1993	620	1.1	4.2	3.5	13	NA	NA	NA	NA	NA	NA	42.73	8.09	34.64	NA	NA
S-1	10/21/1993	1,200	34	25	15	9.5	NA	NA	NA	NA	NA	NA	42.73	9.43	33.30	NA	NA
S-1	1/4/1994	860	<2.5	<2.5	5.7	5.3	NA	NA	NA	NA	NA	NA	42.73	8.25	34.48	NA	NA
S-1	4/13/1994	NA	NA	NA	NA	NA	NA	NA	NA	NA	NA	NA	42.73	8.02	34.71	NA	NA
S-1	7/25/1994	1,200	8.3	7.4	15	20	NA	NA	NA	NA	NA	NA	42.73	8.22	34.51	NA	NA
S-1	10/10/1994	NA	NA	NA	NA	NA	NA	NA	NA	NA	NA	NA	42.73	8.29	34.44	NA	NA
S-1	1/26/1995	1,000	12	0.6	12	420	NA	NA	NA	NA	NA	NA	42.73	6.88	35.85	NA	NA
S-1	4/21/1995	NA	NA	NA	NA	NA	NA	NA	NA	NA	NA	NA	42.73	7.65	35.08	NA	NA
S-1	7/28/1995	660	7.2	1	11	8.9	NA	NA	NA	NA	NA	NA	42.73	7.90	34.83	NA	4
S-1	10/31/1995	NA	NA	NA	NA	NA	NA	NA	NA	NA	NA	NA	42.73	7.72	35.01	NA	NA
S-1	1/10/1996	1,100	3.5	7	5.1	9.4	NA	NA	NA	NA	NA	NA	42.73	8.24	34.49	NA	7.4
S-1	4/25/1996	NA	NA	NA	NA	NA	NA	NA	NA	NA	NA	NA	42.73	7.74	34.99	NA	NA
S-1	7/23/1996	<50	<0.5	<0.5	<0.5	<0.5	<2.5	NA	NA	NA	NA	NA	42.73	7.92	34.81	NA	2.7
S-1	12/10/1996	NA	NA	NA	NA	NA	NA	NA	NA	NA	NA	NA	42.73	7.56	35.17	NA	0.6
S-1	2/20/1997	<50	<0.50	<0.50	<0.50	<0.50	<2.5	NA	NA	NA	NA	NA	42.73	7.95	34.78	NA	3
S-1	5/22/1997	NA	NA	NA	NA	NA	NA	NA	NA	NA	NA	NA	42.73	8.11	34.62	NA	0.5
S-1	8/22/1997	810	18	<2.0	5.1	4.4	18	NA	NA	NA	NA	NA	42.73	7.86	34.87	NA	3
S-1	11/3/1997	NA	NA	NA	NA	NA	NA	NA	NA	NA	NA	NA	42.73	8.35	34.38	NA	1.1
S-1	2/20/1998	<50	<0.50	<0.50	<0.50	<0.50	<2.5	NA	NA	NA	NA	NA	42.73	6.09	36.64	NA	2.9

WELL CONCENTRATIONS
Shell-branded Service Station
999 San Pablo Avenue
Albany, CA

Well ID	Date	TPPH (ug/L)	B (ug/L)	T (ug/L)	E (ug/L)	X (ug/L)	MTBE 8020 (ug/L)	MTBE 8260 (ug/L)	DIPE (ug/L)	ETBE (ug/L)	TAME (ug/L)	TBA (ug/L)	TOC (MSL)	Depth to Water (ft.)	GW Elevation (MSL)	SPH Thickness (ft.)	DO Reading (ppm)
S-1	5/18/1998	NA	NA	NA	NA	NA	NA	NA	NA	NA	NA	NA	42.73	7.69	35.04	NA	1.1
S-1	8/20/1998	390	6.7	<0.50	0.64	<0.50	14	NA	NA	NA	NA	NA	42.73	8.20	34.53	NA	1.9
S-1	11/6/1998	NA	NA	NA	NA	NA	NA	NA	NA	NA	NA	NA	42.73	8.23	34.50	NA	NA
S-1	2/16/1999	<50	<0.50	<0.50	<0.50	<0.50	<2.5	NA	NA	NA	NA	NA	42.73	7.47	35.26	NA	1.5
S-1	5/28/1999	NA	NA	NA	NA	NA	NA	NA	NA	NA	NA	NA	42.73	7.60	35.13	NA	1.3
S-1	8/24/1999	72.4	<0.500	<0.500	<0.500	<0.500	<2.50	NA	NA	NA	NA	NA	42.73	7.95	34.78	NA	1.4
S-1	11/16/1999	NA	NA	NA	NA	NA	NA	NA	NA	NA	NA	NA	42.73	7.87	34.86	NA	1.3
S-1	2/2/2000	<50.0	<0.500	<0.500	<0.500	<0.500	<5.00	NA	NA	NA	NA	NA	42.73	7.26	35.47	NA	1.4
S-1	5/9/2000	NA	NA	NA	NA	NA	NA	NA	NA	NA	NA	NA	42.73	8.13	34.60	NA	1.0
S-1	8/3/2000	209	6.42	<0.500	<0.500	<0.500	<2.50	NA	NA	NA	NA	NA	42.73	8.12	34.61	NA	1.4
S-1	11/15/2000	NA	NA	NA	NA	NA	NA	NA	NA	NA	NA	NA	42.73	8.06	34.67	NA	1.0
S-1	2/14/2001	179	4.46	<0.500	<0.500	<0.500	8.72	NA	NA	NA	NA	NA	42.73	8.08	34.65	NA	1.1
S-1	5/31/2001	NA	NA	NA	NA	NA	NA	NA	NA	NA	NA	NA	42.73	8.05	34.68	NA	1.0
S-1	8/15/2001	270	<0.50	<0.50	<0.50	<0.50	NA	<5.0	NA	NA	NA	NA	42.73	8.40	34.33	NA	1.3
S-1	12/31/2001	NA	NA	NA	NA	NA	NA	NA	NA	NA	NA	NA	42.73	7.42	35.31	NA	0.4
S-1	2/6/2002	<50	<0.50	<0.50	<0.50	<0.50	NA	<5.0	NA	NA	NA	NA	42.73	7.60	35.13	NA	2.2
S-1	6/4/2002	NA	NA	NA	NA	NA	NA	NA	NA	NA	NA	NA	42.73	8.16	34.57	NA	0.8
S-1	7/25/2002	230	<0.50	<0.50	<0.50	<0.50	NA	<5.0	NA	NA	NA	NA	42.57	7.84	34.73	NA	0.9
S-1	11/27/2002	NA	NA	NA	NA	NA	NA	NA	NA	NA	NA	NA	42.57	8.01	34.56	NA	0.6
S-1	1/30/2003	310	<0.50	<0.50	3.6	1.6	NA	<5.0	NA	NA	NA	NA	42.57	7.56	35.01	NA	1.5
S-1	6/3/2003	NA	NA	NA	NA	NA	NA	NA	NA	NA	NA	NA	42.57	7.87	34.70	NA	1.6
S-1	8/8/2003	730	<0.50	<0.50	12	6.4	NA	<0.50	NA	NA	NA	NA	42.57	7.95	34.62	NA	1.3
S-1	11/13/2003	NA	NA	NA	NA	NA	NA	NA	NA	NA	NA	NA	42.57	7.90	34.67	NA	0.8
S-1	2/4/2004	220	<0.50	<0.50	1.8	1.1	NA	<0.50	NA	NA	NA	NA	42.57	7.37	35.20	NA	1.2
S-1	5/12/2004	NA	NA	NA	NA	NA	NA	NA	NA	NA	NA	NA	42.57	8.05	34.52	NA	1.1
S-1	8/23/2004	110 g	<0.50	<0.50	<0.50	<1.0	NA	<0.50	NA	NA	NA	NA	42.57	8.10	34.47	NA	0.6
S-1	12/1/2004	NA	NA	NA	NA	NA	NA	NA	NA	NA	NA	NA	42.57	7.84	34.73	NA	NA
S-1	2/7/2005	53 h	<0.50	<0.50	<0.50	<1.0	NA	<0.50	NA	NA	NA	NA	42.57	7.48	35.09	NA	0.49

WELL CONCENTRATIONS
Shell-branded Service Station
999 San Pablo Avenue
Albany, CA

Well ID	Date	TPPH (ug/L)	B (ug/L)	T (ug/L)	E (ug/L)	X (ug/L)	MTBE 8020 (ug/L)	MTBE 8260 (ug/L)	DIPE (ug/L)	ETBE (ug/L)	TAME (ug/L)	TBA (ug/L)	TOC (MSL)	Depth to Water (ft.)	GW Elevation (MSL)	SPH Thickness (ft.)	DO Reading (ppm)
---------	------	----------------	-------------	-------------	-------------	-------------	------------------------	------------------------	----------------	----------------	----------------	---------------	--------------	----------------------------	--------------------------	---------------------------	------------------------

S-1	5/2/2005	NA	NA	NA	NA	NA	NA	NA	NA	NA	NA	NA	42.57	8.05	34.52	NA	NA
S-1	8/4/2005	850	<0.50	<0.50	4.5	1.0	NA	<0.50	NA	NA	NA	NA	42.57	8.05	34.52	NA	0.01
S-1	11/16/2005	NA	NA	NA	NA	NA	NA	NA	NA	NA	NA	NA	42.57	8.19	34.38	NA	NA
S-1	3/2/2006	170	<0.50	<0.50	2.4	0.91	NA	<0.50	NA	NA	NA	NA	42.57	7.58	34.99	NA	0.32
S-1	5/31/2006	NA	NA	NA	NA	NA	NA	NA	NA	NA	NA	NA	42.57	8.03	34.54	NA	NA
S-1	8/29/2006	<50.0	<0.500	<0.500	<0.500	<0.500	NA	<0.500	NA	NA	NA	NA	42.57	7.99	34.58	NA	1.05
S-1	12/6/2006	NA	NA	NA	NA	NA	NA	NA	NA	NA	NA	NA	42.57	8.07	34.50	NA	0.4
S-1	1/30/2007	640	<0.50	<0.50	1.9	<1.0	NA	<0.50	NA	NA	NA	NA	42.57	8.32	34.25	NA	1.20
S-1	5/15/2007	NA	NA	NA	NA	NA	NA	NA	NA	NA	NA	NA	42.57	7.85	34.72	NA	0.16
S-1	8/29/2007	980 j	0.37 l	<1.0	3.3	<1.0	NA	<1.0	<2.0	<2.0	<2.0	<10	42.57	7.87	34.70	NA	2.54
S-1	11/29/2007	NA	NA	NA	NA	NA	NA	NA	NA	NA	NA	NA	42.57	8.18	34.39	NA	0.28
S-1	2/21/2008	430 j	<0.50	<1.0	<1.0	<1.0	NA	<1.0	NA	NA	NA	NA	42.57	7.94	34.63	NA	0.27

S-2	5/13/1991	23,000	3,900	230	1,100	3,200	NA	NA	NA	NA	NA	NA	40.73	8.50	32.23	NA	NA
S-2	8/23/1991	23,000	4,400	260	1,900	2,400	NA	NA	NA	NA	NA	NA	40.73	8.80	31.93	NA	NA
S-2	11/7/1991	40,000	4,000	160	1,020	3,400	NA	NA	NA	NA	NA	NA	40.73	8.61	32.12	NA	NA
S-2	1/28/1992	22,000	1,600	70	420	1,700	NA	NA	NA	NA	NA	NA	40.73	7.80	32.93	NA	NA
S-2	5/6/1992	20,000	2,600	110	860	1,900	NA	NA	NA	NA	NA	NA	40.73	8.10	32.63	NA	NA
S-2	8/26/1992	42,000	5,000	160	1,100	3,500	NA	NA	NA	NA	NA	NA	40.73	8.37	32.36	NA	NA
S-2	10/28/1992	34,000	4,800	330	1,600	2,900	NA	NA	NA	NA	NA	NA	40.73	8.64	32.09	NA	NA
S-2	1/19/1993	20,000	2,300	370	660	1,300	NA	NA	NA	NA	NA	NA	40.73	5.82	34.91	NA	NA
S-2	4/29/1993	40,000	2,000	67	900	1,900	NA	NA	NA	NA	NA	NA	40.73	7.70	33.03	NA	NA
S-2	7/22/1993	22,000	3,000	120	1,000	1,600	NA	NA	NA	NA	NA	NA	40.73	8.38	32.35	NA	NA
S-2 (D)	7/22/1993	17,000	3,000	110	1,000	1,500	NA	NA	NA	NA	NA	NA	40.73	8.38	32.35	NA	NA
S-2	10/21/1993	14,000	2,800	74	870	1,100	NA	NA	NA	NA	NA	NA	40.73	8.58	32.15	NA	NA
S-2 (D)	10/21/1993	13,000	3,200	53	960	820	NA	NA	NA	NA	NA	NA	40.73	8.58	32.15	NA	NA
S-2	1/4/1994	21,000	2,100	67	990	770	NA	NA	NA	NA	NA	NA	40.73	7.70	33.03	NA	NA
S-2 (D)	1/4/1994	22,000	2,000	64	910	750	NA	NA	NA	NA	NA	NA	40.73	7.70	33.03	NA	NA

WELL CONCENTRATIONS
Shell-branded Service Station
999 San Pablo Avenue
Albany, CA

Well ID	Date	TPPH (ug/L)	B (ug/L)	T (ug/L)	E (ug/L)	X (ug/L)	MTBE 8020 (ug/L)	MTBE 8260 (ug/L)	DIPE (ug/L)	ETBE (ug/L)	TAME (ug/L)	TBA (ug/L)	TOC (MSL)	Depth to Water (ft.)	GW Elevation (MSL)	SPH Thickness (ft.)	DO Reading (ppm)
S-2	4/13/1994	NA	NA	NA	NA	NA	NA	NA	NA	NA	NA	NA	40.73	7.62	33.11	NA	NA
S-2	7/25/1994	43,000	2,600	490	990	1,300	NA	NA	NA	NA	NA	NA	40.73	7.86	32.87	NA	NA
S-2	10/10/1994	NA	NA	NA	NA	NA	NA	NA	NA	NA	NA	NA	40.73	8.12	32.61	NA	NA
S-2	1/26/1995	21,000	790	12	290	570	NA	NA	NA	NA	NA	NA	40.73	6.38	34.35	NA	5.5
S-2	4/21/1995	NA	NA	NA	NA	NA	NA	NA	NA	NA	NA	NA	40.73	7.01	33.72	NA	NA
S-2	7/28/1995	14,000	2,400	360	960	370	NA	NA	NA	NA	NA	NA	40.73	7.82	32.91	NA	4
S-2	10/31/1995	NA	NA	NA	NA	NA	NA	NA	NA	NA	NA	NA	40.73	7.57	33.16	NA	NA
S-2	1/10/1996	17,000	1,400	<50	480	170	NA	NA	NA	NA	NA	NA	40.73	8.13	32.60	NA	7.2
S-2	4/25/1996	NA	NA	NA	NA	NA	NA	NA	NA	NA	NA	NA	40.73	7.72	33.01	NA	NA
S-2	7/23/1996	16,000	2,700	69	1,100	110	9,500	NA	NA	NA	NA	NA	40.73	8.10	32.63	NA	2.2
S-2 (D)	7/23/1996	11,000	2,600	68	1,000	96	10,000	11,000	NA	NA	NA	NA	40.73	8.10	32.63	NA	2.2
S-2	12/10/1996	NA	NA	NA	NA	NA	NA	NA	NA	NA	NA	NA	40.73	8.57	32.16	NA	0.5
S-2	2/20/1997	10,000	500	<10	90	130	6,400	NA	NA	NA	NA	NA	40.73	8.15	32.58	NA	4
S-2	5/22/1997	NA	NA	NA	NA	NA	NA	NA	NA	NA	NA	NA	40.73	8.79	31.94	NA	1.1
S-2	8/22/1997	23,000	1,300	65	740	290	4,500	NA	NA	NA	NA	NA	40.73	8.05	32.68	NA	3.2
S-2 (D)	8/22/1997	20,000	1,200	<100	630	250	3,900	NA	NA	NA	NA	NA	40.73	8.05	32.68	NA	3.2
S-2	11/3/1997	NA	NA	NA	NA	NA	NA	NA	NA	NA	NA	NA	40.73	8.75	31.98	NA	1.2
S-2	2/20/1998	450	28	1.3	7.4	12	35	NA	NA	NA	NA	NA	40.73	6.34	34.39	NA	0.4
S-2	5/18/1998	NA	NA	NA	NA	NA	NA	NA	NA	NA	NA	NA	40.73	7.95	32.78	NA	0.8
S-2	8/20/1998	22,000	290	44	420	410	7,300	NA	NA	NA	NA	NA	40.73	7.73	33.00	NA	1.9
S-2	11/6/1998	NA	NA	NA	NA	NA	NA	NA	NA	NA	NA	NA	40.73	8.47	32.26	NA	NA
S-2	2/16/1999	27,000	200	<200	770	840	5,400	NA	NA	NA	NA	NA	40.73	7.24	33.49	NA	1.4
S-2	5/28/1999	NA	NA	NA	NA	NA	NA	NA	NA	NA	NA	NA	40.73	7.82	32.91	NA	1.3
S-2	8/24/1999	13,400	196	<25.0	439	113	597	NA	NA	NA	NA	NA	40.73	8.61	32.12	NA	1.2
S-2	11/16/1999	NA	NA	NA	NA	NA	NA	NA	NA	NA	NA	NA	40.73	8.17	32.56	NA	1.1
S-2	2/2/2000	7,850	176	88.0	134	111	540	NA	NA	NA	NA	NA	40.73	7.57	33.16	NA	1.2
S-2	5/9/2000	NA	NA	NA	NA	NA	NA	NA	NA	NA	NA	NA	40.73	7.94	32.79	NA	1.3
S-2	8/3/2000	35,000	255	122	842	224	905	726e	NA	NA	NA	NA	40.73	8.07	32.66	NA	1.1

WELL CONCENTRATIONS
Shell-branded Service Station
999 San Pablo Avenue
Albany, CA

Well ID	Date	TPPH (ug/L)	B (ug/L)	T (ug/L)	E (ug/L)	X (ug/L)	MTBE 8020 (ug/L)	MTBE 8260 (ug/L)	DIPE (ug/L)	ETBE (ug/L)	TAME (ug/L)	TBA (ug/L)	TOC (MSL)	Depth to Water (ft.)	GW Elevation (MSL)	SPH Thickness (ft.)	DO Reading (ppm)
S-2	11/15/2000	NA	NA	NA	NA	NA	NA	NA	NA	NA	NA	NA	40.73	8.13	32.60	NA	1.3
S-2	2/14/2001	13,000	147	<25.0	309	54.4	581	NA	NA	NA	NA	NA	40.73	6.39	34.34	NA	1.4
S-2	5/31/2001	NA	NA	NA	NA	NA	NA	NA	NA	NA	NA	NA	40.73	7.21	33.52	NA	1.5
S-2	8/15/2001	15,000	67	4.1	220	33	NA	440	NA	NA	NA	NA	40.73	8.27	32.46	NA	0.6
S-2	12/31/2001	NA	NA	NA	NA	NA	NA	270	NA	NA	NA	NA	40.73	6.07	34.66	NA	0.2
S-2	2/6/2002	15,000	53	2.8	120	31	NA	220	NA	NA	NA	NA	40.73	7.98	32.75	NA	1.8
S-2	6/4/2002	NA	NA	NA	NA	NA	NA	NA	NA	NA	NA	NA	40.73	6.70	34.03	NA	0.2
S-2	7/25/2002	9,000	75	4.0	180	24	NA	460	NA	NA	NA	NA	40.63	7.67	32.96	NA	0.9
S-2	11/27/2002	NA	NA	NA	NA	NA	NA	NA	NA	NA	NA	NA	40.63	7.84	32.79	NA	0.7
S-2	1/30/2003	15,000	26	<2.5	92	22	NA	210	NA	NA	NA	NA	40.63	7.29	33.34	NA	15.6
S-2	6/3/2003	17,000	<25	<25	130	<50	NA	290	NA	NA	NA	NA	40.63	7.87	32.76	NA	5.4
S-2	8/8/2003	4,500	<2.5	<2.5	9.4	<5.0	NA	140	NA	NA	NA	NA	40.63	8.18	32.45	NA	16.2
S-2	11/13/2003	10,000	18	<10	47	21	NA	180	NA	NA	NA	NA	40.63	7.98	32.65	NA	19.5
S-2	2/4/2004	5,700	54	<10	54	<20	NA	270	NA	NA	NA	NA	40.63	7.21	33.42	NA	>15
S-2	5/12/2004	8,200	18	<10	<10	<20	NA	250	NA	NA	NA	NA	40.63	8.07	32.56	NA	3.1
S-2	8/23/2004	4,100	<10	<10	<10	<20	NA	84	<40	<40	<40	<100	40.63	8.52	32.11	NA	10.7
S-2	12/1/2004	2,000	3.4	<2.5	6.2	<5.0	NA	77	NA	NA	NA	NA	40.63	8.70	31.93	NA	11.8
S-2	2/7/2005	7,400	32	1.6	29	3.1	NA	210	NA	NA	NA	NA	40.63	7.58	33.05	NA	0.11
S-2	5/2/2005	8,100	84	4.9	83	5.5	NA	320	NA	NA	NA	NA	40.63	7.45	33.18	NA	0.6
S-2	8/4/2005	4,900	48	2.1	19	2.8	NA	330	<4.0	<4.0	<4.0	55	40.63	7.90	32.73	NA	0.4
S-2	11/16/2005	13,700	43.8	2.79	25.1	5.92	NA	156	NA	NA	NA	NA	40.63	8.33	32.30	NA	0.5
S-2	3/2/2006	5,800	44	3.2	20	5.6	NA	190	NA	NA	NA	NA	40.63	6.74	33.89	NA	0.63
S-2	5/31/2006	11,100	72.0	4.20	22.4	5.36	NA	308	NA	NA	NA	NA	40.63	7.46	33.17	NA	0.6
S-2	8/29/2006	37,400	72.1	5.08	39.6	6.89	NA	377	<0.500	<0.500	<0.500	46.7	40.63	8.02	32.61	NA	0.70
S-2	12/6/2006	5,000	41	3.2	11	5.2	NA	170	NA	NA	NA	NA	40.63	8.04	32.59	NA	0.5
S-2	1/30/2007	4,200	24	1.7	5.9	2.3	NA	140	NA	NA	NA	NA	40.63	8.08	32.55	NA	0.11
S-2	5/15/2007	8,100 j	48	3.5	19	6.2 l	NA	180	NA	NA	NA	NA	40.63	8.05	32.58	NA	0.11
S-2	8/29/2007	8,400 j	60	3.8	12	4.68 l	NA	270	<4.0	<4.0	<4.0	64	40.63	8.01	32.62	NA	1.02

WELL CONCENTRATIONS
Shell-branded Service Station
999 San Pablo Avenue
Albany, CA

Well ID	Date	TPPH (ug/L)	B (ug/L)	T (ug/L)	E (ug/L)	X (ug/L)	MTBE 8020 (ug/L)	MTBE 8260 (ug/L)	DIPE (ug/L)	ETBE (ug/L)	TAME (ug/L)	TBA (ug/L)	TOC (MSL)	Depth to Water (ft.)	GW Elevation (MSL)	SPH Thickness (ft.)	DO Reading (ppm)
---------	------	----------------	-------------	-------------	-------------	-------------	------------------------	------------------------	----------------	----------------	----------------	---------------	--------------	----------------------------	--------------------------	---------------------------	------------------------

S-2	11/29/2007	4,100 j	48	4.8 m	11	12.3	NA	280	NA	NA	NA	NA	40.63	8.25	32.38	NA	0.55
S-2	2/21/2008	7,300 j	57	4.0	13	4.7	NA	250	NA	NA	NA	NA	40.63	7.25	33.38	NA	0.40

S-3	5/13/1991	3,300	30	3.6	26	13	NA	NA	NA	NA	NA	NA	41.46	7.90	33.56	NA	NA
S-3	8/23/1991	2,000	25	4	9.3	4.5	NA	NA	NA	NA	NA	NA	41.46	8.14	33.32	NA	NA
S-3	11/7/1991	4,000	20	3.9	5	4.9	NA	NA	NA	NA	NA	NA	41.46	7.91	33.55	NA	NA
S-3	1/28/1992	2,100	21	7.6	6.7	15	NA	NA	NA	NA	NA	NA	41.46	7.53	33.93	NA	NA
S-3 (D)	1/28/1992	2,100	18	6.1	7.1	14	NA	NA	NA	NA	NA	NA	41.46	7.53	33.93	NA	NA
S-3	5/6/1992	6,600	38	51	45	65	NA	NA	NA	NA	NA	NA	41.46	7.55	33.91	NA	NA
S-3	8/26/1992	5,800	18	12	29	60	NA	NA	NA	NA	NA	NA	41.46	7.53	33.93	NA	NA
S-3	10/28/1992	3,000	55	11	16	32	NA	NA	NA	NA	NA	NA	41.46	7.95	33.51	NA	NA
S-3	1/19/1993	3,100	<5	5.1	11	16	NA	NA	NA	NA	NA	NA	41.46	6.12	35.34	NA	NA
S-3	4/29/1993	3,000	31	22	<5	14	NA	NA	NA	NA	NA	NA	41.46	7.27	34.19	NA	NA
S-3	7/22/1993	2,600	3.1	43	23	53	NA	NA	NA	NA	NA	NA	41.46	7.62	33.84	NA	NA
S-3	10/21/1993	2,500	73	14	16	32	NA	NA	NA	NA	NA	NA	41.46	7.81	33.65	NA	NA
S-3	1/4/1994	4,800	13	21	<12.5	33	NA	NA	NA	NA	NA	NA	41.46	7.49	33.97	NA	NA
S-3	4/13/1994	NA	NA	NA	NA	NA	NA	NA	NA	NA	NA	NA	41.46	7.32	34.14	NA	NA
S-3	7/25/1994	2,600	6.1	4	3.8	12	NA	NA	NA	NA	NA	NA	41.46	7.66	33.80	NA	NA
S-3	10/10/1994	NA	NA	NA	NA	NA	NA	NA	NA	NA	NA	NA	41.46	7.49	33.97	NA	NA
S-3	1/26/1995	3,600	30	6.8	5.6	19	NA	NA	NA	NA	NA	NA	41.46	6.50	34.96	NA	NA
S-3 (D)	1/26/1995	2,200	9.9	15	14	22	NA	NA	NA	NA	NA	NA	41.46	6.50	34.96	NA	NA
S-3	4/21/1995	NA	NA	NA	NA	NA	NA	NA	NA	NA	NA	NA	41.46	6.79	34.67	NA	NA
S-3	7/28/1995	3,700	27	9.3	20	34	NA	NA	NA	NA	NA	NA	41.46	7.28	34.18	NA	4
S-3	10/31/1995	NA	NA	NA	NA	NA	NA	NA	NA	NA	NA	NA	41.46	6.74	34.72	NA	NA
S-3	1/10/1996	4,000	10	<0.5	13	28	NA	NA	NA	NA	NA	NA	41.46	7.48	33.98	NA	6.1
S-3	4/25/1996	NA	NA	NA	NA	NA	NA	NA	NA	NA	NA	NA	41.46	6.90	34.56	NA	NA
S-3	7/23/1996	2,100	20	<0.5	<0.5	<0.5	<25	NA	NA	NA	NA	NA	41.46	7.04	34.42	NA	2.1
S-3	12/10/1996	NA	NA	NA	NA	NA	NA	NA	NA	NA	NA	NA	41.46	7.96	33.50	NA	0.7

WELL CONCENTRATIONS
Shell-branded Service Station
999 San Pablo Avenue
Albany, CA

Well ID	Date	TPPH (ug/L)	B (ug/L)	T (ug/L)	E (ug/L)	X (ug/L)	MTBE 8020 (ug/L)	MTBE 8260 (ug/L)	DIPE (ug/L)	ETBE (ug/L)	TAME (ug/L)	TBA (ug/L)	TOC (MSL)	Depth to Water (ft.)	GW Elevation (MSL)	SPH Thickness (ft.)	DO Reading (ppm)
S-3	2/20/1997	3,500	83	<5.0	18	16	130	NA	NA	NA	NA	NA	41.46	7.44	34.02	NA	3
S-3 (D)	2/20/1997	3,000	69	<5.0	14	12	70	NA	NA	NA	NA	NA	41.46	7.44	34.02	NA	3
S-3	5/22/1997	NA	NA	NA	NA	NA	NA	NA	NA	NA	NA	NA	41.46	7.13	34.33	NA	0.6
S-3	8/22/1997	4,700	60	12	19	21	40	NA	NA	NA	NA	NA	41.46	6.81	34.65	NA	2.9
S-3	11/3/1997	NA	NA	NA	NA	NA	NA	NA	NA	NA	NA	NA	41.46	7.40	34.06	NA	0.9
S-3	2/20/1998	3,400	<10	<10	14	18	85	NA	NA	NA	NA	NA	41.46	6.55	34.91	NA	0.8
S-3 (D)	2/20/1998	3,100	8.6	7.8	12	16	57	NA	NA	NA	NA	NA	41.46	6.55	34.91	NA	0.8
S-3	5/18/1998	NA	NA	NA	NA	NA	NA	NA	NA	NA	NA	NA	41.46	6.81	34.65	NA	0.7
S-3	8/20/1998	4,400	67	23	9.8	22	240	NA	NA	NA	NA	NA	41.46	6.98	34.48	NA	2.2
S-3	11/6/1998	NA	NA	NA	NA	NA	NA	NA	NA	NA	NA	NA	41.46	6.96	34.50	NA	NA
S-3	2/16/1999	2,000	6.9	6.2	3.7	4.8	47	NA	NA	NA	NA	NA	41.46	6.93	34.53	NA	2.0
S-3	5/28/1999	NA	NA	NA	NA	NA	NA	NA	NA	NA	NA	NA	41.46	6.74	34.72	NA	1.8
S-3	8/24/1999	4,170	54.8	14.2	6.65	13.7	43.4	NA	NA	NA	NA	NA	41.46	9.05	32.41	NA	1.9
S-3	11/16/1999	NA	NA	NA	NA	NA	NA	NA	NA	NA	NA	NA	41.46	7.09	34.37	NA	1.6
S-3	2/2/2000	2,410	133	112	24.9	104	46.0	NA	NA	NA	NA	NA	41.46	6.59	34.87	NA	1.9
S-3	5/9/2000	NA	NA	NA	NA	NA	NA	NA	NA	NA	NA	NA	41.46	7.13	34.33	NA	1.9
S-3	8/3/2000	3,890	17.2	21.9	<10.0	<10.0	166	NA	NA	NA	NA	NA	41.46	6.82	34.64	NA	1.8
S-3	11/15/2000	NA	NA	NA	NA	NA	NA	NA	NA	NA	NA	NA	41.46	6.98	34.48	NA	1.6
S-3	2/14/2001	2,800	35.8	5.57	3.83	2.94	1,070	1,250	NA	NA	NA	NA	41.46	6.57	34.89	NA	1.1
S-3	5/31/2001	NA	NA	NA	NA	NA	NA	NA	NA	NA	NA	NA	41.46	6.72	34.74	NA	1.6
S-3	8/15/2001	2,700	2.0	0.52	<0.50	2.0	NA	140	NA	NA	NA	NA	41.46	7.44	34.02	NA	0.6
S-3	12/31/2001	2,300	<2.0	<2.0	<2.0	<2.0	NA	470	NA	NA	NA	NA	41.46	6.62	34.84	NA	0.6
S-3	2/6/2002	2,000	2.6	1.6	4.3	7.8	NA	170	NA	NA	NA	NA	41.46	7.22	34.24	NA	2.2
S-3	6/4/2002	2,400	1.0	1.1	0.54	4.5	NA	120	NA	NA	NA	NA	41.46	7.34	34.12	NA	0.5
S-3	7/25/2002	3,100	0.86	<0.50	<0.50	2.0	NA	92	NA	NA	NA	NA	41.37	6.98	34.39	NA	1.0
S-3	11/27/2002	2,600	2.0	0.55	<0.50	2.1	NA	44	NA	NA	NA	NA	41.37	7.62	33.75	NA	0.7
S-3	1/30/2003	1,200	2.1	1.3	1.6	3.4	NA	42	NA	NA	NA	NA	41.37	7.14	34.23	NA	13.6
S-3	6/3/2003	2,700	2.9	<0.50	0.50	2.8	NA	43	NA	NA	NA	NA	41.37	7.25	34.12	NA	1.7

WELL CONCENTRATIONS
Shell-branded Service Station
999 San Pablo Avenue
Albany, CA

Well ID	Date	TPPH (ug/L)	B (ug/L)	T (ug/L)	E (ug/L)	X (ug/L)	MTBE 8020 (ug/L)	MTBE 8260 (ug/L)	DIPE (ug/L)	ETBE (ug/L)	TAME (ug/L)	TBA (ug/L)	TOC (MSL)	Depth to Water (ft.)	GW Elevation (MSL)	SPH Thickness (ft.)	DO Reading (ppm)
S-3	8/8/2003	1,400	2.4	0.71	<0.50	2.2	NA	32	NA	NA	NA	NA	41.37	7.67	33.70	NA	>20
S-3	11/13/2003	5,200	5.1	2.4	<1.0	5.6	NA	69	NA	NA	NA	NA	41.37	7.56	33.81	NA	19.6
S-3	2/4/2004	2,800	1.9	<1.0	1.0	2.6	NA	20	NA	NA	NA	NA	41.37	7.12	34.25	NA	>15
S-3	5/12/2004	1,900	2.8	<1.0	<1.0	2.2	NA	9.7	NA	NA	NA	NA	41.37	7.94	33.43	NA	4.0
S-3	8/23/2004	1,400	7.6	1.1	<1.0	2.9	NA	13	<4.0	<4.0	<4.0	<10	41.37	8.09	33.28	NA	13.3
S-3	12/1/2004	950	1.9	<1.0	<1.0	<2.0	NA	5.6	NA	NA	NA	NA	41.37	8.21	33.16	NA	13.0
S-3	2/7/2005	1,800	1.4	<1.0	<1.0	2.1	NA	9.9	NA	NA	NA	NA	41.37	7.69	33.68	NA	0.25
S-3	5/2/2005	4,000	2.3	1.1	1.6	3.0	NA	9.9	NA	NA	NA	NA	41.37	7.20	34.17	NA	0.5
S-3	8/4/2005	3,600	2.1	<1.0	<2.0	3.6	NA	8.5	<4.0	<4.0	<4.0	33	41.37	8.14	33.23	NA	0.2
S-3	11/16/2005	6,000	2.24	0.800	0.660	3.35	NA	3.83	NA	NA	NA	NA	41.37	8.39	32.98	NA	0.6
S-3	3/2/2006	1,500	1.3	<0.50	0.57	2.0	NA	5.1	NA	NA	NA	NA	41.37	7.09	34.28	NA	0.52
S-3	5/31/2006	5,560	1.71	0.730	1.24	3.89	NA	8.01 i	NA	NA	NA	NA	41.37	7.95	33.42	NA	0.5
S-3	8/29/2006	4,850	1.82	0.680	1.19	2.22	NA	3.16	<0.500	<0.500	<0.500	<10.0	41.37	6.35	35.02	NA	0.88
S-3	12/6/2006	2,900	1.1	<0.50	<0.50	2.2	NA	<0.50	NA	NA	NA	NA	41.37	8.41	32.96	NA	0.3
S-3	1/30/2007	2,100	1.0	<0.50	0.53	1.8	NA	5.7	NA	NA	NA	NA	41.37	8.31	33.06	NA	0.36
S-3	5/15/2007	3,500 j	1.1	0.51 l	0.76 l	2.38 l	NA	8.0	NA	NA	NA	NA	41.37	7.60	33.77	NA	0.11
S-3	8/29/2007	<50 j	1.5	0.48 l	0.50 l	2.81 l	NA	<1.0	<2.0	<2.0	<2.0	<10	41.37	8.64	32.73	NA	0.57
S-3	11/29/2007	3,800 j	1.8	0.80 l,m	0.65 l	3.34 l	NA	5.9	NA	NA	NA	NA	41.37	8.36	33.01	NA	0.22
S-3	2/21/2008	2,900 j	0.60	<1.0	<1.0	1.2	NA	5.0	NA	NA	NA	NA	41.37	7.35	34.02	NA	0.44

S-4	5/13/1991	<50	<0.5	<0.5	<0.5	<0.5	NA	NA	NA	NA	NA	NA	41.10	7.44	33.66	NA	NA
S-4	8/23/1991	<50	<0.5	<0.5	<0.5	<0.5	NA	NA	NA	NA	NA	NA	41.10	8.32	32.78	NA	NA
S-4	11/7/1991	260	<0.5	<0.5	<0.5	<0.5	NA	NA	NA	NA	NA	NA	41.10	8.32	32.78	NA	NA
S-4	1/28/1992	110c	<0.5	<0.5	<0.5	<0.5	NA	NA	NA	NA	NA	NA	41.10	7.40	33.70	NA	NA
S-4	5/6/1992	54	<0.5	<0.5	<0.5	<0.5	NA	NA	NA	NA	NA	NA	41.10	7.21	33.89	NA	NA
S-4	8/26/1992	67	<0.5	<0.5	<0.5	<0.5	NA	NA	NA	NA	NA	NA	41.10	8.13	32.97	NA	NA
S-4	10/28/1992	<50	<0.5	<0.5	<0.5	<0.5	NA	NA	NA	NA	NA	NA	41.10	8.73	32.37	NA	NA
S-4	1/19/1993	86	1.2	0.7	2.7	15	NA	NA	NA	NA	NA	NA	41.10	5.86	35.24	NA	NA

WELL CONCENTRATIONS
Shell-branded Service Station
999 San Pablo Avenue
Albany, CA

Well ID	Date	TPPH (ug/L)	B (ug/L)	T (ug/L)	E (ug/L)	X (ug/L)	MTBE 8020 (ug/L)	MTBE 8260 (ug/L)	DIPE (ug/L)	ETBE (ug/L)	TAME (ug/L)	TBA (ug/L)	TOC (MSL)	Depth to Water (ft.)	GW Elevation (MSL)	SPH Thickness (ft.)	DO Reading (ppm)
S-4	4/29/1993	<50	<0.5	<0.5	<0.5	<0.5	NA	NA	NA	NA	NA	NA	41.10	7.02	34.08	NA	NA
S-4 (D)	4/29/1993	<50	<0.5	<0.5	<0.5	<0.5	NA	NA	NA	NA	NA	NA	41.10	7.02	34.08	NA	NA
S-4	7/22/1993	<50	<0.5	<0.5	<0.5	<0.5	NA	NA	NA	NA	NA	NA	41.10	7.76	33.34	NA	NA
S-4	10/21/1993	<50	<0.5	<0.5	<0.5	<0.5	NA	NA	NA	NA	NA	NA	41.10	8.53	32.57	NA	NA
S-4	1/4/1994	<50	<0.5	<0.5	<0.5	<0.5	NA	NA	NA	NA	NA	NA	41.10	7.92	33.18	NA	NA
S-4	4/13/1994	NA	NA	NA	NA	NA	NA	NA	NA	NA	NA	NA	41.10	7.71	33.39	NA	NA
S-4	7/25/1994	NA	NA	NA	NA	NA	NA	NA	NA	NA	NA	NA	41.10	7.82	33.28	NA	NA
S-4	10/10/1994	NA	NA	NA	NA	NA	NA	NA	NA	NA	NA	NA	41.10	8.15	32.95	NA	NA
S-4	1/26/1995	<50	<0.5	<0.5	<0.5	<0.5	NA	NA	NA	NA	NA	NA	41.10	5.73	35.37	NA	NA
S-4	4/21/1995	NA	NA	NA	NA	NA	NA	NA	NA	NA	NA	NA	41.10	6.26	34.84	NA	NA
S-4	7/28/1995	NA	NA	NA	NA	NA	NA	NA	NA	NA	NA	NA	41.10	7.80	33.30	NA	NA
S-4	10/31/1995	NA	NA	NA	NA	NA	NA	NA	NA	NA	NA	NA	41.10	8.45	32.65	NA	NA
S-4	1/10/1996	<50	1	2.8	<0.5	2.1	NA	NA	NA	NA	NA	NA	41.10	8.26	32.84	NA	2.8
S-4	4/25/1996	NA	NA	NA	NA	NA	NA	NA	NA	NA	NA	NA	41.10	7.14	33.96	NA	NA
S-4	7/23/1996	<50	<0.5	<0.5	<0.5	<0.5	<2.5	NA	NA	NA	NA	NA	41.10	8.18	32.92	NA	3.8
S-4	12/10/1996	NA	NA	NA	NA	NA	NA	NA	NA	NA	NA	NA	41.10	7.04	34.06	NA	3.9
S-4	2/20/1997	<50	<0.50	<0.50	<0.50	<0.50	6.7	NA	NA	NA	NA	NA	41.10	7.07	34.03	NA	5
S-4	5/22/1997	NA	NA	NA	NA	NA	NA	NA	NA	NA	NA	NA	41.10	6.63	34.47	NA	0.8
S-4	8/22/1997	NA	NA	NA	NA	NA	NA	NA	NA	NA	NA	NA	41.10	7.69	33.41	NA	3.7
S-4	11/3/1997	NA	NA	NA	NA	NA	NA	NA	NA	NA	NA	NA	41.10	8.26	32.84	NA	1.3
S-4	2/20/1998	130	6.9	4.6	5.2	17	2.8	NA	NA	NA	NA	NA	41.10	5.57	35.53	NA	1.8
S-4	5/18/1998	NA	NA	NA	NA	NA	NA	NA	NA	NA	NA	NA	41.10	7.13	33.97	NA	1.4
S-4	8/20/1998	NA	NA	NA	NA	NA	NA	NA	NA	NA	NA	NA	41.10	7.77	33.33	NA	4.0
S-4	11/6/1998	NA	NA	NA	NA	NA	NA	NA	NA	NA	NA	NA	41.10	7.85	33.25	NA	NA
S-4	2/16/1999	<50	<0.50	<0.50	<0.50	<0.50	23	NA	NA	NA	NA	NA	41.10	6.51	34.59	NA	3.6
S-4	5/28/1999	NA	NA	NA	NA	NA	NA	NA	NA	NA	NA	NA	41.10	7.00	34.10	NA	3.2
S-4	8/24/1999	NA	NA	NA	NA	NA	NA	NA	NA	NA	NA	NA	41.10	9.13	31.97	NA	1.9
S-4	11/16/1999	NA	NA	NA	NA	NA	NA	NA	NA	NA	NA	NA	41.10	7.79	33.31	NA	1.7

WELL CONCENTRATIONS
Shell-branded Service Station
999 San Pablo Avenue
Albany, CA

Well ID	Date	TPPH (ug/L)	B (ug/L)	T (ug/L)	E (ug/L)	X (ug/L)	MTBE 8020 (ug/L)	MTBE 8260 (ug/L)	DIPE (ug/L)	ETBE (ug/L)	TAME (ug/L)	TBA (ug/L)	TOC (MSL)	Depth to Water (ft.)	GW Elevation (MSL)	SPH Thickness (ft.)	DO Reading (ppm)
S-4	2/2/2000	<50.0	<0.500	<0.500	<0.500	<0.500	<5.00	NA	NA	NA	NA	NA	41.10	7.19	33.91	NA	1.9
S-4	5/9/2000	NA	NA	NA	NA	NA	NA	NA	NA	NA	NA	NA	41.10	7.51	33.59	NA	1.8
S-4	8/3/2000	NA	NA	NA	NA	NA	NA	NA	NA	NA	NA	NA	41.10	7.83	33.27	NA	1.9
S-4	11/15/2000	NA	NA	NA	NA	NA	NA	NA	NA	NA	NA	NA	41.10	7.69	33.41	NA	1.5
S-4	2/14/2001	<50.0	<0.500	<0.500	<0.500	<0.500	<2.50	NA	NA	NA	NA	NA	41.10	6.20	34.90	NA	1.6
S-4	5/31/2001	NA	NA	NA	NA	NA	NA	NA	NA	NA	NA	NA	41.10	6.56	34.54	NA	1.6
S-4	8/15/2001	NA	NA	NA	NA	NA	NA	NA	NA	NA	NA	NA	41.10	7.90	33.20	NA	0.6
S-4	12/31/2001	NA	NA	NA	NA	NA	NA	NA	NA	NA	NA	NA	41.10	5.62	35.48	NA	2.7
S-4	2/6/2002	<50	<0.50	<0.50	<0.50	<0.50	NA	<5.0	NA	NA	NA	NA	41.10	7.29	33.81	NA	0.2
S-4	6/4/2002	NA	NA	NA	NA	NA	NA	NA	NA	NA	NA	NA	41.10	7.45	33.65	NA	0.6
S-4	7/25/2002	NA	NA	NA	NA	NA	NA	NA	NA	NA	NA	NA	41.04	7.39	33.65	NA	0.8
S-4	11/27/2002	NA	NA	NA	NA	NA	NA	NA	NA	NA	NA	NA	41.04	7.60	33.44	NA	NA
S-4	1/30/2003	<50	<0.50	<0.50	<0.50	<0.50	NA	<5.0	NA	NA	NA	NA	41.04	8.45	32.59	NA	NA
S-4	6/3/2003	NA	NA	NA	NA	NA	NA	NA	NA	NA	NA	NA	41.04	6.82	34.22	NA	NA
S-4	8/8/2003	NA	NA	NA	NA	NA	NA	NA	NA	NA	NA	NA	41.04	7.36	33.68	NA	NA
S-4	11/13/2003	NA	NA	NA	NA	NA	NA	NA	NA	NA	NA	NA	41.04	7.56	33.48	NA	NA
S-4	2/4/2004	<50	<0.50	<0.50	<0.50	<1.0	NA	<0.50	NA	NA	NA	NA	41.04	6.47	34.57	NA	NA
S-4	5/12/2004	NA	NA	NA	NA	NA	NA	NA	NA	NA	NA	NA	41.04	7.10	33.94	NA	NA
S-4	8/23/2004	NA	NA	NA	NA	NA	NA	NA	NA	NA	NA	NA	41.04	7.60	33.44	NA	NA
S-4	12/1/2004	NA	NA	NA	NA	NA	NA	NA	NA	NA	NA	NA	41.04	7.23	33.81	NA	NA
S-4	2/7/2005	<50	<0.50	<0.50	<0.50	<1.0	NA	<0.50	NA	NA	NA	NA	41.04	6.12	34.92	NA	NA
S-4	5/2/2005	NA	NA	NA	NA	NA	NA	NA	NA	NA	NA	NA	41.04	6.50	34.54	NA	NA
S-4	8/4/2005	NA	NA	NA	NA	NA	NA	NA	NA	NA	NA	NA	41.04	7.13	33.91	NA	NA
S-4	11/16/2005	NA	NA	NA	NA	NA	NA	NA	NA	NA	NA	NA	41.04	7.43	33.61	NA	NA
S-4	3/2/2006	<50	<0.50	<0.50	<0.50	<0.50	NA	<0.50	NA	NA	NA	NA	41.04	6.05	34.99	NA	NA
S-4	5/31/2006	NA	NA	NA	NA	NA	NA	NA	NA	NA	NA	NA	41.04	6.64	34.40	NA	NA
S-4	8/29/2006	NA	NA	NA	NA	NA	NA	NA	NA	NA	NA	NA	41.04	7.25	33.79	NA	NA
S-4	12/6/2006	NA	NA	NA	NA	NA	NA	NA	NA	NA	NA	NA	41.04	7.39	33.65	NA	NA

WELL CONCENTRATIONS
Shell-branded Service Station
999 San Pablo Avenue
Albany, CA

Well ID	Date	TPPH (ug/L)	B (ug/L)	T (ug/L)	E (ug/L)	X (ug/L)	MTBE 8020 (ug/L)	MTBE 8260 (ug/L)	DIPE (ug/L)	ETBE (ug/L)	TAME (ug/L)	TBA (ug/L)	TOC (MSL)	Depth to Water (ft.)	GW Elevation (MSL)	SPH Thickness (ft.)	DO Reading (ppm)
---------	------	----------------	-------------	-------------	-------------	-------------	------------------------	------------------------	----------------	----------------	----------------	---------------	--------------	----------------------------	--------------------------	---------------------------	------------------------

S-4	1/30/2007	<50	<0.50	<0.50	<0.50	<1.0	NA	<0.50	NA	NA	NA	NA	41.04	7.24	33.80	NA	NA
S-4	5/15/2007	NA	NA	NA	NA	NA	NA	NA	NA	NA	NA	NA	41.04	6.60	34.44	NA	NA
S-4	8/29/2007	NA	NA	NA	NA	NA	NA	NA	NA	NA	NA	NA	41.04	7.42	33.62	NA	NA
S-4	11/29/2007	NA	NA	NA	NA	NA	NA	NA	NA	NA	NA	NA	41.04	7.22	33.82	NA	NA
S-4	2/21/2008	<50 j	<0.50	<1.0	<1.0	<1.0	NA	<1.0	NA	NA	NA	NA	41.04	6.20	34.84	NA	NA

S-5	5/13/1991	NA	NA	NA	NA	NA	NA	NA	NA	NA	NA	NA	39.99	14.60	30.57	6.48	NA
S-5	8/23/1991	NA	NA	NA	NA	NA	NA	NA	NA	NA	NA	NA	39.99	15.14	29.25	5.50	NA
S-5	11/7/1991	NA	NA	NA	NA	NA	NA	NA	NA	NA	NA	NA	39.99	15.10	29.17	5.35	NA
S-5	1/28/1992	NA	NA	NA	NA	NA	NA	NA	NA	NA	NA	NA	39.99	14.05	29.86	4.90	NA
S-5	5/6/1992	NA	NA	NA	NA	NA	NA	NA	NA	NA	NA	NA	39.99	14.31	30.21	5.66	NA
S-5	8/26/1992	NA	NA	NA	NA	NA	NA	NA	NA	NA	NA	NA	39.99	14.26	28.77	3.80	NA
S-5	10/28/1992	NA	NA	NA	NA	NA	NA	NA	NA	NA	NA	NA	39.99	14.22	28.82	3.81	NA
S-5	1/19/1993	NA	NA	NA	NA	NA	NA	NA	NA	NA	NA	NA	39.99	12.36	30.80	3.96	NA
S-5	4/29/1993	NA	NA	NA	NA	NA	NA	NA	NA	NA	NA	NA	39.99	9.64	31.07	0.90	NA
S-5	7/22/1993	NA	NA	NA	NA	NA	NA	NA	NA	NA	NA	NA	39.99	9.55	31.16	0.90	NA
S-5	10/21/1993	NA	NA	NA	NA	NA	NA	NA	NA	NA	NA	NA	39.99	11.23	29.34	0.73	NA
S-5	1/4/1994	NA	NA	NA	NA	NA	NA	NA	NA	NA	NA	NA	39.99	11.69	29.82	1.90	NA
S-5	4/13/1994	NA	NA	NA	NA	NA	NA	NA	NA	NA	NA	NA	39.99	11.42	29.87	1.62	NA
S-5	7/25/1994	NA	NA	NA	NA	NA	NA	NA	NA	NA	NA	NA	39.99	12.01	29.41	1.79	NA
S-5	10/10/1994	NA	NA	NA	NA	NA	NA	NA	NA	NA	NA	NA	39.99	12.05	29.38	1.80	NA
S-5	1/26/1995	NA	NA	NA	NA	NA	NA	NA	NA	NA	NA	NA	39.99	8.42	32.95	1.72	NA
S-5	4/21/1995	NA	NA	NA	NA	NA	NA	NA	NA	NA	NA	NA	39.99	10.03	30.90	1.17	NA
S-5	7/28/1995	NA	NA	NA	NA	NA	NA	NA	NA	NA	NA	NA	39.99	11.42	30.07	1.87	NA
S-5	10/31/1995	NA	NA	NA	NA	NA	NA	NA	NA	NA	NA	NA	39.99	13.21	27.21	0.54	NA
S-5	1/10/1996	NA	NA	NA	NA	NA	NA	NA	NA	NA	NA	NA	39.99	12.05	28.04	0.13	NA
S-5	4/25/1996	NA	NA	NA	NA	NA	NA	NA	NA	NA	NA	NA	39.99	9.68	30.33	0.03	NA
S-5	7/23/1996	NA	NA	NA	NA	NA	NA	NA	NA	NA	NA	NA	39.99	9.82	30.20	0.04	NA

WELL CONCENTRATIONS
Shell-branded Service Station
999 San Pablo Avenue
Albany, CA

Well ID	Date	TPPH (ug/L)	B (ug/L)	T (ug/L)	E (ug/L)	X (ug/L)	MTBE 8020 (ug/L)	MTBE 8260 (ug/L)	DIPE (ug/L)	ETBE (ug/L)	TAME (ug/L)	TBA (ug/L)	TOC (MSL)	Depth to Water (ft.)	GW Elevation (MSL)	SPH Thickness (ft.)	DO Reading (ppm)
S-5	12/10/1996	270,000	8,800	29,000	5,200	37,000	<2,500	NA	NA	NA	NA	NA	39.99	9.10	30.91	0.03	NA
S-5 (D)	12/10/1996	400,000	9,200	32,000	7,200	50,000	<2,500	NA	NA	NA	NA	NA	39.99	9.10	30.91	0.03	NA
S-5	2/20/1997	88,000	2,000	11,000	1,600	19,000	<500	NA	NA	NA	NA	NA	39.99	8.93	31.06	NA	5
S-5	5/22/1997	NA	NA	NA	NA	NA	NA	NA	NA	NA	NA	NA	39.99	10.07	29.94	0.02	NA
S-5	8/22/1997	NA	NA	NA	NA	NA	NA	NA	NA	NA	NA	NA	39.99	10.24	29.77	0.02	NA
S-5	11/3/1997	NA	NA	NA	NA	NA	NA	NA	NA	NA	NA	NA	39.99	10.91	29.10	0.02	NA
S-5	2/20/1998	NA	NA	NA	NA	NA	NA	NA	NA	NA	NA	NA	39.99	7.81	32.20	0.03	NA
S-5	5/18/1998	NA	NA	NA	NA	NA	NA	NA	NA	NA	NA	NA	39.99	9.64	30.37	0.02	NA
S-5	5/31/2001	NA	NA	NA	NA	NA	NA	NA	NA	NA	NA	NA	39.99	10.13	29.86	NA	NA

S-6	5/13/1991	13,000	600	140	210	310	NA	NA	NA	NA	NA	NA	40.12	7.82	32.30	NA	NA
S-6	8/23/1991	9,800	480	80	120	150	NA	NA	NA	NA	NA	NA	40.12	9.58	30.54	NA	NA
S-6	11/7/1991	6,200	240	23	25	27	NA	NA	NA	NA	NA	NA	40.12	10.86	29.26	NA	NA
S-6	1/28/1992	5,600	250	15	41	36	NA	NA	NA	NA	NA	NA	40.12	8.97	31.15	NA	NA
S-6	5/6/1992	7,100	330	29	110	210	NA	NA	NA	NA	NA	NA	40.12	8.27	31.85	NA	NA
S-6	8/26/1992	13,000	240	<50	56	780	NA	NA	NA	NA	NA	NA	40.12	9.57	31.55	NA	NA
S-6	10/28/1992	10,000	470	210	67	170	NA	NA	NA	NA	NA	NA	40.12	8.90	32.22	NA	NA
S-6	1/19/1993	4,800	100	26	27	45	NA	NA	NA	NA	NA	NA	40.12	4.84	35.28	NA	NA
S-6	4/29/1993	7,000	430	20	<12.5	42	NA	NA	NA	NA	NA	NA	40.12	5.61	34.51	NA	NA
S-6	7/22/1993	5,800	260	120	65	150	NA	NA	NA	NA	NA	NA	40.12	6.56	33.56	NA	NA
S-6	10/21/1993	5,500	270	69	120	140	NA	NA	NA	NA	NA	NA	40.12	8.73	31.39	NA	NA
S-6	1/4/1994	7,100	180	58	63	62	NA	NA	NA	NA	NA	NA	40.12	7.14	32.98	NA	NA
S-6	4/13/1994	NA	NA	NA	NA	NA	NA	NA	NA	NA	NA	NA	40.12	7.21	32.91	NA	NA
S-6	7/25/1994	12,000	190	52	30	39	NA	NA	NA	NA	NA	NA	40.12	6.85	33.27	NA	NA
S-6 (D)	7/25/1994	7,200	170	32	31	34	NA	NA	NA	NA	NA	NA	40.12	6.85	33.27	NA	NA
S-6	10/10/1994	NA	NA	NA	NA	NA	NA	NA	NA	NA	NA	NA	40.12	6.20	33.92	NA	NA
S-6	1/26/1995	5,800	120	23	24	44	NA	NA	NA	NA	NA	NA	40.12	4.89	35.23	NA	NA
S-6	4/21/1995	NA	NA	NA	NA	NA	NA	NA	NA	NA	NA	NA	40.12	5.61	34.51	NA	NA

WELL CONCENTRATIONS
Shell-branded Service Station
999 San Pablo Avenue
Albany, CA

Well ID	Date	TPPH (ug/L)	B (ug/L)	T (ug/L)	E (ug/L)	X (ug/L)	MTBE 8020 (ug/L)	MTBE 8260 (ug/L)	DIPE (ug/L)	ETBE (ug/L)	TAME (ug/L)	TBA (ug/L)	TOC (MSL)	Depth to Water (ft.)	GW Elevation (MSL)	SPH Thickness (ft.)	DO Reading (ppm)
S-6	7/28/1995	4,400	210	23	34	60	NA	NA	NA	NA	NA	NA	40.12	5.30	34.82	NA	3
S-6 (D)	7/28/1995	6,100	230	20	38	59	NA	NA	NA	NA	NA	NA	40.12	5.30	34.82	NA	3
S-6	10/31/1995	NA	NA	NA	NA	NA	NA	NA	NA	NA	NA	NA	40.12	4.98	35.14	NA	NA
S-6	1/10/1996	6,800	170	87	35	105	NA	NA	NA	NA	NA	NA	40.12	5.67	34.45	NA	2.2
S-6 (D)	1/10/1996	7,800	230	120	50	210	NA	NA	NA	NA	NA	NA	40.12	5.67	34.45	NA	2.2
S-6	4/25/1996	NA	NA	NA	NA	NA	NA	NA	NA	NA	NA	NA	40.12	5.23	34.89	NA	NA
S-6	7/23/1996	2,600	170	<0.5	<0.5	8.5	<25	NA	NA	NA	NA	NA	40.12	5.40	34.72	NA	1.4
S-6	12/10/1996	NA	NA	NA	NA	NA	NA	NA	NA	NA	NA	NA	40.12	6.68	33.44	NA	0.7
S-6	2/20/1997	6,300	160	7.7	14	31	77	NA	NA	NA	NA	NA	40.12	5.70	34.42	NA	2
S-6	5/22/1997	NA	NA	NA	NA	NA	NA	NA	NA	NA	NA	NA	40.12	5.49	34.63	NA	0.9
S-6	8/22/1997	6,200	160	26	15	27	49	NA	NA	NA	NA	NA	40.12	5.71	34.41	NA	2.8
S-6	11/3/1997	NA	NA	NA	NA	NA	NA	NA	NA	NA	NA	NA	40.12	6.15	33.97	NA	1.4
S-6	2/20/1998	4,100	150	<10	<10	15	55	NA	NA	NA	NA	NA	40.12	5.25	34.87	NA	0.4
S-6	5/18/1998	NA	NA	NA	NA	NA	NA	NA	NA	NA	NA	NA	40.12	5.69	34.43	NA	0.4
S-6	8/20/1998	7,800	240	38	16	39	110	NA	NA	NA	NA	NA	40.12	6.04	34.08	NA	1.5
S-6 (D) b	8/20/1998	8,400	270	30	19	31	130	NA	NA	NA	NA	NA	40.12	6.04	34.08	NA	1.5
S-6	11/6/1998	NA	NA	NA	NA	NA	NA	NA	NA	NA	NA	NA	40.12	6.10	34.02	NA	NA
S-6	2/16/1999	6,000	190	19	14	20	<2.5	NA	NA	NA	NA	NA	40.12	5.84	34.28	NA	1.7
S-6	5/28/1999	NA	NA	NA	NA	NA	NA	NA	NA	NA	NA	NA	40.12	9.51	30.61	NA	1.9
S-6	8/24/1999	6,870	193	32.1	18.8	36.4	<25.0	NA	NA	NA	NA	NA	40.12	8.29	31.83	NA	2.7
S-6	11/16/1999	NA	NA	NA	NA	NA	NA	NA	NA	NA	NA	NA	40.12	5.93	34.19	NA	2.6
S-6	2/2/2000	2,310	164	122	28.6	133	63.1	NA	NA	NA	NA	NA	40.12	5.33	34.79	NA	2.6
S-6	5/9/2000	NA	NA	NA	NA	NA	NA	NA	NA	NA	NA	NA	40.12	6.41	33.71	NA	2.4
S-6	8/3/2000	5,600	188	27.4	<10.0	25.2	174	NA	NA	NA	NA	NA	40.12	5.84	34.28	NA	2.7
S-6	11/15/2000	NA	NA	NA	NA	NA	NA	NA	NA	NA	NA	NA	40.12	5.58	34.54	NA	2.3
S-6	2/14/2001	6,140	126	13.2	8.01	18.0	205	NA	NA	NA	NA	NA	40.12	5.50	34.62	NA	1.3
S-6	5/31/2001	NA	NA	NA	NA	NA	NA	NA	NA	NA	NA	NA	40.12	5.52	34.60	NA	1.2
S-6	8/15/2001	6,000	160	9.1	5.8	24	NA	51	NA	NA	NA	NA	40.12	6.04	34.08	NA	0.4

WELL CONCENTRATIONS
Shell-branded Service Station
999 San Pablo Avenue
Albany, CA

Well ID	Date	TPPH (ug/L)	B (ug/L)	T (ug/L)	E (ug/L)	X (ug/L)	MTBE 8020 (ug/L)	MTBE 8260 (ug/L)	DIPE (ug/L)	ETBE (ug/L)	TAME (ug/L)	TBA (ug/L)	TOC (MSL)	Depth to Water (ft.)	GW Elevation (MSL)	SPH Thickness (ft.)	DO Reading (ppm)
S-6	12/31/2001	6,900	120	12	6.6	24	NA	44	NA	NA	NA	NA	40.12	5.52	34.60	NA	0.4
S-6	2/6/2002	4,300	110	7.3	4.8	18	NA	39	NA	NA	NA	NA	40.12	6.34	33.78	NA	0.5
S-6	6/4/2002	4,300	140	8.4	4.9	22	NA	26	NA	NA	NA	NA	40.12	6.19	33.93	NA	0.4
S-6	7/25/2002	3,900	140	9.0	5.5	23	NA	31	NA	NA	NA	NA	39.92	6.05	33.87	NA	0.7
S-6	11/27/2002	5,200	160	9.6	4.9	24	NA	26	NA	NA	NA	NA	39.92	6.26	33.66	NA	NA
S-6	1/30/2003	4,700	200	9.6	5.5	25	NA	30	NA	NA	NA	NA	39.92	5.73	34.19	NA	NA
S-6	6/3/2003	3,900	160	10	<10	25	NA	30	NA	NA	NA	NA	39.92	5.52	34.40	NA	NA
S-6	8/8/2003	2,900	150	8.8	3.6	18	NA	18	NA	NA	NA	NA	39.92	6.14	33.78	NA	NA
S-6	11/13/2003	8,300	220	19	11	35	NA	28	NA	NA	NA	NA	39.92	5.85	34.07	NA	NA
S-6	2/4/2004	7,400	310	17	10	31	NA	30	NA	NA	NA	NA	39.92	5.51	34.41	NA	NA
S-6	5/12/2004	4,000	230	10	5.5	24	NA	21	NA	NA	NA	NA	39.92	6.10	33.82	NA	NA
S-6	8/23/2004	6,000	260	16	9.0	32	NA	19	NA	NA	NA	NA	39.92	6.38	33.54	NA	NA
S-6	12/1/2004	9,600	280	23	11	47	NA	24	NA	NA	NA	NA	39.92	6.41	33.51	NA	NA
S-6	2/7/2005	7,100	300	14	8.4	35	NA	21	NA	NA	NA	NA	39.92	5.94	33.98	NA	NA
S-6	5/2/2005	6,100	250	12	8.1	30	NA	16	NA	NA	NA	NA	39.92	5.90	34.02	NA	NA
S-6	8/4/2005	5,200	180	13	8.0	31	NA	15	NA	NA	NA	NA	39.92	6.67	33.25	NA	NA
S-6	11/16/2005	9,950	147	15.3	9.82	32.3	NA	10.8	NA	NA	NA	NA	39.92	6.64	33.28	NA	NA
S-6	3/2/2006	2,400	72	9.2	7.0	21	NA	6.4	NA	NA	NA	NA	39.92	5.92	34.00	NA	NA
S-6	5/31/2006	9,460	182	13.6	8.80	33.5	NA	11.4 i	NA	NA	NA	NA	39.92	6.28	33.64	NA	NA
S-6	8/29/2006	8,840	108	26.6	12.4	37.7	NA	10.1	NA	NA	NA	NA	39.92	7.19	32.73	NA	NA
S-6	12/6/2006	4,900	130	17	8.2	35	NA	9.4	NA	NA	NA	NA	39.92	7.06	32.86	NA	NA
S-6	1/30/2007	4,500	100	22	12	38	NA	8.1	NA	NA	NA	NA	39.92	6.94	32.98	NA	NA
S-6	5/15/2007	6,900 j	120	9.2	6.7	27.6	NA	6.4	NA	NA	NA	NA	39.92	6.30	33.62	NA	NA
S-6	8/29/2007	9,300 j	110	30	14	52	NA	6.4	5.3 l	<10	<10	<50	39.92	7.27	32.65	NA	NA
S-6	11/29/2007	4,300 j	110	19 m	14	53	NA	8.7	NA	NA	NA	NA	39.92	6.87	33.05	NA	NA
S-6	2/21/2008	5,600 j	110	8.6	5.0	28.3	NA	6.4	NA	NA	NA	NA	39.92	5.75	34.17	NA	NA
S-7	5/13/1991	<50	<0.5	<0.5	<0.5	<0.5	NA	NA	NA	NA	NA	NA	40.10	10.56	29.54	NA	NA

WELL CONCENTRATIONS
Shell-branded Service Station
999 San Pablo Avenue
Albany, CA

Well ID	Date	TPPH (ug/L)	B (ug/L)	T (ug/L)	E (ug/L)	X (ug/L)	MTBE 8020 (ug/L)	MTBE 8260 (ug/L)	DIPE (ug/L)	ETBE (ug/L)	TAME (ug/L)	TBA (ug/L)	TOC (MSL)	Depth to Water (ft.)	GW Elevation (MSL)	SPH Thickness (ft.)	DO Reading (ppm)
S-7	8/23/1991	<50	<0.5	<0.5	<0.5	<0.5	NA	NA	NA	NA	NA	NA	40.10	11.16	28.94	NA	NA
S-7	11/7/1991	<50	<0.5	<0.5	<0.5	<0.5	NA	NA	NA	NA	NA	NA	40.10	11.48	28.62	NA	NA
S-7	1/28/1992	<50	<0.5	<0.5	<0.5	<0.5	NA	NA	NA	NA	NA	NA	40.10	10.72	29.38	NA	NA
S-7	5/6/1992	<50	<0.5	<0.5	<0.5	<0.5	NA	NA	NA	NA	NA	NA	40.10	10.34	29.76	NA	NA
S-7	8/26/1992	160	<0.5	<0.5	<0.5	<0.5	NA	NA	NA	NA	NA	NA	40.10	11.13	28.97	NA	NA
S-7	10/28/1992	<50	<0.5	<0.5	<0.5	<0.5	NA	NA	NA	NA	NA	NA	40.10	11.52	28.58	NA	NA
S-7	1/19/1993	50	1.1	0.6	1.9	9.2	NA	NA	NA	NA	NA	NA	40.10	8.68	31.42	NA	NA
S-7	4/29/1993	<50	<0.5	<0.5	<0.5	<0.5	NA	NA	NA	NA	NA	NA	40.10	9.90	30.20	NA	NA
S-7	7/22/1993	Well inaccessible		NA	NA	NA	NA	NA	NA	NA	NA	NA	40.10	NA	NA	NA	NA
S-7	10/21/1993	<50	<0.5	<0.5	<0.5	<0.5	NA	NA	NA	NA	NA	NA	40.10	11.10	29.00	NA	NA
S-7	1/4/1994	<50	<0.5	<0.5	<0.5	<0.5	NA	NA	NA	NA	NA	NA	40.10	10.40	29.70	NA	NA
S-7	4/13/1994	<50	1.4	0.61	<0.5	0.64	NA	NA	NA	NA	NA	NA	40.10	10.20	29.90	NA	NA
S-7 (D)	4/13/1994	<50	1.4	0.61	<0.5	0.66	NA	NA	NA	NA	NA	NA	40.10	10.20	29.90	NA	NA
S-7	7/25/1994	<50	<0.5	<0.5	<0.5	<0.5	NA	NA	NA	NA	NA	NA	40.10	10.48	29.62	NA	NA
S-7 a	10/10/1994	<50	<0.5	<0.5	<0.5	<0.5	NA	NA	NA	NA	NA	NA	40.10	10.64	29.46	NA	NA
S-7	1/26/1995	<50	<0.5	<0.5	<0.5	<0.5	NA	NA	NA	NA	NA	NA	40.10	7.75	32.35	NA	4.6
S-7	4/21/1995	<50	<0.5	<0.5	<0.5	<0.5	NA	NA	NA	NA	NA	NA	40.10	8.51	31.59	NA	NA
S-7	7/28/1995	<50	<0.5	<0.5	<0.5	<0.5	NA	NA	NA	NA	NA	NA	40.10	10.20	29.90	NA	3
S-7	10/31/1995	<50	<0.5	<0.5	<0.5	<0.5	NA	NA	NA	NA	NA	NA	40.10	10.86	29.24	NA	4.9
S-7	1/10/1996	<50	<0.5	2	<0.5	2.6	NA	NA	NA	NA	NA	NA	40.10	10.33	29.77	NA	7.6
S-7	4/25/1996	<50	<0.5	<0.5	<0.5	<0.5	<2.5	NA	NA	NA	NA	NA	40.10	9.13	30.97	NA	6.2
S-7	7/23/1996	<50	<0.5	<0.5	<0.5	<0.5	14	NA	NA	NA	NA	NA	40.10	10.18	29.92	NA	3.7
S-7	12/10/1996	<50	<0.5	<0.5	<0.5	<0.5	<2.5	NA	NA	NA	NA	NA	40.10	9.04	31.06	NA	4.6
S-7	2/20/1997	<50	<0.50	<0.50	<0.50	<0.50	<2.5	NA	NA	NA	NA	NA	40.10	9.60	30.50	NA	5
S-7	5/22/1997	<50	1.3	<0.50	<0.50	<0.50	5.5	NA	NA	NA	NA	NA	40.10	10.63	29.47	NA	0.8
S-7	8/22/1997	<50	<0.50	<0.50	<0.50	<0.50	<2.5	NA	NA	NA	NA	NA	40.10	10.95	29.15	NA	2.6
S-7	11/3/1997	<50	2.2	1.7	0.58	3.4	<2.5	NA	NA	NA	NA	NA	40.10	11.29	28.81	NA	2.6
S-7	2/20/1998	350	23	13	14	42	3.8	NA	NA	NA	NA	NA	40.10	7.73	32.37	NA	4.6

WELL CONCENTRATIONS
Shell-branded Service Station
999 San Pablo Avenue
Albany, CA

Well ID	Date	TPPH (ug/L)	B (ug/L)	T (ug/L)	E (ug/L)	X (ug/L)	MTBE 8020 (ug/L)	MTBE 8260 (ug/L)	DIPE (ug/L)	ETBE (ug/L)	TAME (ug/L)	TBA (ug/L)	TOC (MSL)	Depth to Water (ft.)	GW Elevation (MSL)	SPH Thickness (ft.)	DO Reading (ppm)
S-7	5/18/1998	<50	<0.50	<0.50	<0.50	<0.50	<2.5	NA	NA	NA	NA	NA	40.10	10.29	29.81	NA	4.4
S-7	8/20/1998	Well inaccessible		NA	NA	NA	NA	NA	NA	NA	NA	NA	40.10	11.00	29.10	NA	5.4
S-7	11/6/1998	<50	<0.50	<0.50	<0.50	<0.50	<2.5	NA	NA	NA	NA	NA	40.10	11.19	28.91	NA	5.2
S-7	2/16/1999	Well inaccessible		NA	NA	NA	NA	NA	NA	NA	NA	NA	40.10	NA	NA	NA	NA
S-7	5/28/1999	<50.0	<0.500	<0.500	<0.500	<0.500	<5.00	NA	NA	NA	NA	NA	40.10	9.76	30.34	NA	2.7
S-7	8/24/1999	<50.0	<0.500	<0.500	<0.500	<0.500	<2.50	NA	NA	NA	NA	NA	40.10	10.61	29.49	NA	2.1
S-7	11/16/1999	<50.0	<0.500	<0.500	<0.500	<0.500	3.68	NA	NA	NA	NA	NA	40.10	10.90	29.20	NA	2.3
S-7	2/2/2000	<50.0	<0.500	<0.500	<0.500	<0.500	<5.00	NA	NA	NA	NA	NA	40.10	10.30	29.80	NA	2.1
S-7	5/9/2000	<50.0	<0.500	<0.500	<0.500	<0.500	<2.50	NA	NA	NA	NA	NA	40.10	10.25	29.85	NA	2.7
S-7	8/3/2000	<50.0	<0.500	<0.500	<0.500	<0.500	<2.50	NA	NA	NA	NA	NA	40.10	10.65	29.45	NA	2.5
S-7	11/15/2000	<50.0	<0.500	<0.500	<0.500	<0.500	<2.50	NA	NA	NA	NA	NA	40.10	10.53	29.57	NA	4.6
S-7	2/14/2001	Well inaccessible		NA	NA	NA	NA	NA	NA	NA	NA	NA	40.10	NA	NA	NA	NA
S-7	5/31/2001	<50	<0.50	<0.50	<0.50	0.77	NA	4.6	NA	NA	NA	NA	40.10	9.46	30.64	NA	2.1
S-7	8/15/2001	<50	<0.50	<0.50	<0.50	<0.50	NA	<5.0	NA	NA	NA	NA	40.10	10.93	29.17	NA	2.0
S-7	12/31/2001	<50	<0.50	<0.50	<0.50	<0.50	NA	6.0	NA	NA	NA	NA	40.10	9.14	30.96	NA	3.0
S-7	2/6/2002	<50	<0.50	<0.50	<0.50	<0.50	NA	<5.0	NA	NA	NA	NA	40.10	8.61	31.49	NA	3.2
S-7	6/4/2002	<50	<0.50	<0.50	<0.50	<0.50	NA	<5.0	NA	NA	NA	NA	40.10	10.41	29.69	NA	0.9
S-7	7/25/2002	<50	<0.50	<0.50	<0.50	<0.50	NA	<5.0	NA	NA	NA	NA	39.91	10.37	29.54	NA	1.1
S-7	11/27/2002	<50	<0.50	<0.50	<0.50	<0.50	NA	<5.0	NA	NA	NA	NA	39.91	10.52	29.39	NA	NA
S-7	1/30/2003	<50	<0.50	<0.50	<0.50	<0.50	NA	<5.0	NA	NA	NA	NA	39.91	9.38	30.53	NA	NA
S-7	6/3/2003	<50	<0.50	<0.50	<0.50	<1.0	NA	0.72	NA	NA	NA	NA	39.91	10.18	29.73	NA	NA
S-7	8/8/2003	<50	<0.50	<0.50	<0.50	<1.0	NA	<0.50	NA	NA	NA	NA	39.91	10.43	29.48	NA	NA
S-7	11/13/2003	<50	<0.50	<0.50	<0.50	<1.0	NA	<0.50	NA	NA	NA	NA	39.91	10.39	29.52	NA	NA
S-7	2/4/2004	<50	<0.50	<0.50	<0.50	<1.0	NA	<0.50	NA	NA	NA	NA	39.91	9.17	30.74	NA	NA
S-7	5/12/2004	<50	<0.50	<0.50	<0.50	<1.0	NA	<0.50	NA	NA	NA	NA	39.91	10.20	29.71	NA	NA
S-7	8/23/2004	<50	<0.50	<0.50	<0.50	<1.0	NA	<0.50	NA	NA	NA	NA	39.72 f	10.53	29.19	NA	NA
S-7	12/1/2004	<50	<0.50	<0.50	<0.50	<1.0	NA	<0.50	NA	NA	NA	NA	39.72	10.36	29.36	NA	NA
S-7	2/7/2005	<50	<0.50	<0.50	<0.50	<1.0	NA	<0.50	NA	NA	NA	NA	39.72	8.78	30.94	NA	NA

WELL CONCENTRATIONS
Shell-branded Service Station
999 San Pablo Avenue
Albany, CA

Well ID	Date	TPPH (ug/L)	B (ug/L)	T (ug/L)	E (ug/L)	X (ug/L)	MTBE 8020 (ug/L)	MTBE 8260 (ug/L)	DIPE (ug/L)	ETBE (ug/L)	TAME (ug/L)	TBA (ug/L)	TOC (MSL)	Depth to Water (ft.)	GW Elevation (MSL)	SPH Thickness (ft.)	DO Reading (ppm)
---------	------	----------------	-------------	-------------	-------------	-------------	------------------------	------------------------	----------------	----------------	----------------	---------------	--------------	----------------------------	--------------------------	---------------------------	------------------------

S-7	5/2/2005	<50	<0.50	<0.50	<0.50	<1.0	NA	<0.50	NA	NA	NA	NA	39.72	9.46	30.26	NA	NA
S-7	8/4/2005	Well paved over		NA	NA	NA	NA	NA	NA	NA	NA	NA	NA	NA	NA	NA	NA
S-7	11/16/2005	Well paved over		NA	NA	NA	NA	NA	NA	NA	NA	NA	NA	NA	NA	NA	NA
S-7	3/2/2006	Well paved over		NA	NA	NA	NA	NA	NA	NA	NA	NA	NA	NA	NA	NA	NA
S-7	5/31/2006	Well paved over		NA	NA	NA	NA	NA	NA	NA	NA	NA	NA	NA	NA	NA	NA
S-7	8/29/2006	Well paved over		NA	NA	NA	NA	NA	NA	NA	NA	NA	NA	NA	NA	NA	NA
S-7	12/6/2006	Well paved over		NA	NA	NA	NA	NA	NA	NA	NA	NA	NA	NA	NA	NA	NA
S-7	1/30/2007	Well paved over		NA	NA	NA	NA	NA	NA	NA	NA	NA	NA	NA	NA	NA	NA
S-7	5/15/2007	Well paved over		NA	NA	NA	NA	NA	NA	NA	NA	NA	NA	NA	NA	NA	NA
S-7	8/29/2007	Well paved over		NA	NA	NA	NA	NA	NA	NA	NA	NA	NA	NA	NA	NA	NA
S-7	11/29/2007	Well paved over		NA	NA	NA	NA	NA	NA	NA	NA	NA	NA	NA	NA	NA	NA
S-7	2/21/2008	Well paved over		NA	NA	NA	NA	NA	NA	NA	NA	NA	NA	NA	NA	NA	NA

S-8	5/10/2004	NA	NA	NA	NA	NA	NA	NA	NA	NA	NA	NA	40.52	10.85	29.67	NA	NA
S-8	5/12/2004	<1,300	<13	<13	<13	<25	NA	2,500	NA	NA	NA	NA	40.52	10.95	29.57	NA	NA
S-8	8/23/2004	1,300	15	<13	<13	<25	NA	2,500	<50	<50	<50	570	40.52	11.40	29.12	NA	NA
S-8	12/1/2004	1,400 h	<13	<13	<13	<25	NA	2,700	NA	NA	NA	NA	40.52	11.10	29.42	NA	NA
S-8	2/7/2005	6,400	240	27	290	100	NA	370	NA	NA	NA	NA	40.52	10.22	30.30	NA	NA
S-8	5/2/2005	6,300	160	25	200	74	NA	190	NA	NA	NA	NA	40.52	10.05	30.47	NA	NA
S-8	8/4/2005	2,500	130	7.5	<6.0	14	NA	290	<8.0	<8.0	<8.0	92	40.52	10.88	29.64	NA	NA
S-8	11/16/2005	27,700	43.2	4.36	637	1,200	NA	638	NA	NA	NA	NA	40.52	11.28	29.24	NA	NA
S-8	3/2/2006	9,900	160	13	490	530	NA	110	NA	NA	NA	NA	40.52	8.85	31.67	NA	NA
S-8	5/31/2006	14,300	270	53.1	283	246	NA	102 i	NA	NA	NA	NA	40.52	10.34	30.18	NA	NA
S-8	8/29/2006	14,700	107	9.42	196	195	NA	278	<0.500	<0.500	<0.500	36.1	40.52	11.17	29.35	NA	NA
S-8	12/6/2006	7,800	150	8.6	120	110	NA	200	NA	NA	NA	NA	40.52	11.21	29.31	NA	NA
S-8	1/30/2007	7,500	220	18	180	96	NA	170	NA	NA	NA	NA	40.52	10.72	29.80	NA	NA
S-8	5/15/2007	9,600 j	NA	24	160	112	NA	130	NA	NA	NA	NA	40.52	10.50	30.02	NA	NA
S-8	8/29/2007	NA	NA	NA	NA	NA	NA	NA	NA	NA	NA	NA	40.52	11.44	29.11	0.04	NA

WELL CONCENTRATIONS
Shell-branded Service Station
999 San Pablo Avenue
Albany, CA

Well ID	Date	TPPH (ug/L)	B (ug/L)	T (ug/L)	E (ug/L)	X (ug/L)	MTBE 8020 (ug/L)	MTBE 8260 (ug/L)	DIPE (ug/L)	ETBE (ug/L)	TAME (ug/L)	TBA (ug/L)	TOC (MSL)	Depth to Water (ft.)	GW Elevation (MSL)	SPH Thickness (ft.)	DO Reading (ppm)
S-8	8/30/2007	6,100 j	35	2.7	140	234	NA	170	<4.0	<4.0	<4.0	820	40.52	11.37	29.25	0.13	NA
S-8	9/25/2007	NA	NA	NA	NA	NA	NA	NA	NA	NA	NA	NA	40.52	11.56	29.22	0.32	NA
S-8	10/29/2007	NA	NA	NA	NA	NA	NA	NA	NA	NA	NA	NA	40.52	11.23	29.50	0.26	NA
S-8	11/29/2007	NA	NA	NA	NA	NA	NA	NA	NA	NA	NA	NA	40.52	11.08	29.60	0.20	NA
S-8	12/11/2007	NA	NA	NA	NA	NA	NA	NA	NA	NA	NA	NA	40.52	10.61	30.03	0.15	NA
S-8	1/24/2008	NA	NA	NA	NA	NA	NA	NA	NA	NA	NA	NA	40.52	9.61	30.97	0.08	NA
S-8	2/21/2008	NA	NA	NA	NA	NA	NA	NA	NA	NA	NA	NA	40.52	9.11	31.43	0.03	NA

S-9	5/10/2004	NA	NA	NA	NA	NA	NA	NA	NA	NA	NA	NA	39.72	10.34	29.38	NA	NA
S-9	5/12/2004	<50	<0.50	<0.50	<0.50	<1.0	NA	<0.50	NA	NA	NA	NA	39.72	10.42	29.30	NA	NA
S-9	8/23/2004	<50	<0.50	<0.50	<0.50	<1.0	NA	<0.50	NA	NA	NA	NA	39.72	11.32	28.40	NA	NA
S-9	12/1/2004	Unable to locate		NA	NA	NA	NA	NA	NA	NA	NA	NA	39.72	NA	NA	NA	NA
S-9	2/7/2005	<50	<0.50	<0.50	<0.50	<1.0	NA	<0.50	NA	NA	NA	NA	39.72	8.74	30.98	NA	NA
S-9	5/2/2005	Well inaccessible		NA	NA	NA	NA	NA	NA	NA	NA	NA	39.72	NA	NA	NA	NA
S-9	8/4/2005	<50	<0.50	<0.50	<0.50	<1.0	NA	<0.50	NA	NA	NA	NA	39.72	8.79	30.93	NA	NA
S-9	11/16/2005	<50.0	<0.500	<0.500	<0.500	<0.500	NA	<0.500	NA	NA	NA	NA	39.72	10.30	29.42	NA	NA
S-9	3/2/2006	<50	<0.50	<0.50	<0.50	<0.50	NA	<0.50	NA	NA	NA	NA	39.72	5.86	33.86	NA	NA
S-9	5/31/2006	<50.0	<0.500	<0.500	<0.500	0.540	NA	<0.500	NA	NA	NA	NA	39.72	9.85	29.87	NA	NA
S-9	8/29/2006	<50.0	<0.500	<0.500	<0.500	<0.500	NA	<0.500	NA	NA	NA	NA	39.72	10.75	28.97	NA	NA
S-9	12/6/2006	<50	<0.50	<0.50	<0.50	<1.0	NA	<0.50	NA	NA	NA	NA	39.72	10.60	29.12	NA	NA
S-9	1/30/2007	<50	<0.50	<0.50	<0.50	<1.0	NA	<0.50	NA	NA	NA	NA	39.72	10.45	29.27	NA	NA
S-9	5/15/2007	61 j,k	<0.50	<1.0	<1.0	<1.0	NA	<1.0	NA	NA	NA	NA	39.72	10.15	29.57	NA	NA
S-9	8/29/2007	71 j	<0.50	<1.0	1.3	2.1	NA	<1.0	<2.0	<2.0	<2.0	<10	39.72	10.96	28.76	NA	NA
S-9	11/29/2007	Well inaccessible		NA	NA	NA	NA	NA	NA	NA	NA	NA	39.72	NA	NA	NA	NA
S-9	2/21/2008	<50 j	<0.50	<1.0	<1.0	<1.0	NA	<1.0	NA	NA	NA	NA	39.72	7.36	32.36	NA	NA

WELL CONCENTRATIONS
Shell-branded Service Station
999 San Pablo Avenue
Albany, CA

Well ID	Date	TPPH (ug/L)	B (ug/L)	T (ug/L)	E (ug/L)	X (ug/L)	MTBE 8020 (ug/L)	MTBE 8260 (ug/L)	DIPE (ug/L)	ETBE (ug/L)	TAME (ug/L)	TBA (ug/L)	TOC (MSL)	Depth to Water (ft.)	GW Elevation (MSL)	SPH Thickness (ft.)	DO Reading (ppm)
----------------	-------------	-----------------------	--------------------	--------------------	--------------------	--------------------	--------------------------------------	--------------------------------------	-----------------------	-----------------------	-----------------------	----------------------	---------------------	--	--	---	--------------------------------------

Abbreviations:

TPPH = Total petroleum hydrocarbons as gasoline by EPA Method 8260B; prior to May 31, 2001, analyzed by EPA Method 8015.

BTEX = Benzene, toluene, ethylbenzene, xylenes by EPA Method 8260B; prior to May 31, 2001, analyzed by EPA Method 8020.

MTBE = Methyl tertiary butyl ether

DIPE = Di-isopropyl ether, analyzed by EPA Method 8260B

ETBE = Ethyl tertiary butyl ether, analyzed by EPA Method 8260B

TAME = Tertiary amyl methyl ether, analyzed by EPA Method 8260B

TBA = Tertiary butyl alcohol, analyzed by EPA Method 8260B

TOC = Top of Casing Elevation

TOB = Top of Wellbox Elevation

SPH = Separate-Phase Hydrocarbons

GW = Groundwater

DO = Dissolved Oxygen

ug/L = Parts per billion

mg/L = Parts per million

MSL = Mean sea level

ft. = Feet

ppm = Parts per million

<n = Below detection limit

(D) = Duplicate sample

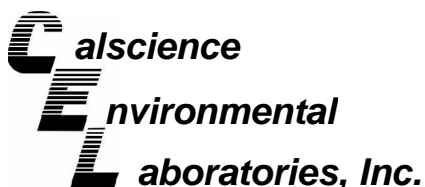
NA = Not applicable

WELL CONCENTRATIONS
Shell-branded Service Station
999 San Pablo Avenue
Albany, CA

Well ID	Date	TPPH (ug/L)	B (ug/L)	T (ug/L)	E (ug/L)	X (ug/L)	MTBE 8020 (ug/L)	MTBE 8260 (ug/L)	DIPE (ug/L)	ETBE (ug/L)	TAME (ug/L)	TBA (ug/L)	TOC (MSL)	Depth to Water (ft.)	GW Elevation (MSL)	SPH Thickness (ft.)	DO Reading (ppm)
---------	------	----------------	-------------	-------------	-------------	-------------	------------------------	------------------------	----------------	----------------	----------------	---------------	--------------	----------------------------	--------------------------	---------------------------	------------------------

Notes:

- a = Sample analyzed for total dissolved solids (450 mg/L).
 - b = Surrogate recovery outside QC limits due to matrix effect.
 - c = Chromatogram pattern indicated an unidentified hydrocarbon.
 - d = This sample analyzed outside of EPA recommended hold time.
 - e = Concentration is an estimate value above the linear quantitation range.
 - f = Top of casing elevation lowered 0.19 feet on June 22, 2004 due to wellhead maintenance.
 - g = Hydrocarbon reported does not match the laboratory standard.
 - h = Quantity of unknown hydrocarbon(s) in sample based on gasoline.
 - i = Secondary ion abundances were outside method requirements. Identification based on analytical judgement.
 - j = Analyzed by EPA Method 8015B (M).
 - k = The sample chromatographic pattern for TPH does not match the chromatographic pattern of the specified standard. Quantitation of the unknown hydrocarbon(s) in the sample was based upon the specified standard.
 - l = Analyte was detected at a concentration below the reporting limit and above the laboratory method detection limit. Reported value is estimated.
 - m = Analyte was present in the associated method blank.
- When separate-phase hydrocarbons are present, ground water elevation is adjusted using the relation:
Corrected ground water elevation = Top-of-casing elevation - depth to water + (0.8 x hydrocarbon thickness).
- Ownership of well S-5 is being transferred to Arco.
- Beginning July 25, 2002 depth to waters referenced to Top of Casing.
- Site surveyed January 9, 2002 by Virgil Chavez Land Surveying of Vallejo, CA.
- Wells S-8 and S-9 surveyed May 11, 2004 by Virgil Chavez Land Surveying of Vallejo, CA.



March 07, 2008

Michael Ninokata
Blaine Tech Services, Inc.
1680 Rogers Avenue
San Jose, CA 95112-1105

Subject: **CalScience Work Order No.: 08-02-1768**
Client Reference: 999 San Pablo Ave., Albany, CA

Dear Client:

Enclosed is an analytical report for the above-referenced project. The samples included in this report were received 2/23/2008 and analyzed in accordance with the attached chain-of-custody.

Unless otherwise noted, all analytical testing was accomplished in accordance with the guidelines established in our Quality Systems Manual, applicable standard operating procedures, and other related documentation. The original report of subcontracted analysis, if any, is provided herein, and follows the standard CalScience data package. The results in this analytical report are limited to the samples tested and any reproduction thereof must be made in its entirety.

If you have any questions regarding this report, please do not hesitate to contact the undersigned.

Sincerely,

A handwritten signature in black ink, appearing to read "Jessie Kim", with a large, stylized flourish at the end.

CalScience Environmental
Laboratories, Inc.
Jessie Kim
Project Manager

Analytical Report



Blaine Tech Services, Inc.
1680 Rogers Avenue
San Jose, CA 95112-1105

Date Received: 02/23/08
Work Order No: 08-02-1768
Preparation: EPA 5030B
Method: EPA 8015B (M)

Project: 999 San Pablo Ave., Albany, CA

Page 1 of 2

Client Sample Number	Lab Sample Number	Date/Time Collected	Matrix	Instrument	Date Prepared	Date/Time Analyzed	QC Batch ID
S-1	08-02-1768-1-D	02/21/08 11:25	Aqueous	GC 30	02/25/08	02/26/08 03:42	080225B04

Parameter	Result	RL	DF	Qual	Units
TPH as Gasoline	430	50	1		ug/L
<u>Surrogates:</u>	<u>REC (%)</u>	<u>Control Limits</u>		<u>Qual</u>	
1,4-Bromofluorobenzene	79	38-134			

Client Sample Number	Lab Sample Number	Date/Time Collected	Matrix	Instrument	Date Prepared	Date/Time Analyzed	QC Batch ID
S-2	08-02-1768-2-D	02/21/08 11:47	Aqueous	GC 30	02/25/08	02/26/08 05:23	080225B04

Parameter	Result	RL	DF	Qual	Units
TPH as Gasoline	7300	250	5		ug/L
<u>Surrogates:</u>	<u>REC (%)</u>	<u>Control Limits</u>		<u>Qual</u>	
1,4-Bromofluorobenzene	100	38-134			

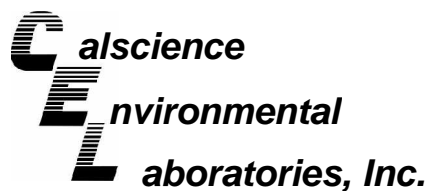
Client Sample Number	Lab Sample Number	Date/Time Collected	Matrix	Instrument	Date Prepared	Date/Time Analyzed	QC Batch ID
S-3	08-02-1768-3-D	02/21/08 11:35	Aqueous	GC 30	02/25/08	02/26/08 05:56	080225B04

Parameter	Result	RL	DF	Qual	Units
TPH as Gasoline	2900	50	1		ug/L
<u>Surrogates:</u>	<u>REC (%)</u>	<u>Control Limits</u>		<u>Qual</u>	
1,4-Bromofluorobenzene	126	38-134			

Client Sample Number	Lab Sample Number	Date/Time Collected	Matrix	Instrument	Date Prepared	Date/Time Analyzed	QC Batch ID
S-4	08-02-1768-4-D	02/21/08 10:40	Aqueous	GC 30	02/25/08	02/26/08 06:30	080225B04

Parameter	Result	RL	DF	Qual	Units
TPH as Gasoline	ND	50	1		ug/L
<u>Surrogates:</u>	<u>REC (%)</u>	<u>Control Limits</u>		<u>Qual</u>	
1,4-Bromofluorobenzene	82	38-134			

RL - Reporting Limit , DF - Dilution Factor , Qual - Qualifiers



Analytical Report



Blaine Tech Services, Inc.
1680 Rogers Avenue
San Jose, CA 95112-1105

Date Received: 02/23/08
Work Order No: 08-02-1768
Preparation: EPA 5030B
Method: EPA 8015B (M)

Project: 999 San Pablo Ave., Albany, CA

Page 2 of 2

Client Sample Number	Lab Sample Number	Date/Time Collected	Matrix	Instrument	Date Prepared	Date/Time Analyzed	QC Batch ID
S-6	08-02-1768-5-D	02/21/08 10:57	Aqueous	GC 30	02/25/08	02/26/08 07:04	080225B04

Parameter	Result	RL	DF	Qual	Units
TPH as Gasoline	5600	250	5		ug/L
<u>Surrogates:</u>	<u>REC (%)</u>	<u>Control Limits</u>		<u>Qual</u>	
1,4-Bromofluorobenzene	124	38-134			

Client Sample Number	Lab Sample Number	Date/Time Collected	Matrix	Instrument	Date Prepared	Date/Time Analyzed	QC Batch ID
S-9	08-02-1768-6-D	02/21/08 08:58	Aqueous	GC 30	02/25/08	02/26/08 07:37	080225B04

Parameter	Result	RL	DF	Qual	Units
TPH as Gasoline	ND	50	1		ug/L
<u>Surrogates:</u>	<u>REC (%)</u>	<u>Control Limits</u>		<u>Qual</u>	
1,4-Bromofluorobenzene	81	38-134			

Client Sample Number	Lab Sample Number	Date/Time Collected	Matrix	Instrument	Date Prepared	Date/Time Analyzed	QC Batch ID
Method Blank	099-12-436-1,526	N/A	Aqueous	GC 30	02/25/08	02/26/08 02:01	080225B04

Parameter	Result	RL	DF	Qual	Units
TPH as Gasoline	ND	50	1		ug/L
<u>Surrogates:</u>	<u>REC (%)</u>	<u>Control Limits</u>		<u>Qual</u>	
1,4-Bromofluorobenzene	80	38-134			

RL - Reporting Limit , DF - Dilution Factor , Qual - Qualifiers

Analytical Report



Blaine Tech Services, Inc.
1680 Rogers Avenue
San Jose, CA 95112-1105

Date Received: 02/23/08
Work Order No: 08-02-1768
Preparation: EPA 5030B
Method: EPA 8260B
Units: ug/L

Project: 999 San Pablo Ave., Albany, CA

Page 1 of 3

Client Sample Number	Lab Sample Number	Date/Time Collected	Matrix	Instrument	Date Prepared	Date/Time Analyzed	QC Batch ID
S-1	08-02-1768-1-A	02/21/08 11:25	Aqueous	GC/MS U	02/29/08	02/29/08 20:01	080229L01

Parameter	Result	RL	DF	Qual	Parameter	Result	RL	DF	Qual
Benzene	ND	0.50	1		p/m-Xylene	ND	1.0	1	
Ethylbenzene	ND	1.0	1		o-Xylene	ND	1.0	1	
Toluene	ND	1.0	1		Methyl-t-Butyl Ether (MTBE)	ND	1.0	1	
<u>Surrogates:</u>	<u>REC (%)</u>	<u>Control Limits</u>		<u>Qual</u>	<u>Surrogates:</u>	<u>REC (%)</u>	<u>Control Limits</u>		<u>Qual</u>
Dibromofluoromethane	109	74-140			1,2-Dichloroethane-d4	115	74-146		
Toluene-d8	107	88-112			1,4-Bromofluorobenzene	92	74-110		

Client Sample Number	Lab Sample Number	Date/Time Collected	Matrix	Instrument	Date Prepared	Date/Time Analyzed	QC Batch ID
S-2	08-02-1768-2-B	02/21/08 11:47	Aqueous	GC/MS U	03/04/08	03/04/08 17:25	080304L01

Parameter	Result	RL	DF	Qual	Parameter	Result	RL	DF	Qual
Benzene	57	1.0	2		p/m-Xylene	4.7	2.0	2	
Ethylbenzene	13	2.0	2		o-Xylene	ND	2.0	2	
Toluene	4.0	2.0	2		Methyl-t-Butyl Ether (MTBE)	250	2.0	2	
<u>Surrogates:</u>	<u>REC (%)</u>	<u>Control Limits</u>		<u>Qual</u>	<u>Surrogates:</u>	<u>REC (%)</u>	<u>Control Limits</u>		<u>Qual</u>
Dibromofluoromethane	106	74-140			1,2-Dichloroethane-d4	113	74-146		
Toluene-d8	110	88-112			1,4-Bromofluorobenzene	97	74-110		


Client Sample Number	Lab Sample Number	Date/Time Collected	Matrix	Instrument	Date Prepared	Date/Time Analyzed	QC Batch ID
S-3	08-02-1768-3-C	02/21/08 11:35	Aqueous	GC/MS FF	03/05/08	03/05/08 15:58	080305L01

Parameter	Result	RL	DF	Qual	Parameter	Result	RL	DF	Qual
Benzene	0.60	0.50	1		p/m-Xylene	1.2	1.0	1	
Ethylbenzene	ND	1.0	1		o-Xylene	ND	1.0	1	
Toluene	ND	1.0	1		Methyl-t-Butyl Ether (MTBE)	5.0	1.0	1	
<u>Surrogates:</u>	<u>REC (%)</u>	<u>Control Limits</u>		<u>Qual</u>	<u>Surrogates:</u>	<u>REC (%)</u>	<u>Control Limits</u>		<u>Qual</u>
Dibromofluoromethane	107	74-140			1,2-Dichloroethane-d4	109	74-146		
Toluene-d8	115	88-112		2	1,4-Bromofluorobenzene	102	74-110		

Client Sample Number	Lab Sample Number	Date/Time Collected	Matrix	Instrument	Date Prepared	Date/Time Analyzed	QC Batch ID
S-4	08-02-1768-4-B	02/21/08 10:40	Aqueous	GC/MS U	03/04/08	03/04/08 14:33	080304L01

Parameter	Result	RL	DF	Qual	Parameter	Result	RL	DF	Qual
Benzene	ND	0.50	1		p/m-Xylene	ND	1.0	1	
Ethylbenzene	ND	1.0	1		o-Xylene	ND	1.0	1	
Toluene	ND	1.0	1		Methyl-t-Butyl Ether (MTBE)	ND	1.0	1	
<u>Surrogates:</u>	<u>REC (%)</u>	<u>Control Limits</u>		<u>Qual</u>	<u>Surrogates:</u>	<u>REC (%)</u>	<u>Control Limits</u>		<u>Qual</u>
Dibromofluoromethane	118	74-140			1,2-Dichloroethane-d4	124	74-146		
Toluene-d8	106	88-112			1,4-Bromofluorobenzene	92	74-110		

RL - Reporting Limit , DF - Dilution Factor , Qual - Qualifiers



Analytical Report



Blaine Tech Services, Inc.
1680 Rogers Avenue
San Jose, CA 95112-1105

Date Received: 02/23/08
Work Order No: 08-02-1768
Preparation: EPA 5030B
Method: EPA 8260B
Units: ug/L

Project: 999 San Pablo Ave., Albany, CA

Page 2 of 3

Client Sample Number	Lab Sample Number	Date/Time Collected	Matrix	Instrument	Date Prepared	Date/Time Analyzed	QC Batch ID
S-6	08-02-1768-5-B	02/21/08 10:57	Aqueous	GC/MS U	03/04/08	03/04/08 18:22	080304L01

Parameter	Result	RL	DF	Qual	Parameter	Result	RL	DF	Qual
Benzene	110	0.50	1		p/m-Xylene	22	1.0	1	
Ethylbenzene	5.0	1.0	1		o-Xylene	6.3	1.0	1	
Toluene	8.6	1.0	1		Methyl-t-Butyl Ether (MTBE)	6.4	1.0	1	
Surrogates:	REC (%)	Control Limits		Qual	Surrogates:	REC (%)	Control Limits		Qual
Dibromofluoromethane	101	74-140			1,2-Dichloroethane-d4	109	74-146		
Toluene-d8	112	88-112			1,4-Bromofluorobenzene	103	74-110		

Client Sample Number	Lab Sample Number	Date/Time Collected	Matrix	Instrument	Date Prepared	Date/Time Analyzed	QC Batch ID
S-9	08-02-1768-6-B	02/21/08 08:58	Aqueous	GC/MS U	03/04/08	03/04/08 18:51	080304L01

Parameter	Result	RL	DF	Qual	Parameter	Result	RL	DF	Qual
Benzene	ND	0.50	1		p/m-Xylene	ND	1.0	1	
Ethylbenzene	ND	1.0	1		o-Xylene	ND	1.0	1	
Toluene	ND	1.0	1		Methyl-t-Butyl Ether (MTBE)	ND	1.0	1	
Surrogates:	REC (%)	Control Limits		Qual	Surrogates:	REC (%)	Control Limits		Qual
Dibromofluoromethane	116	74-140			1,2-Dichloroethane-d4	126	74-146		
Toluene-d8	104	88-112			1,4-Bromofluorobenzene	95	74-110		


Client Sample Number	Lab Sample Number	Date/Time Collected	Matrix	Instrument	Date Prepared	Date/Time Analyzed	QC Batch ID
Method Blank	099-10-006-24,626	N/A	Aqueous	GC/MS U	02/29/08	02/29/08 17:11	080229L01

Parameter	Result	RL	DF	Qual	Parameter	Result	RL	DF	Qual
Benzene	ND	0.50	1		p/m-Xylene	ND	1.0	1	
Ethylbenzene	ND	1.0	1		o-Xylene	ND	1.0	1	
Toluene	ND	1.0	1		Methyl-t-Butyl Ether (MTBE)	ND	1.0	1	
Surrogates:	REC (%)	Control Limits		Qual	Surrogates:	REC (%)	Control Limits		Qual
Dibromofluoromethane	113	74-140			1,2-Dichloroethane-d4	118	74-146		
Toluene-d8	107	88-112			1,4-Bromofluorobenzene	93	74-110		

Client Sample Number	Lab Sample Number	Date/Time Collected	Matrix	Instrument	Date Prepared	Date/Time Analyzed	QC Batch ID
Method Blank	099-10-006-24,670	N/A	Aqueous	GC/MS U	03/04/08	03/04/08 14:04	080304L01

Parameter	Result	RL	DF	Qual	Parameter	Result	RL	DF	Qual
Benzene	ND	0.50	1		p/m-Xylene	ND	1.0	1	
Ethylbenzene	ND	1.0	1		o-Xylene	ND	1.0	1	
Toluene	ND	1.0	1		Methyl-t-Butyl Ether (MTBE)	ND	1.0	1	
Surrogates:	REC (%)	Control Limits		Qual	Surrogates:	REC (%)	Control Limits		Qual
Dibromofluoromethane	115	74-140			1,2-Dichloroethane-d4	121	74-146		
Toluene-d8	107	88-112			1,4-Bromofluorobenzene	90	74-110		

RL - Reporting Limit , DF - Dilution Factor , Qual - Qualifiers



Analytical Report



Blaine Tech Services, Inc.
 1680 Rogers Avenue
 San Jose, CA 95112-1105

Date Received: 02/23/08
 Work Order No: 08-02-1768
 Preparation: EPA 5030B
 Method: EPA 8260B
 Units: ug/L

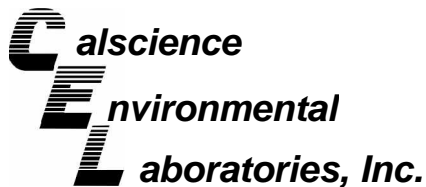
Project: 999 San Pablo Ave., Albany, CA

Page 3 of 3

Client Sample Number	Lab Sample Number	Date/Time Collected	Matrix	Instrument	Date Prepared	Date/Time Analyzed	QC Batch ID
Method Blank	099-10-006-24,678	N/A	Aqueous	GC/MS FF	03/05/08	03/05/08 13:08	080305L01

Parameter	Result	RL	DF	Qual	Parameter	Result	RL	DF	Qual
Benzene	ND	0.50	1		p/m-Xylene	ND	1.0	1	
Ethylbenzene	ND	1.0	1		o-Xylene	ND	1.0	1	
Toluene	ND	1.0	1		Methyl-t-Butyl Ether (MTBE)	ND	1.0	1	
<u>Surrogates:</u>	<u>REC (%)</u>	<u>Control Limits</u>		<u>Qual</u>	<u>Surrogates:</u>	<u>REC (%)</u>	<u>Control Limits</u>		<u>Qual</u>
Dibromofluoromethane	113	74-140			1,2-Dichloroethane-d4	112	74-146		
Toluene-d8	108	88-112			1,4-Bromofluorobenzene	99	74-110		

RL - Reporting Limit , DF - Dilution Factor , Qual - Qualifiers



Quality Control - Spike/Spike Duplicate



Blaine Tech Services, Inc.
 1680 Rogers Avenue
 San Jose, CA 95112-1105


Date Received: 02/23/08
 Work Order No: 08-02-1768
 Preparation: EPA 5030B
 Method: EPA 8015B (M)

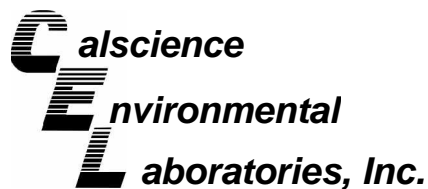
Project 999 San Pablo Ave., Albany, CA

Quality Control Sample ID	Matrix	Instrument	Date Prepared	Date Analyzed	MS/MSD Batch Number
S-1	Aqueous	GC 30	02/25/08	02/26/08	080225S03

Parameter	MS %REC	MSD %REC	%REC CL	RPD	RPD CL	Qualifiers
TPH as Gasoline	102	94	68-122	6	0-18	

RPD - Relative Percent Difference , CL - Control Limit





Quality Control - Spike/Spike Duplicate



Blaine Tech Services, Inc.
1680 Rogers Avenue
San Jose, CA 95112-1105


Date Received: 02/23/08
Work Order No: 08-02-1768
Preparation: EPA 5030B
Method: EPA 8260B

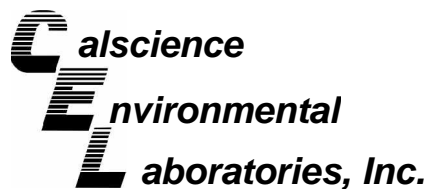
Project 999 San Pablo Ave., Albany, CA

Quality Control Sample ID	Matrix	Instrument	Date Prepared	Date Analyzed	MS/MSD Batch Number
08-02-1771-2	Aqueous	GC/MS U	02/29/08	02/29/08	080229S01

Parameter	MS %REC	MSD %REC	%REC CL	RPD	RPD CL	Qualifiers
Benzene	111	114	88-118	3	0-7	
Carbon Tetrachloride	109	113	67-145	4	0-11	
Chlorobenzene	112	111	88-118	1	0-7	
1,2-Dibromoethane	110	111	70-130	1	0-30	
1,2-Dichlorobenzene	114	113	86-116	1	0-8	
1,1-Dichloroethene	111	107	70-130	4	0-25	
Ethylbenzene	117	119	70-130	1	0-30	
Toluene	118	121	87-123	3	0-8	
Trichloroethene	109	111	79-127	1	0-10	
Vinyl Chloride	104	109	69-129	5	0-13	
Methyl-t-Butyl Ether (MTBE)	95	102	71-131	3	0-13	
Tert-Butyl Alcohol (TBA)	117	118	36-168	1	0-45	
Diisopropyl Ether (DIPE)	111	114	81-123	3	0-9	
Ethyl-t-Butyl Ether (ETBE)	110	111	72-126	1	0-12	
Tert-Amyl-Methyl Ether (TAME)	116	119	72-126	2	0-12	
Ethanol	101	118	53-149	15	0-31	

RPD - Relative Percent Difference , CL - Control Limit





Quality Control - Spike/Spike Duplicate



Blaine Tech Services, Inc.
1680 Rogers Avenue
San Jose, CA 95112-1105


Date Received: 02/23/08
Work Order No: 08-02-1768
Preparation: EPA 5030B
Method: EPA 8260B

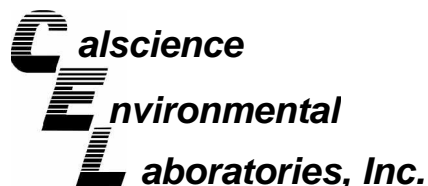
Project 999 San Pablo Ave., Albany, CA

Quality Control Sample ID	Matrix	Instrument	Date Prepared	Date Analyzed	MS/MSD Batch Number
S-4	Aqueous	GC/MS U	03/04/08	03/04/08	080304S01

Parameter	MS %REC	MSD %REC	%REC CL	RPD	RPD CL	Qualifiers
Benzene	116	115	88-118	1	0-7	
Carbon Tetrachloride	116	115	67-145	1	0-11	
Chlorobenzene	117	113	88-118	3	0-7	
1,2-Dibromoethane	117	120	70-130	2	0-30	
1,2-Dichlorobenzene	114	115	86-116	1	0-8	
1,1-Dichloroethene	109	113	70-130	4	0-25	
Ethylbenzene	119	118	70-130	1	0-30	
Toluene	122	120	87-123	2	0-8	
Trichloroethene	114	114	79-127	0	0-10	
Vinyl Chloride	105	108	69-129	3	0-13	
Methyl-t-Butyl Ether (MTBE)	117	119	71-131	2	0-13	
Tert-Butyl Alcohol (TBA)	122	131	36-168	7	0-45	
Diisopropyl Ether (DIPE)	116	117	81-123	1	0-9	
Ethyl-t-Butyl Ether (ETBE)	116	118	72-126	1	0-12	
Tert-Amyl-Methyl Ether (TAME)	123	123	72-126	0	0-12	
Ethanol	111	120	53-149	8	0-31	

RPD - Relative Percent Difference , CL - Control Limit





Quality Control - Spike/Spike Duplicate



Blaine Tech Services, Inc.
1680 Rogers Avenue
San Jose, CA 95112-1105


Date Received: 02/23/08
Work Order No: 08-02-1768
Preparation: EPA 5030B
Method: EPA 8260B

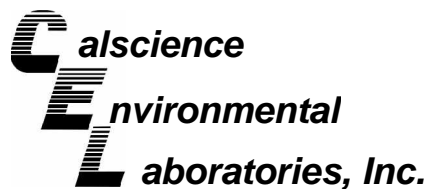
Project 999 San Pablo Ave., Albany, CA

Quality Control Sample ID	Matrix	Instrument	Date Prepared	Date Analyzed	MS/MSD Batch Number
08-02-1974-1	Aqueous	GC/MS FF	03/05/08	03/05/08	080305S01

Parameter	MS %REC	MSD %REC	%REC CL	RPD	RPD CL	Qualifiers
Benzene	97	97	88-118	1	0-7	
Carbon Tetrachloride	113	115	67-145	2	0-11	
Chlorobenzene	102	101	88-118	1	0-7	
1,2-Dibromoethane	101	102	70-130	1	0-30	
1,2-Dichlorobenzene	99	99	86-116	1	0-8	
1,1-Dichloroethene	100	101	70-130	1	0-25	
Ethylbenzene	102	102	70-130	0	0-30	
Toluene	104	103	87-123	1	0-8	
Trichloroethene	100	100	79-127	1	0-10	
Vinyl Chloride	103	105	69-129	2	0-13	
Methyl-t-Butyl Ether (MTBE)	90	90	71-131	0	0-13	
Tert-Butyl Alcohol (TBA)	130	119	36-168	9	0-45	
Diisopropyl Ether (DIPE)	102	102	81-123	1	0-9	
Ethyl-t-Butyl Ether (ETBE)	90	91	72-126	2	0-12	
Tert-Amyl-Methyl Ether (TAME)	90	92	72-126	2	0-12	
Ethanol	99	82	53-149	13	0-31	

RPD - Relative Percent Difference , CL - Control Limit





Quality Control - LCS/LCS Duplicate



Blaine Tech Services, Inc.
1680 Rogers Avenue
San Jose, CA 95112-1105

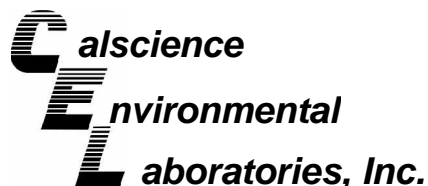
Date Received: N/A
Work Order No: 08-02-1768
Preparation: EPA 5030B
Method: EPA 8015B (M)

Project: 999 San Pablo Ave., Albany, CA

Quality Control Sample ID	Matrix	Instrument	Date Prepared	Date Analyzed	LCS/LCSD Batch Number
099-12-436-1,526	Aqueous	GC 30	02/25/08	02/26/08	080225B04

<u>Parameter</u>	<u>LCS %REC</u>	<u>LCSD %REC</u>	<u>%REC CL</u>	<u>RPD</u>	<u>RPD CL</u>	<u>Qualifiers</u>
TPH as Gasoline	116	108	78-120	8	0-10	

RPD - Relative Percent Difference , CL - Control Limit



Quality Control - LCS/LCS Duplicate



Blaine Tech Services, Inc.
1680 Rogers Avenue
San Jose, CA 95112-1105

Date Received: N/A
Work Order No: 08-02-1768
Preparation: EPA 5030B
Method: EPA 8260B

Project: 999 San Pablo Ave., Albany, CA

Quality Control Sample ID	Matrix	Instrument	Date Prepared	Date Analyzed	LCS/LCSD Batch Number
099-10-006-24,626	Aqueous	GC/MS U	02/29/08	02/29/08	080229L01

Parameter	LCS %REC	LCSD %REC	%REC CL	RPD	RPD CL	Qualifiers
Benzene	110	111	84-120	1	0-8	
Carbon Tetrachloride	111	110	63-147	1	0-10	
Chlorobenzene	111	109	89-119	1	0-7	
1,2-Dibromoethane	118	114	80-120	4	0-20	
1,2-Dichlorobenzene	113	111	89-119	2	0-9	
1,1-Dichloroethene	112	113	77-125	1	0-16	
Ethylbenzene	117	116	80-120	1	0-20	
Toluene	118	119	83-125	1	0-9	
Trichloroethene	111	112	89-119	1	0-8	
Vinyl Chloride	108	109	63-135	1	0-13	
Methyl-t-Butyl Ether (MTBE)	115	113	82-118	2	0-13	
Tert-Butyl Alcohol (TBA)	121	119	46-154	2	0-32	
Diisopropyl Ether (DIPE)	116	112	81-123	4	0-11	
Ethyl-t-Butyl Ether (ETBE)	118	116	74-122	2	0-12	
Tert-Amyl-Methyl Ether (TAME)	120	116	76-124	3	0-10	
Ethanol	110	105	60-138	5	0-32	

RPD - Relative Percent Difference , CL - Control Limit



Blaine Tech Services, Inc.
 1680 Rogers Avenue
 San Jose, CA 95112-1105


Date Received: N/A
 Work Order No: 08-02-1768
 Preparation: EPA 5030B
 Method: EPA 8260B

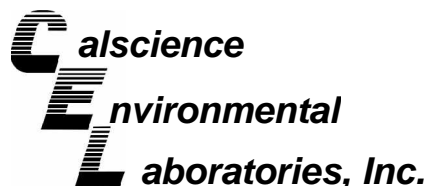
Project: 999 San Pablo Ave., Albany, CA

Quality Control Sample ID	Matrix	Instrument	Date Analyzed	Lab File ID	LCS Batch Number
099-10-006-24,670	Aqueous	GC/MS U	03/04/08	04MAR006.rr	080304L01

Parameter	Conc Added	Conc Recovered	LCS %Rec	%Rec CL	Qualifiers
Benzene	50.0	57.1	114	84-120	
Carbon Tetrachloride	50.0	56.3	113	63-147	
Chlorobenzene	50.0	56.6	113	89-119	
1,2-Dibromoethane	50.0	56.4	113	80-120	
1,2-Dichlorobenzene	50.0	56.7	113	89-119	
1,1-Dichloroethene	50.0	56.2	112	77-125	
Ethylbenzene	50.0	59.6	119	80-120	
Toluene	50.0	61.1	122	83-125	
Trichloroethene	50.0	55.8	112	89-119	
Vinyl Chloride	50.0	52.7	105	63-135	
Methyl-t-Butyl Ether (MTBE)	50.0	56.8	114	82-118	
Tert-Butyl Alcohol (TBA)	250	311	124	46-154	
Diisopropyl Ether (DIPE)	50.0	57.3	115	81-123	
Ethyl-t-Butyl Ether (ETBE)	50.0	57.8	116	74-122	
Tert-Amyl-Methyl Ether (TAME)	50.0	60.8	122	76-124	
Ethanol	500	461	92	60-138	

RPD - Relative Percent Difference , CL - Control Limit





Quality Control - LCS/LCS Duplicate



Blaine Tech Services, Inc.
1680 Rogers Avenue
San Jose, CA 95112-1105

Date Received: N/A
Work Order No: 08-02-1768
Preparation: EPA 5030B
Method: EPA 8260B

Project: 999 San Pablo Ave., Albany, CA

Quality Control Sample ID	Matrix	Instrument	Date Prepared	Date Analyzed	LCS/LCSD Batch Number
099-10-006-24,678	Aqueous	GC/MS FF	03/05/08	03/05/08	080305L01

Parameter	LCS %REC	LCSD %REC	%REC CL	RPD	RPD CL	Qualifiers
Benzene	97	97	84-120	0	0-8	
Carbon Tetrachloride	116	114	63-147	2	0-10	
Chlorobenzene	100	100	89-119	0	0-7	
1,2-Dibromoethane	100	101	80-120	1	0-20	
1,2-Dichlorobenzene	100	100	89-119	0	0-9	
1,1-Dichloroethene	102	102	77-125	0	0-16	
Ethylbenzene	102	102	80-120	0	0-20	
Toluene	104	103	83-125	1	0-9	
Trichloroethene	100	101	89-119	1	0-8	
Vinyl Chloride	106	105	63-135	1	0-13	
Methyl-t-Butyl Ether (MTBE)	92	93	82-118	1	0-13	
Tert-Butyl Alcohol (TBA)	129	122	46-154	5	0-32	
Diisopropyl Ether (DIPE)	102	103	81-123	1	0-11	
Ethyl-t-Butyl Ether (ETBE)	93	94	74-122	1	0-12	
Tert-Amyl-Methyl Ether (TAME)	93	94	76-124	1	0-10	
Ethanol	103	107	60-138	4	0-32	

RPD - Relative Percent Difference , CL - Control Limit

Work Order Number: 08-02-1768

<u>Qualifier</u>	<u>Definition</u>
*	See applicable analysis comment.
1	Surrogate compound recovery was out of control due to a required sample dilution, therefore, the sample data was reported without further clarification.
2	Surrogate compound recovery was out of control due to matrix interference. The associated method blank surrogate spike compound was in control and, therefore, the sample data was reported without further clarification.
3	Recovery of the Matrix Spike (MS) or Matrix Spike Duplicate (MSD) compound was out of control due to matrix interference. The associated LCS and/or LCSD was in control and, therefore, the sample data was reported without further clarification.
4	The MS/MSD RPD was out of control due to matrix interference. The LCS/LCSD RPD was in control and, therefore, the sample data was reported without further clarification.
5	The PDS/PDSD associated with this batch of samples was out of control due to a matrix interference effect. The associated batch LCS/LCSD was in control and, hence, the associated sample data was reported with no further corrective action required.
A	Result is the average of all dilutions, as defined by the method.
B	Analyte was present in the associated method blank.
C	Analyte presence was not confirmed on primary column.
E	Concentration exceeds the calibration range.
H	Sample received and/or analyzed past the recommended holding time.
J	Analyte was detected at a concentration below the reporting limit and above the laboratory method detection limit. Reported value is estimated.
N	Nontarget Analyte.
ND	Parameter not detected at the indicated reporting limit.
Q	Spike recovery and RPD control limits do not apply resulting from the parameter concentration in the sample exceeding the spike concentration by a factor of four or greater.
U	Undetected at the laboratory method detection limit.
X	% Recovery and/or RPD out-of-range.
Z	Analyte presence was not confirmed by second column or GC/MS analysis.



LAB (LOCATION)

- CALSCIENCE ()
- SPL ()
- XENCO ()
- TEST AMERICA ()
- OTHER ()



Shell Oil Products Chain Of Custody Record

Please Check Appropriate Box:

<input checked="" type="checkbox"/> ENV. SERVICES	<input type="checkbox"/> MOTIVA RETAIL	<input type="checkbox"/> SHELL RETAIL
<input type="checkbox"/> MOTIVA SDBCM	<input type="checkbox"/> CONSULTANT	<input type="checkbox"/> LUBES
<input type="checkbox"/> SHELL PIPELINE	<input type="checkbox"/> OTHER _____	

Print Bill To Contact Name: **Denis Brown**

INCIDENT # (ENV SERVICES): **9 8 9 9 5 1 4 3**

DATE: **2-21-08**

PAGE: **1** of **1**

SAMPLING COMPANY: **Blaine Tech Services** LOG CODE: **BTSS**

ADDRESS: **1680 Rogers Ave, San Jose, CA 95112**

PROJECT CONTACT (Hardcopy or PDF Report to): **Michael Ninokata**

TELEPHONE: **(408)573-0555** FAX: **(408)573-7771** E-MAIL: **mninokata@blainetech.com**

STATE ADDRESS: Street and City: **999 San Pablo Ave., Albany** State: **CA** GLOBAL ID NO.: **T0600101277**

EDF DELIVERABLE TO (Name, Company, Office Location): **Dennis Baertshl, CRA, Eureka Office** PHONE NO.: **707-268-3813** E-MAIL: **sonomaedf@craworld.com** CONSULTANT PROJECT NO.: **080221-061**

SAMPLER NAME(S) (Print): **Dave Walter** LAB USE ONLY: **0802-1768**

TURNAROUND TIME (CALENDAR DAYS): STANDARD (14 DAY) 5 DAYS 3 DAYS 2 DAYS 24 HOURS RESULTS NEEDED ON WEEKEND

LA - RWQCB REPORT FORMAT UST AGENCY:

SPECIAL INSTRUCTIONS OR NOTES: **Run TPH-d w/Silica Gel Clean Up**

SHELL CONTRACT RATE APPLIES
 STATE REIMBURSEMENT RATE APPLIES
 EDD NOT NEEDED
 RECEIPT VERIFICATION REQUESTED


REQUESTED ANALYSIS

LAB USE ONLY	Field Sample Identification	SAMPLING		MATRIX	PRESERVATIVE					NO. OF CONT.	REQUESTED ANALYSIS												TEMPERATURE ON RECEIPT °C	Container PID Readings or Laboratory Notes			
		DATE	TIME		HCL	HNO3	H2SO4	NONE	OTHER		TPH - Purgeable (8260B)	TPH - Extractable (8015M)	BTEX (8260B)	5 Oxygenates (8260B)	MTBE (8260B)	TBA (8260B)	DIPE (8260B)	TAME (8260B)	ETBE (8260B)	1,2 DCA (8260B)	EDB (8260B)	Ethanol (8260B)			Methanol (8015M)		
1	S-1	2-20	11:25	W	X					5	X	X	X														
2	S-2	2-21	1147								X	X	X														
3	S-3		1135								X	X	X														
4	S-4		1040								X	X	X														
5	S-6		1057								X	X	X														
6	S-9		0858								X	X	X														

Relinquished by: (Signature) David C. Shalt	Received by: (Signature) David C. Shalt (Sample Custodian)	Date: 2-21-08	Time: 1540
Relinquished by: (Signature) U. C. Sample Custodian	Received by: (Signature) [Signature]	Date: 2/22/08	Time: 1645
Relinquished by: (Signature) [Signature] (to GSO)	Received by: (Signature) [Signature] CE	Date: 02/23/08	Time: 0840

GSO# 105528143

05/2/06 Revision



WORK ORDER #: 08 - 02 - 1768

Cooler 1 of 1

SAMPLE RECEIPT FORM

CLIENT: Blaine Tech Svcs

DATE: 2/23/08

TEMPERATURE - SAMPLES RECEIVED BY:

CALSCIENCE COURIER:

- Chilled, cooler with temperature blank provided.
Chilled, cooler without temperature blank.
Chilled and placed in cooler with wet ice.
Ambient and placed in cooler with wet ice.
Ambient temperature.
C Temperature blank.

LABORATORY (Other than Calscience Courier):

- C Temperature blank.
2.0 C IR thermometer.
Ambient temperature.

Initial: MH

CUSTODY SEAL INTACT:

Sample(s): Cooler: No (Not Intact): Not Present: /

Initial: MH

SAMPLE CONDITION:

Table with 4 columns: Description, Yes, No, N/A. Rows include Chain-Of-Custody document(s), Sampler's name, Sample container label(s), Sample container(s) intact, Correct containers and volume, Proper preservation, VOA vial(s) free of headspace, Tedlar bag(s) free of condensation.

Initial: MH

COMMENTS:

Multiple horizontal lines for handwritten comments.

SHELL WELLHEAD INSPECTION FORM

(FOR SAMPLE TECHNICIAN)

Site Address 999 San Pablo Ave Albany Date 2-21-08
 Job Number 080221-DW-1 Technician DW Page 1 of 1

Well ID	Well Inspected - No Corrective Action Required	Well Box Meets Compliance Requirements *See Below	Water Bailed From Wellbox	Cap Replaced	Lock Replaced	Well Not Inspected (explain in notes)	New Deficiency Identified	Previously Identified Deficiency Persists	Notes
S-1	X	X							
S-2	X	X							
S-3	X	X							
S-4		No						X	Christy box
S-6		No						X	Christy box
S-7						X			Paved over
S-8	X	X							
S-9	X	X							

*Well box must meet all three criteria to be compliant: 1) WELL IS SECURABLE BY DESIGN (12" or less) 2) WELL IS MARKED WITH THE WORDS "MONITORING WELL" (12" or less) 3) WELL TAG IS PRESENT, SECURE, AND CORRECT

Notes: _____

WELL GAUGING DATA

Project # 080221-DW-1 Date 2-21-08 Client Shell

Site 999 San Pablo Ave Albany

Well ID	Time	Well Size (in.)	Sheen / Odor	Depth to Immiscible Liquid (ft.)	Thickness of Immiscible Liquid (ft.)	Volume of Immiscibles Removed (ml)	Depth to water (ft.)	Depth to well bottom (ft.)	Survey Point: TOB or TOC	Notes
S-1	0815	3					7.94	11.40	↓	
S-2	0826	3				7.25	11.75			
S-3	0826	3				7.35	11.85			
S-4	1025	3				6.20	13.70			
S-6	1047	3				5.75	14.68			
S-7	-	-	paved	over		-	-			
S-8	0831	4		9.08	.03	75	9.11	-		
S-9	0845	2					7.30	15.87		↓

SHELL WELL MONITORING DATA SHEET

BTS #: <u>080221-DW-1</u>	Site: <u>999 San Pablo Ave</u>
Sampler: <u>DW</u>	Date: <u>2-21-08</u>
Well I.D.: <u>S-2</u>	Well Diameter: 2 <u>3</u> 4 6 8 _____
Total Well Depth (TD): <u>11.75</u>	Depth to Water (DTW): <u>7.25</u>
Depth to Free Product:	Thickness of Free Product (feet):
Referenced to: <u>PVC</u> Grade	D.O. Meter (if req'd): <u>YSI</u> HACH
DTW with 80% Recharge [(Height of Water Column x 0.20) + DTW]: <u>8.15</u>	

Purge Method: Bailer Waterra Sampling Method: Bailer
 Disposable Bailer Peristaltic Disposable Bailer
 Positive Air Displacement Extraction Pump Extraction Port
 Electric Submersible Other _____ Dedicated Tubing

Other: _____

$\frac{1.7}{1 \text{ Case Volume}} (\text{Gals.}) \times \frac{3}{\text{Specified Volumes}} = \frac{5.1}{\text{Calculated Volume}} \text{ Gals.}$	<table border="1" style="width: 100%; border-collapse: collapse; font-size: small;"> <thead> <tr> <th>Well Diameter</th> <th>Multiplier</th> <th>Well Diameter</th> <th>Multiplier</th> </tr> </thead> <tbody> <tr> <td>1"</td> <td>0.04</td> <td>4"</td> <td>0.65</td> </tr> <tr> <td>2"</td> <td>0.16</td> <td>6"</td> <td>1.47</td> </tr> <tr> <td>3"</td> <td>0.37</td> <td>Other</td> <td>radius² * 0.163</td> </tr> </tbody> </table>	Well Diameter	Multiplier	Well Diameter	Multiplier	1"	0.04	4"	0.65	2"	0.16	6"	1.47	3"	0.37	Other	radius ² * 0.163
Well Diameter	Multiplier	Well Diameter	Multiplier														
1"	0.04	4"	0.65														
2"	0.16	6"	1.47														
3"	0.37	Other	radius ² * 0.163														

Time	Temp (°F)	pH	Cond. (mS or µS)	Turbidity (NTUs)	Gals. Removed	Observations
<u>0945</u>	<u>58.1</u>	<u>6.9</u>	<u>691</u>	<u>54</u>	<u>1.7</u>	
		<u>well dewatered @</u>		<u>2 gals.</u>		
<u>1147</u>	<u>57.4</u>	<u>7.0</u>	<u>685</u>	<u>26</u>	<u>-</u>	

Did well dewater? Yes No Gallons actually evacuated: 2

Sampling Date: 2-21-08 Sampling Time: 1147 Depth to Water: 8.68

Sample I.D.: S-2 Laboratory: STL Other CalScience

Analyzed for: TPH-G BTEX MTBE TPH-D Other:

EB I.D. (if applicable): _____ @ _____ Time Duplicate I.D. (if applicable): _____

Analyzed for: TPH-G BTEX MTBE TPH-D Other:

D.O. (if req'd): <input checked="" type="checkbox"/> Pre-purge	<u>0.40</u> mg/L	Post-purge:		mg/L
O.R.P. (if req'd): Pre-purge:	mV	Post-purge:		mV

SHELL WELL MONITORING DATA SHEET

BTS #: <u>080221-0W-1</u>	Site: <u>999 San Pablo Ave</u>
Sampler: <u>DW</u>	Date: <u>2-21-08</u>
Well I.D.: <u>S-3</u>	Well Diameter: 2 <u>(3)</u> 4 6 8 _____
Total Well Depth (TD): <u>11.85</u>	Depth to Water (DTW): <u>7.35</u>
Depth to Free Product:	Thickness of Free Product (feet):
Referenced to: <u>PVC</u> Grade	D.O. Meter (if req'd): <u>YSI</u> HACH
DTW with 80% Recharge [(Height of Water Column x 0.20) + DTW]: <u>8.25</u>	

Purge Method: Bailer Waterra Sampling Method: Bailer
 Disposable Bailer Peristaltic Disposable Bailer
 Positive Air Displacement Extraction Pump Extraction Port
 Electric Submersible Other _____ Dedicated Tubing
 Other: _____

$\frac{1.7}{\text{I Case Volume}} \text{ (Gals.)} \times \frac{3}{\text{Specified Volumes}} = \frac{5.1}{\text{Calculated Volume}} \text{ Gals.}$	<table border="1" style="width: 100%; border-collapse: collapse;"> <thead> <tr> <th>Well Diameter</th> <th>Multiplier</th> <th>Well Diameter</th> <th>Multiplier</th> </tr> </thead> <tbody> <tr> <td>1"</td> <td>0.04</td> <td>4"</td> <td>0.65</td> </tr> <tr> <td>2"</td> <td>0.16</td> <td>6"</td> <td>1.47</td> </tr> <tr> <td>3"</td> <td>0.37</td> <td>Other</td> <td>radius² * 0.163</td> </tr> </tbody> </table>	Well Diameter	Multiplier	Well Diameter	Multiplier	1"	0.04	4"	0.65	2"	0.16	6"	1.47	3"	0.37	Other	radius ² * 0.163
Well Diameter	Multiplier	Well Diameter	Multiplier														
1"	0.04	4"	0.65														
2"	0.16	6"	1.47														
3"	0.37	Other	radius ² * 0.163														

Time	Temp (°F)	pH	Cond. (mS or μS)	Turbidity (NTUs)	Gals. Removed	Observations
<u>0931</u>	<u>59.1</u>	<u>6.8</u>	<u>462</u>	<u>71</u>	<u>1.7</u>	<u>odor</u>
			<u>well dewatered @</u>	<u>3gls.</u>		
<u>1135</u>	<u>57.9</u>	<u>6.9</u>	<u>469</u>	<u>30</u>	<u>-</u>	<u>odor</u>

Did well dewater? Yes No Gallons actually evacuated: 3

Sampling Date: 2-21-08 Sampling Time: 1135 Depth to Water: 7.40

Sample I.D.: S-3 Laboratory: STL Other CalScience

Analyzed for: TPH-G BTEX MTBE TPH-D Other: _____

EB I.D. (if applicable): _____ @ _____ Time Duplicate I.D. (if applicable): _____

Analyzed for: TPH-G BTEX MTBE TPH-D Other: _____

D.O. (if req'd): <input checked="" type="checkbox"/> Pre-purge: <u>0.44</u> mg/L	Post-purge: _____ mg/L
O.R.P. (if req'd): Pre-purge: _____ mV	Post-purge: _____ mV

SHELL WELL MONITORING DATA SHEET

BTS #: <u>080221-DW-1</u>	Site: <u>999 San Pablo Ave</u>
Sampler: <u>DW</u>	Date: <u>2-21-08</u>
Well I.D.: <u>S-4</u>	Well Diameter: 2 <input checked="" type="radio"/> 4 <input type="radio"/> 6 <input type="radio"/> 8 <input type="radio"/>
Total Well Depth (TD): <u>13.70</u>	Depth to Water (DTW): <u>6.20</u>
Depth to Free Product:	Thickness of Free Product (feet):
Referenced to: <u>PVC</u> Grade	D.O. Meter (if req'd): <input type="checkbox"/> YSI <input type="checkbox"/> HACH
DTW with 80% Recharge [(Height of Water Column x 0.20) + DTW]: <u>7.7</u>	

Purge Method: Bailer Waterra Sampling Method: Bailer
 Disposable Bailer Peristaltic Disposable Bailer
 Positive Air Displacement Extraction Pump Extraction Port
 Electric Submersible Other _____ Dedicated Tubing

Other: _____

<u>2.8</u> (Gals.) X <u>3</u> = <u>8.4</u> Gals. 1 Case Volume Specified Volumes Calculated Volume	<table border="1" style="width: 100%; border-collapse: collapse; font-size: small;"> <tr> <th>Well Diameter</th> <th>Multiplier</th> <th>Well Diameter</th> <th>Multiplier</th> </tr> <tr> <td>1"</td> <td>0.04</td> <td>4"</td> <td>0.65</td> </tr> <tr> <td>2"</td> <td>0.16</td> <td>6"</td> <td>1.47</td> </tr> <tr> <td>3"</td> <td>0.37</td> <td>Other</td> <td>radius² * 0.163</td> </tr> </table>	Well Diameter	Multiplier	Well Diameter	Multiplier	1"	0.04	4"	0.65	2"	0.16	6"	1.47	3"	0.37	Other	radius ² * 0.163
Well Diameter	Multiplier	Well Diameter	Multiplier														
1"	0.04	4"	0.65														
2"	0.16	6"	1.47														
3"	0.37	Other	radius ² * 0.163														

Time	Temp (°F)	pH	Cond. (mS or μ S)	Turbidity (NTUs)	Gals. Removed	Observations
<u>1032</u>	<u>59.1</u>	<u>6.5</u>	<u>252</u>	<u>>1000</u>	<u>2.8</u>	
						<u>well dewatered @ 4 gals.</u>
<u>1040</u>	<u>60.3</u>	<u>6.6</u>	<u>261</u>	<u>>1000</u>	<u>-</u>	

Did well dewater? Yes No Gallons actually evacuated: 4

Sampling Date: 2-21-08 Sampling Time: 1040 Depth to Water: 10.30 (street)

Sample I.D.: S-4 Laboratory: STL Other: CalScience

Analyzed for: TPH-G BTEX MTBE TPH-D Other: _____

EB I.D. (if applicable): _____ @ _____ Time Duplicate I.D. (if applicable): _____

Analyzed for: TPH-G BTEX MTBE TPH-D Other: _____

D.O. (if req'd):	Pre-purge:	mg/L	Post-purge:	mg/L
O.R.P. (if req'd):	Pre-purge:	mV	Post-purge:	mV

SHELL WELL MONITORING DATA SHEET

BTS #: <u>080221-0W-1</u>	Site: <u>999 San Pablo Ave</u>
Sampler: <u>DW</u>	Date: <u>2-21-08</u>
Well I.D.: <u>S-6</u>	Well Diameter: 2 <u>(3)</u> 4 6 8 _____
Total Well Depth (TD): <u>14.68</u>	Depth to Water (DTW): <u>5.75</u>
Depth to Free Product:	Thickness of Free Product (feet):
Referenced to: <u>PVC</u> Grade	D.O. Meter (if req'd): YSI HACH
DTW with 80% Recharge [(Height of Water Column x 0.20) + DTW]: <u>7.53</u>	

Purge Method: <input checked="" type="checkbox"/> Bailer <input type="checkbox"/> Disposable Bailer <input type="checkbox"/> Positive Air Displacement <input type="checkbox"/> Electric Submersible	Waterra <input type="checkbox"/> Peristaltic <input type="checkbox"/> Extraction Pump Other _____	Sampling Method: <input checked="" type="checkbox"/> Bailer <input type="checkbox"/> Disposable Bailer <input type="checkbox"/> Extraction Port <input type="checkbox"/> Dedicated Tubing Other: _____
---	--	--

$\frac{3.3 \text{ (Gals.)} \times 3}{\text{Specified Volumes}} = \frac{9.9}{\text{Calculated Volume}} \text{ Gals.}$	<table border="1" style="width: 100%; border-collapse: collapse;"> <thead> <tr> <th>Well Diameter</th> <th>Multiplier</th> <th>Well Diameter</th> <th>Multiplier</th> </tr> </thead> <tbody> <tr> <td>1"</td> <td>0.04</td> <td>4"</td> <td>0.65</td> </tr> <tr> <td>2"</td> <td>0.16</td> <td>6"</td> <td>1.47</td> </tr> <tr> <td>3"</td> <td>0.37</td> <td>Other</td> <td>radius² * 0.163</td> </tr> </tbody> </table>	Well Diameter	Multiplier	Well Diameter	Multiplier	1"	0.04	4"	0.65	2"	0.16	6"	1.47	3"	0.37	Other	radius ² * 0.163
Well Diameter	Multiplier	Well Diameter	Multiplier														
1"	0.04	4"	0.65														
2"	0.16	6"	1.47														
3"	0.37	Other	radius ² * 0.163														

Time	Temp (°F)	pH	Cond. (mS or <u>µS</u>)	Turbidity (NTUs)	Gals. Removed	Observations
1051	58.2	6.9	620	>1000	3.3	gray
						well dewatered @ 6 gls.
1057	59.2	7.1	704	>1000		

Did well dewater? Yes No Gallons actually evacuated: 6

Sampling Date: 2-21-08 Sampling Time: 1057 Depth to Water: 11.60 (street)

Sample I.D.: S-6 Laboratory: STL Other: CalScience

Analyzed for: TPH-G BTEX MTBE TPH-D Other: _____

EB I.D. (if applicable): _____ @ _____ Time Duplicate I.D. (if applicable): _____

Analyzed for: TPH-G BTEX MTBE TPH-D Other: _____

D.O. (if req'd):	Pre-purge:	mg/L	Post-purge:	mg/L
O.R.P. (if req'd):	Pre-purge:	mV	Post-purge:	mV

SHELL WELL MONITORING DATA SHEET

BTS #: <u>080221-DW-1</u>	Site: <u>999 San Pablo Ave</u>
Sampler: <u>DW</u>	Date: <u>2-21-08</u>
Well I.D.: <u>S-7</u>	Well Diameter: 2 3 4 6 8 <u> </u>
Total Well Depth (TD): <u>-</u>	Depth to Water (DTW): <u>-</u>
Depth to Free Product:	Thickness of Free Product (feet):
Referenced to: <u>PVC</u> Grade	D.O. Meter (if req'd): YSI HACH
DTW with 80% Recharge [(Height of Water Column x 0.20) + DTW]:	

Purge Method: Bailer Disposable Bailer Positive Air Displacement Electric Submersible	Waterra Peristaltic Extraction Pump Other: _____	Sampling Method: Bailer Disposable Bailer Extraction Port Dedicated Tubing Other: _____
---	--	--

_____ (Gals.) X <u>3</u> = _____ Gals. I Case Volume Specified Volumes Calculated Volume	<table border="1" style="width: 100%; border-collapse: collapse;"> <tr> <th>Well Diameter</th> <th>Multiplier</th> <th>Well Diameter</th> <th>Multiplier</th> </tr> <tr> <td>1"</td> <td>0.04</td> <td>4"</td> <td>0.65</td> </tr> <tr> <td>2"</td> <td>0.16</td> <td>6"</td> <td>1.47</td> </tr> <tr> <td>3"</td> <td>0.37</td> <td>Other</td> <td>radius² * 0.163</td> </tr> </table>	Well Diameter	Multiplier	Well Diameter	Multiplier	1"	0.04	4"	0.65	2"	0.16	6"	1.47	3"	0.37	Other	radius ² * 0.163
Well Diameter	Multiplier	Well Diameter	Multiplier														
1"	0.04	4"	0.65														
2"	0.16	6"	1.47														
3"	0.37	Other	radius ² * 0.163														

Time	Temp (°F)	pH	Cond. (mS or µS)	Turbidity (NTUs)	Gals. Removed	Observations
						<u>We'll paved over. No samples</u>

Did well dewater? Yes <input checked="" type="checkbox"/> No <input type="checkbox"/>	Gallons actually evacuated: _____
Sampling Date: <u>2-21-08</u>	Sampling Time: _____ Depth to Water: _____
Sample I.D.: <u>S-</u>	Laboratory: STL Other <u>CalScience</u>
Analyzed for: <u>TPH-S</u> <u>BTEX</u> <u>MTBE</u> TPH-D Other: _____	
EB I.D. (if applicable): _____ @ _____ Time	Duplicate I.D. (if applicable): _____
Analyzed for: TPH-G BTEX MTBE TPH-D Other: _____	
D.O. (if req'd): Pre-purge: _____ mg/L	Post-purge: _____ mg/L
O.R.P. (if req'd): Pre-purge: _____ mV	Post-purge: _____ mV

SHELL WELL MONITORING DATA SHEET

BTS #: <u>080221-DW-1</u>	Site: <u>999 San Pablo Ave</u>
Sampler: <u>DW</u>	Date: <u>2-21-08</u>
Well I.D.: <u>S-8</u>	Well Diameter: 2 3 <u>(4)</u> 6 8 _____
Total Well Depth (TD): <u>-</u>	Depth to Water (DTW): <u>9.11</u>
Depth to Free Product: <u>9.08</u>	Thickness of Free Product (feet): <u>.03</u>
Referenced to: <u>PVC</u> Grade	D.O. Meter (if req'd): YSI HACH
DTW with 80% Recharge [(Height of Water Column x 0.20) + DTW]:	

Purge Method: Bailer Disposable Bailer Positive Air Displacement Electric Submersible Waterra Peristaltic Extraction Pump Other _____

Sampling Method: Bailer Disposable Bailer Extraction Port Dedicated Tubing Other: _____

_____ (Gals.) X <u>3</u> = _____ Gals. 1 Case Volume Specified Volumes Calculated Volume	<table border="1" style="width: 100%; border-collapse: collapse;"> <thead> <tr> <th>Well Diameter</th> <th>Multiplier</th> <th>Well Diameter</th> <th>Multiplier</th> </tr> </thead> <tbody> <tr> <td>1"</td> <td>0.04</td> <td>4"</td> <td>0.65</td> </tr> <tr> <td>2"</td> <td>0.16</td> <td>6"</td> <td>1.47</td> </tr> <tr> <td>3"</td> <td>0.37</td> <td>Other</td> <td>radius² * 0.163</td> </tr> </tbody> </table>	Well Diameter	Multiplier	Well Diameter	Multiplier	1"	0.04	4"	0.65	2"	0.16	6"	1.47	3"	0.37	Other	radius ² * 0.163
Well Diameter	Multiplier	Well Diameter	Multiplier														
1"	0.04	4"	0.65														
2"	0.16	6"	1.47														
3"	0.37	Other	radius ² * 0.163														

Time	Temp (°F)	pH	Cond. (mS or µS)	Turbidity (NTUs)	Gals. Removed	Observations
						<u>Bailed ~ 75 ml SPH from well. No samples</u>

Did well dewater? Yes No Gallons actually evacuated: _____

Sampling Date: 2-21-08 Sampling Time: _____ Depth to Water: _____

Sample I.D.: S-8 Laboratory: STL Other CalScience

Analyzed for: TPH-G BTEX MTBE TPH-D Other: _____

EB I.D. (if applicable): _____ @ _____ time Duplicate I.D. (if applicable): _____

Analyzed for: TPH-G BTEX MTBE TRH-D Other: _____

D.O. (if req'd):	Pre-purge:	mg/L	Post-purge:	mg/L
O.R.P. (if req'd):	Pre-purge:	mV	Post-purge:	mV

SHELL WELL MONITORING DATA SHEET

BTS #: <u>080221-0W-1</u>	Site: <u>999 San Pablo Ave</u>
Sampler: <u>DW</u>	Date: <u>2-21-08</u>
Well I.D.: <u>S-9</u>	Well Diameter: <u>3</u> 3 4 6 8 _____
Total Well Depth (TD): <u>15.87</u>	Depth to Water (DTW): <u>7.36</u>
Depth to Free Product:	Thickness of Free Product (feet):
Referenced to: <u>PVC</u> Grade	D.O. Meter (if req'd): YSI HACH
DTW with 80% Recharge [(Height of Water Column x 0.20) + DTW]: <u>9.06</u>	

Purge Method: <input checked="" type="checkbox"/> Bailer <input type="checkbox"/> Disposable Bailer <input type="checkbox"/> Positive Air Displacement <input type="checkbox"/> Electric Submersible	Waterra <input type="checkbox"/> Peristaltic <input type="checkbox"/> Extraction Pump <input type="checkbox"/> Other _____	Sampling Method: <input checked="" type="checkbox"/> Bailer <input type="checkbox"/> Disposable Bailer <input type="checkbox"/> Extraction Port <input type="checkbox"/> Dedicated Tubing Other: _____
---	---	--

$\frac{1.4}{1 \text{ Case Volume}} (\text{Gals.}) \times \frac{3}{\text{Specified Volumes}} = \frac{4.2}{\text{Calculated Volume}} \text{ Gals.}$	<table border="1" style="width: 100%; border-collapse: collapse; font-size: small;"> <tr> <th>Well Diameter</th> <th>Multiplier</th> <th>Well Diameter</th> <th>Multiplier</th> </tr> <tr> <td>1"</td> <td>0.04</td> <td>4"</td> <td>0.65</td> </tr> <tr> <td>2"</td> <td>0.16</td> <td>6"</td> <td>1.47</td> </tr> <tr> <td>3"</td> <td>0.37</td> <td>Other</td> <td>radius² * 0.163</td> </tr> </table>	Well Diameter	Multiplier	Well Diameter	Multiplier	1"	0.04	4"	0.65	2"	0.16	6"	1.47	3"	0.37	Other	radius ² * 0.163
Well Diameter	Multiplier	Well Diameter	Multiplier														
1"	0.04	4"	0.65														
2"	0.16	6"	1.47														
3"	0.37	Other	radius ² * 0.163														

Time	Temp (°F)	pH	Cond. (mS or <u>µS</u>)	Turbidity (NTUs)	Gals. Removed	Observations
<u>0849</u>	<u>61.0</u>	<u>6.7</u>	<u>500</u>	<u>341</u>	<u>1.4</u>	
<u>0851</u>	<u>62.1</u>	<u>6.7</u>	<u>497</u>	<u>682</u>	<u>2.8</u>	
<u>0853</u>	<u>62.4</u>	<u>6.6</u>	<u>498</u>	<u>791</u>	<u>4.2</u>	

Did well dewater? Yes No Gallons actually evacuated: 4.2

Sampling Date: 2-21-08 Sampling Time: 0858 Depth to Water: 12.12 (street)

Sample I.D.: S-9 Laboratory: STL Other CalScience

Analyzed for: TPH-G BTEX MTBE TPH-D Other: _____

EB I.D. (if applicable): _____ @ _____ Time Duplicate I.D. (if applicable): _____

Analyzed for: TPH-G BTEX MTBE TPH-D Other: _____

D.O. (if req'd):	Pre-purge:	mg/L	Post-purge:	mg/L
O.R.P. (if req'd):	Pre-purge:	mV	Post-purge:	mV

SHELL WELLHEAD INSPECTION FORM

(FOR SAMPLE TECHNICIAN)

Site Address 999 San Pablo Ave, Albany Date 1/29/08
 Job Number 080124-KFI Technician KF Page 1 of 1

Well ID	Well Inspected - No Corrective Action Required	Well Box Meets Compliance Requirements *See Below	Water Bailed From Wellbox	Cap Replaced	Lock Replaced	Well Not Inspected (explain in notes)	New Deficiency Identified	Previously Identified Deficiency Persists	Notes
S-8	X	X							

*Well box must meet all three criteria to be compliant: 1) WELL IS SECURABLE BY DESIGN (12" or less) 2) WELL IS MARKED WITH THE WORDS "MONITORING WELL" (12" or less) 3) WELL TAG IS PRESENT, SECURE, AND CORRECT

Notes: _____

SHELL WELL MONITORING DATA SHEET

BTS #: 080124-KF1	Site: 999 San Pablo
Sampler: KF	Date: 1/24/08
Well I.D.: 5-8	Well Diameter: 2 3 ④ 6 8 _____
Total Well Depth (TD): _____	Depth to Water (DTW): 9.61
Depth to Free Product: 9.53	Thickness of Free Product (feet): 0.08
Referenced to: <u>PVE</u> Grade	D.O. Meter (if req'd): YSI HACH
DTW with 80% Recharge [(Height of Water Column x 0.20) + DTW]:	

Purge Method: Bailer Disposable Bailer Positive Air Displacement Electric Submersible	Waterra Peristaltic Extraction Pump Other _____	Sampling Method: Bailer Disposable Bailer Extraction Port Dedicated Tubing Other: _____
---	--	--

_____ (Gals.) X _____ = _____ Gals. 1 Case Volume Specified Volumes Calculated Volume	<table border="1" style="width: 100%; border-collapse: collapse;"> <tr> <th>Well Diameter</th> <th>Multiplier</th> <th>Well Diameter</th> <th>Multiplier</th> </tr> <tr> <td>1"</td> <td>0.04</td> <td>4"</td> <td>0.65</td> </tr> <tr> <td>2"</td> <td>0.16</td> <td>6"</td> <td>1.47</td> </tr> <tr> <td>3"</td> <td>0.37</td> <td>Other</td> <td>radius² * 0.163</td> </tr> </table>	Well Diameter	Multiplier	Well Diameter	Multiplier	1"	0.04	4"	0.65	2"	0.16	6"	1.47	3"	0.37	Other	radius ² * 0.163
Well Diameter	Multiplier	Well Diameter	Multiplier														
1"	0.04	4"	0.65														
2"	0.16	6"	1.47														
3"	0.37	Other	radius ² * 0.163														

Time	Temp (°F)	pH	Cond. (mS or µS)	Turbidity (NTUs)	Gals. Removed	Observations
						200 ml SPH removed

Did well dewater? Yes No	Gallons actually evacuated: _____
Sampling Date: _____	Sampling Time: _____
Sample I.D.: _____	Depth to Water: _____
Laboratory: STL Other _____	
Analyzed for: TPH-G BTEX MTBE TPH-D Other: _____	
EB I.D. (if applicable): _____ @ _____ Time	Duplicate I.D. (if applicable): _____
Analyzed for: TPH-G BTEX MTBE TPH-D Other: _____	
D.O. (if req'd): Pre-purge: _____ mg/L	Post-purge: _____ mg/L
O.R.P. (if req'd): Pre-purge: _____ mV	Post-purge: _____ mV

WELL GAUGING DATA

Project # 071211-KF1 Date 12/11/07 Client Shelle

Site 999 San Pablo Ave , Albany

Well ID	Time	Well Size (in.)	Sheen / Odor	Depth to Immiscible Liquid (ft.)	Thickness of Immiscible Liquid (ft.)	Volume of Immiscibles Removed (ml)	Depth to water (ft.)	Depth to well bottom (ft.)	Survey Point: TOB or TOC	Notes
S-8	1336	4	✓	10.46	0.15	369ml	10.61	NM	TOC	

SHELL WELL MONITORING DATA SHEET

BTS #: 070 071211-KF1	Site: 999 San Pablo Ave.
Sampler: KF	Date: 12/11/07
Well I.D.: S-8	Well Diameter: 2 3 <u>4</u> 6 8
Total Well Depth (TD): —	Depth to Water (DTW): 10.61
Depth to Free Product: 10.46	Thickness of Free Product (feet): 0.15
Referenced to: <u>PVC</u> Grade	D.O. Meter (if req'd): YSI HACH
DTW with 80% Recharge [(Height of Water Column x 0.20) + DTW]:	

Purge Method: ~~Bailer
Disposable Bailer
Positive Air Displacement
Electric Submersible~~ ~~Water
Peristaltic
Extraction Pump
Other~~ Sampling Method: ~~Bailer
Disposable Bailer
Extraction Port
Dedicated Tubing~~ Other: _____

_____ (Gals.) X _____ = _____ Gals. 1 Case Volume Specified Volumes Calculated Volume	<table border="1" style="width: 100%; border-collapse: collapse;"> <thead> <tr> <th>Well Diameter</th> <th>Multiplier</th> <th>Well Diameter</th> <th>Multiplier</th> </tr> </thead> <tbody> <tr> <td>1"</td> <td>0.04</td> <td>4"</td> <td>0.65</td> </tr> <tr> <td>2"</td> <td>0.16</td> <td>6"</td> <td>1.47</td> </tr> <tr> <td>3"</td> <td>0.37</td> <td>Other</td> <td>radius² * 0.163</td> </tr> </tbody> </table>	Well Diameter	Multiplier	Well Diameter	Multiplier	1"	0.04	4"	0.65	2"	0.16	6"	1.47	3"	0.37	Other	radius ² * 0.163
Well Diameter	Multiplier	Well Diameter	Multiplier														
1"	0.04	4"	0.65														
2"	0.16	6"	1.47														
3"	0.37	Other	radius ² * 0.163														

Time	Temp (°F)	pH	Cond. (mS or µS)	Turbidity (NTUs)	Gals. Removed	Observations
1342	removed		~ 369 ml SPH		w/ 3 gal H ₂ O	
	to onsite drum,					

Did well dewater? Yes No Gallons actually evacuated: _____

Sampling Date: _____ Sampling Time: _____ Depth to Water: _____

Sample I.D.: _____ Laboratory: STL Other: _____

Analyzed for: TPH-G BTEX MTBE TPH-D Other: _____

EB I.D. (if applicable): _____ @ _____ Time Duplicate I.D. (if applicable): _____

Analyzed for: TPH-G BTEX MTBE TPH-D Other: _____

D.O. (if req'd):	Pre-purge:	mg/L	Post-purge:	mg/L
O.R.P. (if req'd):	Pre-purge:	mV	Post-purge:	mV