



HAGEMAN-AGUIAR, INC.

Underground Contamination Investigations, Groundwater Consultants, Environmental Engineering

11-11-94
ST. JULIUS 7/20/94

July 20, 1994

REPORT OF
QUARTERLY GROUNDWATER SAMPLING

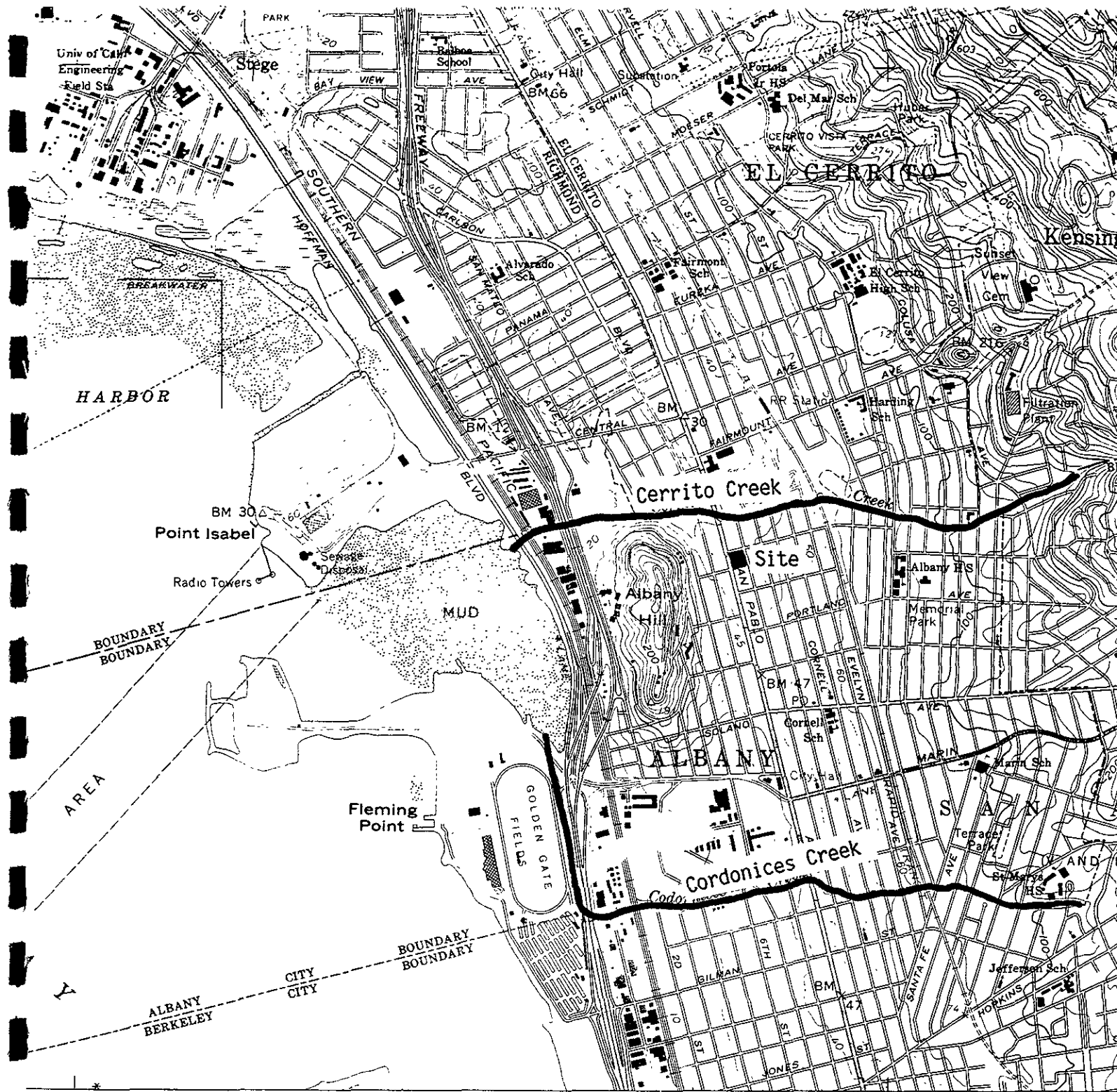
SH

GRANHOLT SHEET METAL
501 San Pablo Avenue
Albany, CA

On June 20, 1994, the one on-site monitoring well was sampled for the laboratory analysis for dissolved petroleum constituents. The location of the site is shown in Figure 1 (site location map).

Monitoring Well Sampling and Laboratory Analysis

On June 20, 1994, the one on-site well was purged, and groundwater samples were subsequently collected. The location of the monitoring well is shown in Figure 2 (site map). Prior to groundwater sampling, the well was purged by bailing several casing volumes of water. Field conductivity, temperature, and pH parameters were recorded during the purging process. As the well purging proceeded, the three parameters were monitored. Purging continued until readings appeared to have reasonably stabilized. After the water level in the well had attained 80% or more of the original static water level, a groundwater sample was collected using a clean teflon bailer. The water sample was placed inside



SCALE 1:24,000




Figure 1.
Site Location Map.

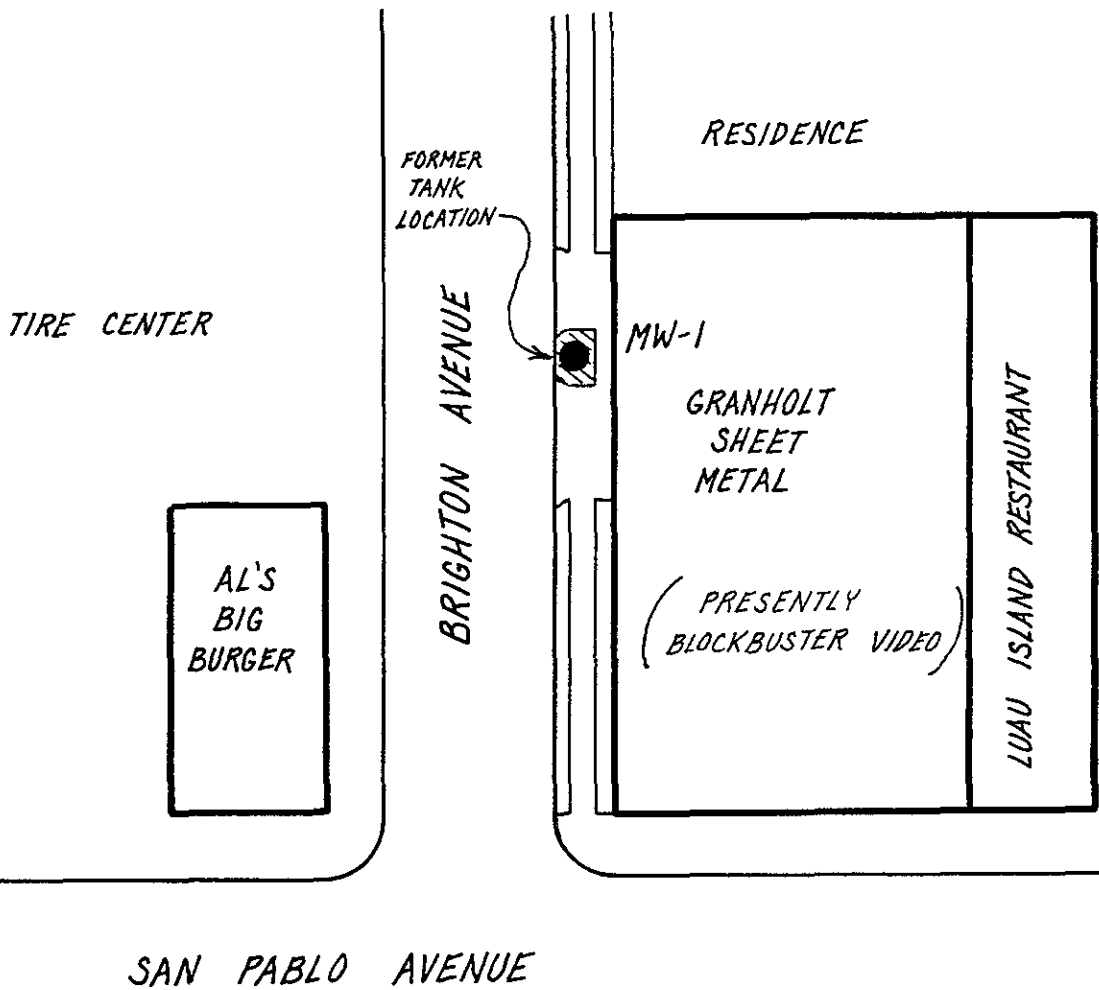


FIGURE 2.
Site Map.

appropriate 40-mL VOA vials free of any headspace. The samples were immediately placed on ice, then transported under chain-of-custody to the laboratory at the end of the work day.

At the time the monitoring well was sampled, the following information was recorded in the field: 1) depth-to-water prior to purging, using an electrical well sounding tape, 2) identification of any floating product, sheen, or odor prior to purging, using a clear teflon bailer, 3) sample pH, 4) sample temperature, and 5) specific conductance of the sample. A copy of the well sampling log is included as Attachment A.

All analyses were conducted by a California State DOHS certified laboratory in accordance with EPA recommended procedures. All groundwater samples were analyzed for Total Petroleum Hydrocarbons as Gasoline, and Benzene, Toluene, Ethylbenzene, and Total Xylenes (BTEX).

Water Level Measurement

The shallow groundwater elevation in MW-1 was measured as 9.62 feet below ground surface on June 20, 1994.

Laboratory Results

Table 1 presents the results of the laboratory analysis for TPH and BTXE of the groundwater samples collected from monitoring well MW-1.

For this round of sampling, no detectable concentration of

Table 1.
Groundwater Sampling Results

Well	Date	TPH as Gasoline (ug/L)	Benzene (ug/L)	Toluene (ug/L)	Ethylbenzene (ug/L)	Total Xylenes (ug/L)
MW-1	06-12-90	770	3.0	ND	3.0	4.0
	02-01-91	740	92	7.0	2.7	3.2
	06-03-91	ND	ND	ND	ND	ND
	12-17-91	560	8.3	11	8.1	61
	03-06-92	700	6.0	9.9	22	40
	05-28-92	1,000	4.2	5.1	15	30
	08-31-92	1,600	13	12	27	57
	12-07-92	4,900	12	16	35	130
	03-22-93	3,900	8.2	8.5	17	42
	06-04-93	1,600	0.9	1.6	1.8	4.2
	09-24-93	1,400	3.3	3.7	7.3	17
	12-15-93	1,400	1.8	2.0	4.8	17
	03-11-94	670	5.0	4.9	2.7	30
	06-20-94	ND	ND	ND	ND	ND
	Detection Limit		50	0.5	0.5	0.5


ND = not detected

dissolved Gasoline was detected in the shallow groundwater sample. In addition, no detectable concentrations of dissolved Benzene, Toluene, Ethylbenzene, and Total Xylenes were detected in the shallow groundwater sample.

A copy of the laboratory certificate for the water sample analyses is included as Attachment B.

REPORT OF QUARTERLY GROUNDWATER SAMPLING
GRANHOLT SHEET METAL
501 San Pablo Avenue, Albany, CA

July 20, 1994



Gary Aguiar

EXP. 9-30-95
RCE 34262

Gerard F. Aarons 7/20/94
Gerard F. Aarons Geologist

ATTACHMENT A

WELL SAMPLING LOG

WELL SAMPLING LOG

Project/No. GRANHOLT SHEET METAL Page 1 of 1

Site Location ALBANY, CA

Date 6-20-94

Well No. MW 1

Time Began 1455

Weather CLEAR / 70°F

Completed 1530

EVACUATION DATA

Description of Measuring Point (MP) WELL BOX AT GRADE

Total Sounded Depth of Well Below MP 14.91

- Depth to Water Below MP 9.62

Diameter
of Casing 2"

= Water Column in Well 5.29

Gallons in Casing 0.8 + Annular Space 3.1 = Total Gallons 3.9
(30% porosity) (x4 = 15.8)

Gallons Pumped Prior to Sampling 16

Evacuation Method PVC BAULER

SAMPLING DATA / FIELD PARAMETERS

Inspection for Free Product: NONE DETECTED
(thickness to 0.1 inch, if any)

	<u>1455</u>	<u>1506</u>	<u>1515</u>	<u>1522</u>
Time				
Gals Removed	<u>0</u>	<u>5</u>	<u>11</u>	<u>16</u>
Temperature	<u>19.3</u>	<u>19.2</u>	<u>19.1</u>	<u>19.0</u>
Conductivity	<u>700</u>	<u>700</u>	<u>600</u>	<u>550</u>
pH	<u>7.2</u>	<u>7.1</u>	<u>6.9</u>	<u>6.8</u>
Color / Odor	<u>CLR/CLR</u>	<u>BRN/CLR</u>	<u>BRN/CLR</u>	<u>BRN/CLR</u>
Turbidity	<u>LOW</u>	<u>HIGH</u>	<u>HIGH</u>	<u>HIGH</u>

Comments: NONE

ATTACHMENT B

ANALYTICAL RESULTS: GROUNDWATER



PRIORITY ENVIRONMENTAL LABS

Precision Environmental Analytical Laboratory

June 27, 1994

PEL # 9406098

HAGEMAN-AGUIAR, INC.

Attn: Jeffrey Roth

Re: One water sample for Gasoline/BTEX analysis.

Project name: Granholt Sheet Metal

Project location: San Pablo Blvd., - Albany, CA

Date sampled: Jun 20, 1994


Date submitted: Jun 23, 1994

Date extracted: Jun 26, 1994

Date analyzed: Jun 26, 1994

RESULTS:

SAMPLE I.D.	Gasoline (ug/L)	Benzene (ug/L)	Toluene (ug/L)	Ethyl Benzene (ug/L)	Total Xylenes (ug/L)
MW1	N.D.	N.D.	N.D.	N.D.	N.D.
Blank	N.D.	N.D.	N.D.	N.D.	N.D.
Spiked Recovery	95.4%	84.9%	97.9%	117.3%	104.9%
Detection limit	50	0.5	0.5	0.5	0.5
Method of Analysis	5030 / 8015	602	602	602	602


David Duong
Laboratory Director

PEL # 9406098

INV # 24930

CHAIN OF CUSTODY RECORD

PROJECT NAME AND ADDRESS <i>GRANHOLI SHEET METAL</i>					SAMPLER: (Signature) <i>[Signature]</i>					ANALYSIS REQUESTED <i>TPH GAS TESTS</i>					
<i>SAN PABLO BLVD</i>					HAGEMAN - AGUIAR, INC. 3732 Mt. Diablo Blvd., Suite 372 Lafayette, CA 94549 (415)284-1661 (415)284-1664 (FAX)										
<i>ALBANY, CA</i>															
CROSS REFERENCE NUMBER	DATE	TIME	SOIL	WATER	STATION LOCATION									REMARKS	
<i>MIN 1</i>	<i>6-20-94</i>	<i>1530</i>		<i>X</i>	<i>MONITOR WELL # 1</i>		<i>X</i>							<i>NORM TAT</i>	
RELINQUISHED BY: (Signature) <i>[Signature]</i>					DATE <i>6-23-94</i>					RECEIVED BY: (Signature)					DATE
					TIME <i>0955</i>										TIME
RELINQUISHED BY: (Signature)					DATE					RECEIVED BY: (Signature)					DATE
					TIME										TIME
RELINQUISHED BY: (Signature)					DATE					RECEIVED BY: (Signature)					DATE
					TIME										TIME
RELINQUISHED BY: (Signature)					DATE					RECEIVED FOR LABORATORY BY: (Signature) <i>[Signature]</i>					DATE <i>6/23/94</i>
					TIME										TIME <i>9:55 AM</i>