



HAGEMAN-AGUIAR, INC.

Underground Contamination Investigations, Groundwater Consultants, Environmental Engineering

June 10, 1993

**REPORT OF
QUARTERLY GROUNDWATER SAMPLING**

**GRANHOLT SHEET METAL
501 San Pablo Avenue
Albany, CA**

1756
SM

On June 4, 1993, the one on-site monitoring well was sampled for the laboratory analysis for dissolved petroleum constituents. The location of the site is shown in Figure 1 (site location map).

Monitoring Well Sampling and Laboratory Analysis

On June 4, 1993, the one on-site well was purged, and groundwater samples were subsequently collected. The location of the monitoring well is shown in Figure 2 (site map). Prior to groundwater sampling, the well was purged by bailing several casing volumes of water. Field conductivity, temperature, and pH meters were present on-site during the monitoring well sampling. As the purging process proceeded, the three parameters were monitored. Purging continued until readings appeared to have reasonably stabilized. After the



SCALE 1:24 000

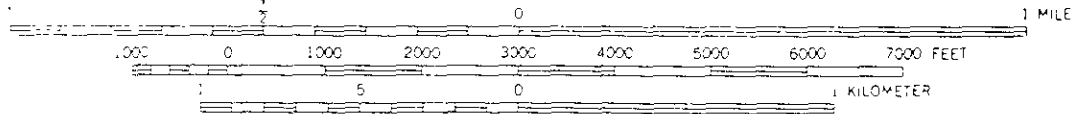


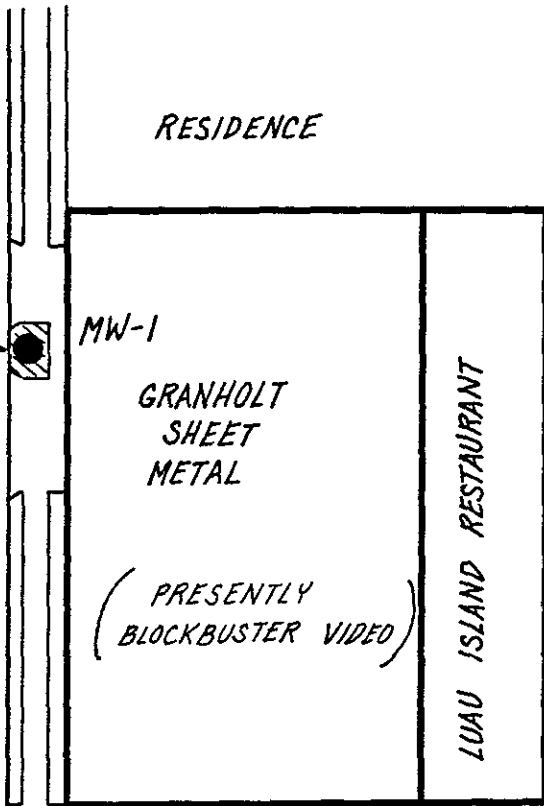
Figure 1.
Site Location Map.

TIRE CENTER



FORMER
TANK
LOCATION

BRIGHTON AVENUE



SAN PABLO AVENUE




FIGURE 2.
Site Map.

water level in the well had attained 80% or more of the original static water level, a groundwater sample was collected using a clean teflon bailer. The water sample was placed inside appropriate 40 mL VOA vials free of any headspace. The samples were immediately placed on ice, then transported under chain-of-custody to the laboratory at the end of the work day.

At the time the monitoring well was sampled, the following information was recorded in the field: 1) depth-to-water prior to purging, using an electrical well sounding tape, 2) identification of any floating product, sheen, or odor prior to purging, using a clear teflon bailer, 3) sample pH, 4) sample temperature, and 5) specific conductance of the sample. A copy of the well sampling log is included as Attachment A.

All analyses were conducted by a California State DOHS certified laboratory in accordance with EPA recommended procedures. All groundwater samples were analyzed for Total Petroleum Hydrocarbons as Gasoline, and Benzene, Toluene, Ethylbenzene, and Total Xylenes (BTEX).

Water Level Measurement.

The shallow groundwater elevation in MW-1 was measured as 9.54 feet below ground surface on June 4, 1993.

Laboratory Results.

Table 1 presents the results of the laboratory analysis for TPH and BTXE of the groundwater samples collected from monitoring well MW-1.

For this round of sampling, dissolved Gasoline was detected in the one shallow groundwater sample at a concentration of 1,600 $\mu\text{g/L}$ (ppb). In addition, dissolved Benzene, Toluene, Ethylbenzene, and Total Xylenes were detected at concentrations of 0.9 $\mu\text{g/L}$ (ppb), 1.6 $\mu\text{g/L}$ (ppb), 1.8 $\mu\text{g/L}$ (ppb) and 4.2 $\mu\text{g/L}$ (ppb), respectively.

A copy of the laboratory certificate for the water sample analyses is included as Attachment B.

Table 1.
Groundwater Sampling Results

Well	Date	TPH as Gasoline (ug/L)	Benzene (ug/L)	Toluene (ug/L)	Ethyl-benzene (ug/L)	Total Xylenes (ug/L)
MW-1	06-12-90	770	3.0	ND	3.0	4.0
	02-01-91	740	92	7.0	2.7	3.2
	06-03-91	ND	ND	ND	ND	ND
	12-17-91	560	8.3	11	8.1	61
	03-06-92	700	6.0	9.9	22	40
	05-28-92	1,000	4.2	5.1	15	30
	08-31-92	1,600	13	12	27	57
	12-07-92	4,900	12	16	35	130
	03-22-93	3,900	8.2	8.5	17	42
	06-04-93	1,600	0.9	1.6	1.8	4.2
Detection Limit		50	0.5	0.5	0.5	0.5

ND = not detected

REPORT OF QUARTERLY GROUNDWATER SAMPLING
GRANHOLT SHEET METAL
501 San Pablo Avenue, Albany, CA

June 10, 1993

EXP. 9-30-95

Gary Aguiar

ROE 34262

Rick Milelli Env. Engineer

ATTACHMENT A

WELL SAMPLING LOG

WELL SAMPLING LOG

Project/No. GRANHOLT Page 1 of 1
 Site Location SAN PABLO AVE. RICHMOND, CA Date 6-4-93
 Well No. MW 1 Time Began 1125
 Weather LT. RAIN / 60°F Completed 1215

EVACUATION DATA

Description of Measuring Point (MP) WELL BOX AT GRADE
 Total Sounded Depth of Well Below MP 12.10
 - Depth to Water Below MP 9.54 Diameter of Casing 2"
 = Water Column in Well 2.56
 Gallons in Casing 0.41 + Annular Space 1.6 = Total Gallons 2.0
 (30% porosity) (x4 = 8.0)
 Gallons Pumped Prior to Sampling 8
 Evacuation Method PVC BAILER

SAMPLING DATA / FIELD PARAMETERS

Inspection for Free Product: NONE DETECTED
 (thickness to 0.1 inch, if any)

	<u>1125</u>	<u>1130</u>	<u>1148</u>	<u>1205</u>
Time				
Gals Removed	<u>0</u>	<u>3</u>	<u>6</u>	<u>8</u>
Temperature	<u>18.9</u>	<u>18.5</u>	<u>18.6</u>	<u>18.5</u>
Conductivity	<u>800</u>	<u>700</u>	<u>650</u>	<u>600</u>
pH	<u>7.4</u>	<u>6.9</u>	<u>7.1</u>	<u>7.1</u>
Color / Odor	<u>CLR/HK</u>	<u>BRN/HK</u>	<u>BRN/HK</u>	<u>BRN/HK</u>
Turbidity	<u>LOW</u>	<u>HIGH</u>	<u>HIGH</u>	<u>HIGH</u>

Comments: NONE

ATTACHMENT B

ANALYTICAL RESULTS: GROUNDWATER



PRIORITY ENVIRONMENTAL LABS

Precision Environmental Analytical Laboratory

June 09, 1993

PEL # 9306020

HAGEMAN - AGUIAR, INC.

Attn: Jeffrey Roth

Re: One water sample for Gasoline/BTEX analysis.

Project name: Granholt Sheet Metal

Project location: San Pablo Blvd., - Albany, CA.

Date sampled: Jun 04, 1993


Date submitted: Jun 08, 1993

Date extracted: June 08, 1993

Date analyzed: Jun 08, 1993

RESULTS:

SAMPLE I.D.	Gasoline (ug/L)	Benzene (ug/L)	Toluene (ug/L)	Ethyl Benzene (ug/L)	Total Xylenes (ug/L)
MW 1	1600	0.9	1.6	1.8	4.2
Blank	N.D.	N.D.	N.D.	N.D.	N.D.
Spiked Recovery	92.1%	93.5%	91.4%	92.8%	102.0%
Detection limit	50	0.5	0.5	0.5	0.5
Method of Analysis	5030 / 8015	602	602	602	602


David Duong
Laboratory Director

PEL # 9306020

CHAIN OF CUSTODY RECORD

INV # 23675

PROJECT NAME AND ADDRESS <i>GREENWICH SHEET METAL</i> <i>SAN PABLO BLVD.</i> <i>ALBANY, CA</i>				SAMPLER: (Signature) <i>[Signature]</i>		ANALYSIS REQUESTED <i>TPH GAS</i> <i>PTX</i>					
				HAGEMAN - AGUIAR, INC. 3732 Mt. Diablo Blvd., Suite 372 Lafayette, CA 94549 (415)284-1661 (415)284-1664 (FAX)							
CROSS REFERENCE NUMBER	DATE	TIME	SOIL	WATER	STATION LOCATION					REMARKS	
<i>MW 1</i>	<i>6/4/93</i>	<i>1215</i>		<i>X</i>	<i>MONITORING WELL #1</i>	<i>X</i>	<i>X</i>				<i>Norm TAT</i>
RELINQUISHED BY: (Signature) <i>[Signature]</i>				DATE <i>6/6/93</i> TIME <i>1505</i>		RECEIVED BY: (Signature)				DATE TIME	
RELINQUISHED BY: (Signature)				DATE TIME		RECEIVED BY: (Signature)				DATE TIME	
RELINQUISHED BY: (Signature)				DATE TIME		RECEIVED BY: (Signature)				DATE TIME	
RELINQUISHED BY: (Signature)				DATE TIME		RECEIVED FOR LABORATORY BY: (Signature) <i>[Signature]</i>				DATE <i>6/8/93</i> TIME <i>15.05</i>	