



March 31, 2003

Alameda County
APR 04 2003
Environmental Health

Mr. Barney Chan
Alameda County Health Care Services Agency
1131 Harbor Bay Parkway, Suite 250
Alameda, CA 94502

**Re: First Quarter 2003 Status Report
ARCO Service Station # 2035
1001 San Pablo Avenue
Albany, California
URS Project #38486169**

Dear Mr. Chan:

On behalf of Atlantic Richfield Company (ARCO-an affiliated company of the Group Environmental Management Company), URS Corporation (URS) is submitting the *First Quarter 2003 Status Report* for the ARCO Service Station #2035, located at 1001 San Pablo Avenue, Albany, California.

If you have any questions regarding this submission, please call at (510) 874-3280.

Sincerely,

URS CORPORATION

Scott Robinson
Project Manager

Enclosure: First Quarter 2003 Status Report

cc: Mr. Paul Supple, ARCO, PO Box 6549 Moraga, CA 94570
Muriel & Emile Turpin, Trustees, 957 Arlington Avenue, Berkeley, CA 94707
Mr. Robert Cave, BAAQMD-Permit Division, 939 Ellis Street, San Francisco, CA 94109
Barbara & James A. Lestrangle, Property Owners, 6 La Canada Court, St. Helena, CA 94575

Date: March 31, 2003
Quarter: 1Q 03

ATLANTIC RICHFIELD COMPANY QUARTERLY STATUS REPORT

Facility No.: 2035 Address: 1001 San Pablo Avenue, Albany, California
Atlantic Richfield Co. Environmental Engineer: Paul Supple
Consulting Co./Contact Person: URS Corporation / Scott Robinson / (510) 874-3280
Consultant Project No.: 38486169
Primary Agency: Alameda County Health Care Services Agency

WORK PERFORMED THIS QUARTER (First – 2003):

1. No environmental work was conducted at the site during the first quarter 2003.
2. Prepared and submitted 2002 semi-annual groundwater monitoring report.
3. Prepared first quarter 2003 status report.
4. Installed blower for soil vapor extraction (SVE) system, but a filter for the blower is needed before the system can be operated.

WORK PROPOSED FOR NEXT QUARTER (Second – 2003):

1. Perform 2003 semi-annual groundwater monitoring event.
2. Prepare 2003 semi-annual groundwater monitoring report.
3. Operate soil vapor extraction (SVE) and air sparge (AS) remediation systems.

C A M B R I A

June 15, 2001

Mr. Barney Chan
Alameda County Health Care Services Agency
1131 Harbor Bay Parkway, Suite 250
Alameda, California 94502-6577

Re: **ARCO Service Station # 2035**
1001 San Pablo Avenue
Albany, California
Cambria Project #436-1610
StID #3858

JUN 22 2001

Dear Mr. Chan:

On behalf of BP/ARCO, Cambria Environmental Technology, Inc. (Cambria) has prepared this response to your letter dated May 29, 2001. This letter addresses the following issues: MTBE confirmation, sampling and remediation of Shell well S-5, and a list of active remediation wells.

The site is currently on a semi-annual sampling schedule (2nd and 4th quarters). The highest MTBE concentrations in groundwater were confirmed by EPA Method 8260, as part of the second quarter 2001 sampling event performed on May 4, 2001. The results of these analyses will be included in Cambria's Second Quarter 2001 Groundwater Monitoring Report.

Shell Well S-5 was sampled on May 31, 2001 by Shell's contractor and the results will also be included in Cambria's Second Quarter 2001 Groundwater Monitoring Report. Cambria is in the process of evaluating the logistics of including well S-5 into the onsite operating soil vapor extraction and air sparging (SVE/AS) system.

Currently, air sparging is being performed on wells AS-1 and AS-2 and in-well air sparging is being performed on well RW-1. Soil vapor extraction is being performed on wells VW-1 through VW-6, VW-8 and VW-9.

Please call me at (510) 450-1985 if you have any questions or comments.

Sincerely,
Cambria Environmental Technology, Inc.


Ron Scheele RG
Senior Project Manager

Attachments: Figure 1 Site Plan

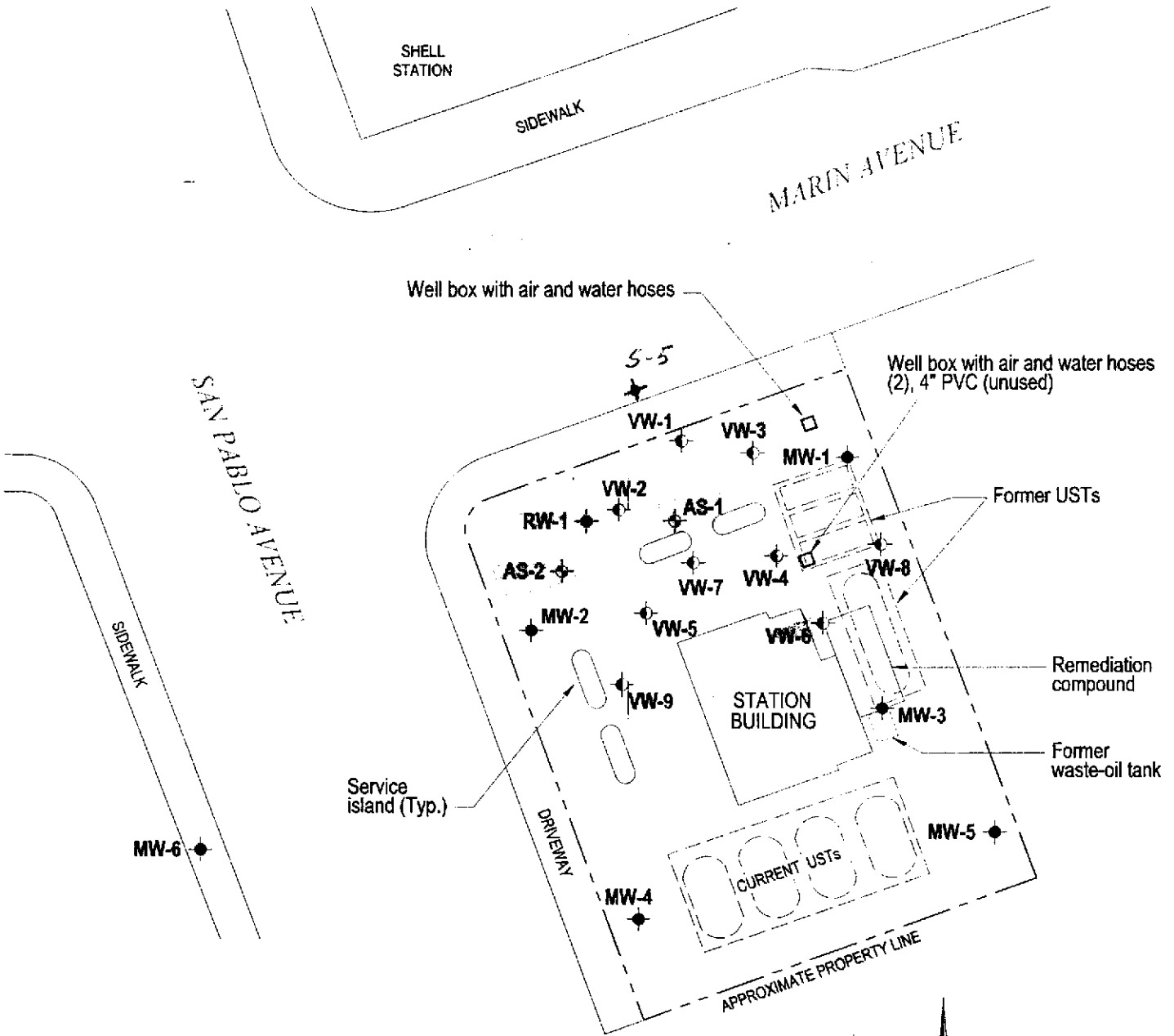
cc: Mr. Paul Supple, BP/ARCO, P.O. Box 6549 Moraga, California 94570
Ms. Karen Petryna, Equiva Services, P.O. Box 7869, Burbank CA 91510-7869

\\SERVER\IR\ARCO\6041\Correspondence\ACHCSA\LetterResponse6-01.doc

Oakland, CA
San Ramon, CA
Sonoma, CA

**Cambria
Environmental
Technology, Inc.**

1144 65th Street
Suite B
Oakland, CA 94608
Tel (510) 420-0700
Fax (510) 420-9170



EXPLANATION

- MW-1 ◆ Monitoring well location
- VW-1 ◆ Vapor extraction well location
- AS-1 ◆ Air sparge well location

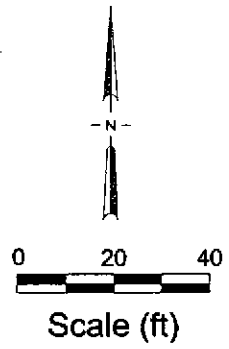


FIGURE 1

H:\ARCO\2035\FIGURES\SITEPLAN.DWG

ARCO Service Station 2035
 1001 San Pablo Avenue
 Albany, California



C A M B R I A

Site Plan

ALAMEDA COUNTY
HEALTH CARE SERVICES



AGENCY
DAVID J. KEARS, Agency Director

ENVIRONMENTAL HEALTH SERVICES
ENVIRONMENTAL PROTECTION
1131 Harbor Bay Parkway, Suite 250
Alameda, CA 94502-6577
(510) 567-6700
FAX (510) 337-9335

May 29, 2001
StID #3858

Mr. Paul Supple
ARCO
P.O. Box 6549
Moraga, CA 94570

Re: ARCO Service Station No. 2035, 1001 San Pablo Ave., Albany, CA 94502

Dear Mr. Supple:

Our office has received and reviewed the **May 11, 2001 Site Status and Remediation System Performance Report First Quarter 2001** prepared by Cambria Environmental. It appears that this report has not addressed the items mentioned in my October 26, 2000 letter to you, copy enclosed. Please note that in this letter, ARCO was requested to confirm any MTBE detected using EPA Method 8260 and take over sampling and remediation in the Shell well, MW-5, on the south side of Marin Ave. In addition, your consultant was to clarify which wells are being used in the SVE/Air Sparge remediation system. The contamination in MW-5 should be included in your remediation plans.

Please provide a written response to these items to insure that your next quarter's activities reflect these understandings.

You may contact me (510) 567-6765 if you have any questions.

Sincerely,

Barney M. Chan
Hazardous Materials Specialist

Enclosure (Mr. Supple)

✓ C: B. Chan, files

Mr. R. Scheele, Cambria Environmental, 6262 Hollis St., Emeryville, CA 94608

Mr. J. Lestrangle, 2421 Dena Way, Calistoga, CA 94515

Ms. K. Petryna, Equiva Services, P.O. Box 7869, Burbank, CA 91510-7869

2-1001SanPablo

ALAMEDA COUNTY
HEALTH CARE SERVICES

AGENCY

DAVID J. KEARS, Agency Director



ENVIRONMENTAL HEALTH SERVICES
ENVIRONMENTAL PROTECTION
1131 Harbor Bay Parkway, Suite 250
Alameda, CA 94502-6577
(510) 567-6700
FAX (510) 337-9335

October 26, 2000
StID # 3858

Mr. Paul Supple
ARCO
P.O. Box 6549
Moraga, CA 94570

Re: ARCO Service Station No. 2035, 1001 San Pablo Ave., Albany, CA 94502

Dear Mr. Supple:

This letter recounts a recent (9/00) conversation I had with Mr. Darryk Ataide of Cambria, your consultant for the above referenced site. We discussed questions that arose after my review of the **August 4, 2000 Second Quarter 2000 Monitoring and Remediation System Performance Report**. I bring these items to your attention to confirm that ARCO concurs with his comments to my questions. The following items were discussed:

- It was agreed that MTBE would be confirmed by EPA Method 8260 on the highest MTBE impacted well reported by EPA Method 8020.
- The Shell well designated MW-5 on the south side of Marin Ave. was determined to be impacted by the ARCO site via Shell's 3/9/00 conduit study. Thus ARCO would take over the sampling and remediation of this well, which has had historically free product.
- Mr. Ataide was going to clarify which wells are included in the SVE & Air Sparge system. Are more wells other than RW-1 being used? If not, how will contamination in MW-5 be dealt with?

Please clarify these items. You may contact me at (510) 567-6765.

Sincerely,

Barney M. Chan
Hazardous Materials Specialist

✓ C: B. Chan, files

Mr. D. Ataide, Cambria, 1144 65th St., Suite B, Oakland CA 94608

Mr. J. Lestrangle, 2421 Dena Way, Calistoga, CA 94515

Ms. K. Petryna, Equiva Services, P.O. Box 7869, Burbank, CA 91510-7869

1001 San Pablo clar

ALAMEDA COUNTY
HEALTH CARE SERVICES

AGENCY
DAVID J. KEARS, Agency Director



ENVIRONMENTAL HEALTH SERVICES

1131 Harbor Bay Parkway, Suite 250
Alameda, CA 94502-6577
(510) 567-6700
(510) 337-9335 (FAX)

September 3, 1999
StID # 3858

Mr. Paul Supple
ARCO Products Co.
P.O. Box 6549
Moraga, CA 94570

Re: ARCO Station No. 2035, 1001 San Pablo Ave., Albany, CA 94706

Dear Mr. Supple:

Our office has received and reviewed the August 24, 1999 Second Quarter 1999 groundwater monitoring report for the above site prepared by the IT Group. In this report, your consultant, Pinnacle, a member of the IT Group, recommends changing the monitoring schedule at this site from quarterly to semi-annually. Based on the decrease of petroleum being removed by the soil-vapor extraction system and the apparent equilibrium conditions of dissolved contaminants, our office approves of this monitoring change. Therefore, monitoring shall occur in the second and fourth quarters of the year.

Our office, however, has the following observations and recommendations:

- Due to the presence of MTBE in the off-site well, MW-6, please confirm any MTBE in MW-6 using a GC/MS method, EPA 8240 or 8260.
- It appears that the dissolved oxygen concentration in the monitoring wells is lower than optimal for aerobic bio-degradation, even in RW-1 where air bubbling is occurring. Please enhance the dissolved oxygen in the northern section of the site. This may require sparging in the air sparge wells or the addition of oxygen or oxygen releasing compound.

Please inform our office how you will increase the dissolved oxygen at the site. You may contact me at (510) 567-6765.

Sincerely,

Barney M. Chan
Hazardous Materials Specialist

C: B. Chan, files

Mr. G. Vander Veen, The IT Group, 2201 Broadway, Suite 101, Oakland CA 94612-3023

Monchg1001SPAve

ALAMEDA COUNTY
HEALTH CARE SERVICES

AGENCY
DAVID J. KEARS, Agency Director



ENVIRONMENTAL HEALTH SERVICES
ENVIRONMENTAL PROTECTION (LOP)
1131 Harbor Bay Parkway, Suite 250
Alameda, CA 94502-6577
(510) 567-6700
FAX (510) 337-9335

May 6, 1999
StID #3858

Mr. Paul Supple
ARCO Products Co.
PO Box 6549
Moraga, CA 94570

Re: ARCO Station No. 2035, 1001 San Pablo Ave., Albany CA 94706

Dear Mr. Supple:

Our office has received and reviewed the quarterly groundwater monitoring report for the first quarter 1999 for the above site as prepared by Pinnacle Environmental Solutions. I have the following observations:

- SVE results indicate that the removal of volatile petroleum hydrocarbons may have reached levels of diminishing return
- Prior to evaluating this site for "low risk" closure, you will need to verify the MTBE concentrations in groundwater using a GC/MS method, EPA 8240 or 8260. I recommend that this verification be done on at least samples from MW-3 and MW-4.
- It appears that you may be able to reduce groundwater monitoring from quarterly to semi-annually without compromising your data.

Please incorporate confirmation of MTBE in your next monitoring event and inform our office if you believe any change in monitoring should be made.

You may contact me at (510) 567-6765 if you have any questions.

Sincerely,

Barney M. Chan
Hazardous Materials Specialist

C: B. Chan, files

Mr. G. VanderVeen, Pinnacle Environmental Solutions, 144-A-Mayhew Way, Walnut Creek
CA 94596

Mon1001SanPablo



EMCON

1921 Ringwood Avenue • San Jose, California 95131-1721 • (408) 453-7300 • Fax (408) 437-9526

70150
March 19, 1997
Project 20805-116.008

Mr. Barney Chan
Alameda County Health Care Services Agency
Department of Environmental Health
1131 Harbor Bay Parkway
Alameda, California 94502

Re: Purge or non-purge sampling procedures


Dear Mr. Chan:

On behalf of ARCO, EMCON has prepared this letter to inform you that we will be sampling wells at ARCO Stations 276 and 2185 in Oakland and 2035 in Albany, California, per the requirements set forth in the San Francisco Bay Regional Water Quality Control Board's letter dated January 31, 1997, regarding utilization of non-purge approach for sampling of monitoring wells impacted by petroleum hydrocarbons, BTEX and MTBE. EMCON will gauge depth to water in each well before sampling to ensure the RWQCB's procedures are met.

If you have questions on the sampling procedures, please call.

Sincerely,

EMCON


John C. Young, R.G.
Project Manager

cc: Paul Supple, ARCO





EMCON

1921 Ringwood Avenue • San Jose, California 95131-1721 • (408) 453-7300 • Fax (408) 437-9526

ENVIRONMENTAL
PROTECTION
96 APR -5 PM 1:07

ROUW
1201 Santa Teresa Ave

RO392
4300 E. 14th Ave

April 2, 1996
Project 20805-120.005

Mr. Mike Whelan
ARCO Products Company
PO Box 612530
San Jose, California 95131

Re: Meeting Minutes from ARCO/ACHCSA Status Meeting, October 25, 1995

Dear Mr. Whelan:

The meeting began at 10:00 with introductions and general discussion. Attending the meeting were Barney Chan and Susan Hugo of Alameda County Health Care Services Agency (ACHCSA); Mike Whelan of ARCO Products Company (ARCO); John Young of EMCON; and Kelly Brown of Pacific Environmental Group (PEG).

GENERAL TOPICS

The first general topic discussed on the agenda was the ASTM's Risk Based Corrective Action "RBCA". Mr. Whelan asked if ACHCSA has attended any workshops on RBCA and the County's general policy on implementation. Ms. Hugo responded that Kevin Graves of the Regional Water Quality Control Board (RWQCB) recently spoke to the ACHCSA group regarding RBCA and that the group has attended several past talks or workshops. Ms. Hugo stated that if a site passes the Tier 1 criteria (the more conservative numbers) the site could be moved towards closure, or if it failed, the site could be evaluated against the Tier 2 criteria or cleaned to meet the Tier 1 criteria. Mr. Chan stated that he already uses the Risk Based Screening Level tables to evaluate sites with dissolved groundwater plumes. It was noted that the several ACHCSA regulators are very receptive to the RBCA approach.

The next topic on the agenda was the State Water Resources Control Board (SWRCB) Resolution 92-49 "Containment Zones" (formerly non-attainment zone). Both Ms. Hugo and Mr. Chan stated that containment zones would typically be implemented on larger sites, such as terminals, industrial areas with commingled plumes and not your standard retail gas station sites. Mr. Whelan stated that ARCO would implement long term verification monitoring instead of formal containment zones and Mr. Chan and Ms. Hugo thought that would be acceptable.



The next general topic was quarterly reporting. Ms. Hugo and Mr. Chan inquired about the frequency and rationale for sampling every well each quarter. Mr. Whelan said a table would be presented to Ms. Hugo with the minutes from the previous ACHCSA meeting that would explain the schedule and rationale for reduced groundwater sampling. Mr. Young and Mr. Whelan briefly discussed the changes that would be made to the upcoming quarterly reports. Mr. Young said that the historical tables and text would be reduced on three of the four quarters to reduce the size and repetitive information presented in each report.

The last general topic on the agenda was the ACHCSA's general approach towards closure. Mr. Chan said it was site specific, on a case by case basis. Once the ACHCSA decides that a site should be closed, a case closure summary form is completed and is submitted to the RWQCB for review and concurrence. Mr. Chan stated that once a site is closed the agency has no authority to review closer reports based on an administrative and financial rule. Additionally, if wells are to be decommissioned, it is at the discretion of the RP.

SITE STATUS

Mr. Brown began by discussing the status of ARCO stations #2107 and #4494. Minutes for these sites were submitted by Mr. Brown under separate cover.

#2035, 1001 San Pablo Avenue, Albany

Ms. Hugo stated that she is the case worker for the Shell station located across Marin Avenue, while Mr. Chan handles the ARCO site. Ms. Hugo said that Shell had some concern regarding the observed floating in their off-site well S-5. A Shell site plan was spread out displaying the location of the Shell well in regards to the ARCO site. Ms. Hugo asked if ARCO and Shell had a working relationship. Mr. Whelan stated that they would be willing to work with Shell. Mr. Young asked Ms. Hugo if she could contact Shell and see if EMCON could access their well. Ms. Hugo said she would ask Shell Oil.

Mr. Young displayed a site plan and explained the historic source removal performed at the site. The UST's were removed in July/August 1991. Approximately 350 cubic yards were excavated from around the former tank complex and pump islands and disposed of off-site. Mr. Chan said the treatment system has not operated much since startup. Mr. Young agreed and stated that groundwater elevations came up in the winter and spring of 1994 and submerged the vapor wells, in addition, the East Bay Municipal Utility District (EBMUD) required EMCON to shut down the treatment system after EMCON reported

that Arsenic concentrations were above discharge limits. EMCON requested a variance from the EBMUD and received an increased discharged limit after several months of down time.

Mr. Young continued with a review of the system performance. In July, 1995, after groundwater elevations decreased, the vapor flow the wells was increased to 80 scfm from 20 scfm. Based on recent laboratory analysis for TPHg concentrations in air, the treatment system is removing approximately 22 lb. per day and roughly 600 lb. a month. Mr. Young explained that the treatment system has a radius of influence (ROI) of approximately 20 to 28 feet, depending on the well. Mr. Young added that based on the ROI the treatment system may be removing hydrocarbons from the street where Shell well S-5 is located. Mr. Young and Mr. Whelan again asked Ms. Hugo if she may contact Shell Oil to verify if ARCO could have access to their well to measure depth to water. Mr. Young proceeded to describe the groundwater treatment system, explaining the pumping rate from RW-1 is 1.5 to 2 gpm, and drawdown has been observed in the well to be approximately 11 to 12 feet. Based on the capture from the pumping test calculations the radius of influence would encompass the entire site. Mr. Young continued by reiterating that this is the most optimum time to remediate soils as groundwater is typically at it lowest levels during the year. In addition, Mr. Young said the system is designed to allow for the bubbling of air in extraction well RW-1 if any sheen or free product is detected. Mr. Chan asked if the air sparge system is running. Mr. Young said it is currently not running as we are still evaluating the SVE data and are waiting to see a drop off in the influent concentrations before turning on the air sparge system. EMCON will continue to optimize the systems performance over the next six months.

#2185, 9800 East 14th Street, Oakland

Mr. Young started by displaying a site plan and discussing the removal of the UST's and piping in October and November 1991. Approximately 1050 cubic yards of soil and 10,000 gallons of groundwater were removed from the site. Mr. Young informed Mr. Chan that off-site wells MW-9 and MW-10 were installed. The results of laboratory analysis of soil and groundwater sampling indicated no detectable gasoline hydrocarbons. A report documenting the results will be submitted the beginning of November 1995. Mr. Young the provided a chromatograph of the groundwater laboratory analysis for off-site well MW-7. The chromatograph indicated three compounds eluting in the gasoline range, PCE, TCE and DCE. The chromatographs for the on-site wells did not indicate the presence of any chlorinated compounds. Mr. Young said the results would be incorporated into the third quarter monitoring report.

A site map of the groundwater concentrations was displayed to Ms. Hugo and Mr. Chan. Mr. Young explained the laboratory results from the second quarter indicated a continued decrease in dissolved gasoline concentrations. Mr. Young and Mr. Whelan then presented the preliminary results of sampling for various bioremediation parameters. The results appear to collaborate with the trends seen in groundwater concentrations.

Mr. Young and Mr. Whelan than recapped what has happened at the site, the site appears to have limited risk based on the following: source removed, no free phase hydrocarbons, no migration, dissolved concentrations are decreasing and future land use indicates that the site will stay paved as ARCO is the owner.

Mr. Young then reviewed the future groundwater sampling schedule with Mr. Chan and Ms. Hugo. (see attached table).

#0276, 10600 MacArthur Boulevard, Oakland

Mr. Young began by discussing the second quarter groundwater monitoring map. The map displayed the concentrations of TPHG and benzene in groundwater in shallow zone wells MW-2 and MW-7. The deeper zoned wells continued to be non detect for gasoline. Mr. Whelan and Mr. Young noted that the concentrations of dissolved gasoline in wells MW-2 and MW-7 has declined with time. In addition, the composition of the gasoline has degraded to heavier end compounds. Mr. Young explained that the reasons for the decrease in lighter end compounds (benzene) is due to the remediation system ARCO has installed on-site and off-site, source removal and intrinsic biodegradation. Mr. Chan asked if ARCO could measure depth to water and collect groundwater samples from the vapor wells. Mr. Whelan stated that they have measured depth to water in the past to confirm flow direction in the shallow or perched zone. Mr. Young said that water is not currently present in the vapor wells but if it does reappear, EMCON would collect data measurements.

Mr. Young displayed a site plan of the PCE concentrations detected in groundwater monitoring wells. The shallow zoned monitoring wells continued to be non-detectable for PCE. The deeper zoned wells ranged from ND in MW-8 to 3,100 ppb in MW-4. Mr. Young explained that the concentrations appear to be consistent with past events. Mr. Young brought up the fact that the groundwater flow direction and concentration gradient for the entire regional area has not been evaluated due to a lack of site investigation and sampling data from wells on Drake Builders property. Mr. Chan stated that Drake is currently excavating soils in and around Young's Dry Cleaners. Mr. Whelan asked if ACHCSA has received any reports documenting the field work performed in March 1995. Mr. Chan said he has not received any reports. Mr. Chan stated that he thought Augeas

Mr. Mike Whelan
April 2, 1996
Page 5

Project 20805-120.005

Consulting might not be the environmental consultant for the site as All Environmental of San Ramon, CA is performing the excavation work. Mr. Whelan stated that All Environmental might be a subcontractor to Augeas. Mr. Whelan said that ARCO received a letter from Garrison Law firm stating that ACHCSA had given Drake Builders the approval to excavate soils in the immediate vicinity of the ARCO site. Mr. Chan stated that he approved All Environmental to perform the work outlined in Augeas workplan. The workplan called for the excavation of soils in the vicinity of Young's cleaners and not near the ARCO site.

Mr. Chan asked if the SVE system is running. Mr. Young said the system is currently down as the influent concentrations were below the method reporting limit. Mr. Young stated that EMCON is evaluating the SVE system to determine the feasibility of continued operation with the current abatement unit. Mr. Young said to date the system has removed approximately 7710 lb. of gasoline, with 3940 lb. coming from the off-site well field.

Mr. Chan asked if ARCO still wants to enhance its off-site system. Mr. Whelan said he does not expect to at this time. Mr. Whelan stated that based on the detection of compounds not related to the ARCO facility being identified in soils and groundwater in the immediate off-site area, and the continued decrease in gasoline concentrations, ARCO does not expect to install an enhanced off-site well field. Mr. Young said EMCON will continue to pulse the current system if hydrocarbons in vapor are present. Mr. Whelan said ARCO is expected to pursue a long term monitoring program at the site or evaluate RBCA.

Sincerely,

EMCON


John C. Young
Project Manager

Attachments: Table 1

cc: ~~Mr. Barney Chan, ACHCSA~~
Ms. Susan Hugo, ACHCSA

**Table 1
Sampling Schedule**

ARCO Site Number/ Address	Well ID	Chemical History	Location Relative to Plume	Proposed Sampling Schedule
2185 9800 14th St. Oakland	MW-1	11 consecutive quarters of ND	Up-gradient well	Annual (1st quarter)
	MW-2	Contains TPHG/ BTEX	Within	Quarterly
	MW-3	Contains TPHG/ BTEX	Within	Quarterly
	MW-4	11 consecutive quarters of ND	Outside southern edge	Annual (1st quarter)
	MW-5	Contains TPHG/ BTEX	Within	Semiannual (1st & 3rd quarters)
	MW-6	Contains TPHG/ BTEX	Within	Semiannual (1st & 3rd quarters)
	MW-7	Contains non-typical gasoline	Down-gradient well	Quarterly
	MW-8	Contains TPHG/ BTEX	Within	Quarterly
	MW-9	1 quarter of ND	Down-gradient well	Quarterly for two more ND events, then annual
	MW-10	1 quarter of ND	Cross-gradient well	Quarterly for two more ND events, then annual
2035 1001 San Pablo Albany	MW-1	Contains TPHG/ BTEX	Within	Quarterly
	MW-2	12 consecutive quarters of ND	Below leading edge	Semiannual (1st & 3rd quarters)
	MW-3	Contains TPHG/ BTEX	Within	Quarterly
	MW-4	Has contained TPHG/ BTEX	Southern edge	Annual
	MW-5	9 consecutive quarters of ND	Up-gradient well	Annual (1st quarter)
	MW-6	9 consecutive quarters of ND	Outside southwest edge	Annual (1st quarter)
	RW-1	Contains TPHG/ BTEX	Within	Quarterly
276 10600 MacArthur Blvd. Oakland		No changes proposed for '96		

AGENDA

ARCO/Alameda County Health Care Services Agency Status Meeting

October 25, 1995
Oakland, California

1. Introductions / General Discussion

2. General Topics

- ASTM's Risk Based Corrective Action "RBCA" -
- Resolution 92-49 "Containment Zones"
- Quarterly Reporting - *early complete data*
↳ data for that quarterly
- Closure/Verification Monitoring

3. Site Status

- #2107, 3310 Park Boulevard, Oakland — *shut off system (leads asymptotic)*
will be closed (100 ppb gas)
STID 3890
- #4494, 566 Hegenberger Road, Oakland — *58 ppm TPH gas before site*
RW-1 (6 in) - 4th Q sampling (recommended closure)
STID 3854
- #276, 10600 MacArthur Boulevard, Oakland — *Cl solvents problem nearby site*
Vapor systems - (7700 lbs removed)
STID 3756
- #2035, 1001 San Pablo Avenue, Albany → *access to Shell AB - 5 wells*
request
STID - 3858
- #2185, 9800 East 14th Street, Oakland — *CZ*
STID 3876

ARCO Products Company
Monitoring and Response Plans

County Alameda - Public Health

Facility	Product Tanks		Product Lines		ELECTRONIC Tank Monitor	Probe in Sump	LINE Leak Detector	Used Oil Tank		Monitoring Plan
	DW	SW	DW	SW				DW	SW	
100 MacArthur Blvd. Oak	PS 2116	✓		✓	✓	✓	✓			I
1407 Telegraph Ave. Oakland	SH 314	✓		✓	✓	✓	✓			I
86 S. Livermore Ave.	SH 498	✓			✓		✓			IVA
7601 Hesperian Blvd. S.F.	PE 1008 5yr	✓		✓	✓	✓	✓	✓		IA
399 Rincon Ave. Lv.	SH 771		✓		✓		✓			III
1001 San Pablo, Albany	LS 2035	✓		✓	✓	✓	✓			I
310 Park Blvd. Oak	PS 2107	✓		✓	✓		✓			II B
56 Davis St. S.F.	2112		✓		✓		✓		✓	III, V
260 PARK ST. ALBANY	SH 2117 5yr	✓		✓	✓	✓	✓			I
241 Center St. C.V.	SS 2152	✓		✓	✓	✓	✓			I
19 W. GRAND AVE. OAK	PB 2169		✓		✓		✓			III
800 E 14th St. Oakland	BC 2185		✓		✓		✓			III
4 Hegenberg Rd. Oak	PC 4945		✓		✓		✓			III
3160 Mac Oakland	SH 4931		✓		✓		✓			III
1770 Cedar Valley Blvd.	SS 4977		✓		✓		✓			III
235 Seminary Blvd. Oak	PS 6002 5yr		✓		✓		✓			III
249 Village Parkway Dublin	RA 6041		✓		✓		✓			III
185 E. Stanley Ln.	SH 6113	✓		✓			✓			IVA
5131 Shattuck Ave. Oak	SH 6148		✓		✓		✓			III

SH-7 198-1
 ✓ PS-2 BC-2
 ✓ LS-1 RA-1
 PE-7 SS-2

* # 566 Hegenberg Rd - approved clean & installation plan
 site decontaminated

By permit

Remediation

ALAMEDA COUNTY ENVIRONMENTAL
HEALTH DEPARTMENT

ENVIRONMENTAL PROTECTION DIVISION
1131 Harbor Bay Parkway, Suite #250
Alameda, CA 94502-6577
Telephone (510) 567-6700
Fax Number (510) 337-9335

FAX COVER SHEET

DATE: August 16, 19 95

TO: MICHAEL WHELAND

ARCO

FAX # (408) 377-8361

Total number of pages including cover sheet 2

FROM: SUSAN HUGO

NOTE:

Per your request.

(SMILE) have a nice day.
DO SOMETHING FOR OUR ENVIRONMENT.

LIST OF ARCO SITES WITH UGT CLEANUP
(August 16, 1995)

<u>STID#</u>	<u>ACHD CONTACT</u>	<u>ARCO#</u>	<u>ADDRESS</u>
3629	Susan Hugo	2112	1260 Park Street, Alameda 94501
817	Amy Leech	5387	20200 Hesperian Blvd. Hayward 94541
3943	Scott Seery	2152	22141 Center St., Castro Valley 94546
3883	Susan Hugo	6113	785 E. Stanley Blvd., Livermore 94550
3873	Susan Hugo	771	899 Rincon Avenue, Livermore 94550
1053	Eva Chu	6041	7249 Village Parkway, Dublin 94568
779	Amy Leech	608	17601 Hesperian Blvd. San Lorenzo 94580
3876	Barney Chan	2185	9800 East 14th Street, Oakland 94603
3756	Barney Chan	276	10600 MacArthur Blvd. Oakland 94605
3874	Susan Hugo	4931	731 W. MacArthur Blvd. Oakland 94609
3884	Susan Hugo	374	6407 Telegraph Avenue, Oakland 94609
3626	Susan Hugo	6148	5131 Shattuck Avenue, Oakland 94609
3890	Barney Chan	2107	3310 Park Blvd. Oakland 94610
3854	Barney Chan	4494	566 Hegenberger Road, Oakland 94621
3793	Susan Hugo	2169	889 W. Grand Ave. Oakland 94607
3858	Barney Chan	2035	1001 San Pablo Avenue, Albany 94706
4275	Scott Seery	601	712 Lewelling Blvd. San Leandro 94579
744	Dale Kletke	2111	1156 Davis Street, San Leandro 94577

ALAMEDA COUNTY ENVIRONMENTAL
HEALTH DEPARTMENT

ENVIRONMENTAL PROTECTION DIVISION
1131 Harbor Bay Parkway, Suite #250
Alameda, CA 94502-6577
Telephone (510) 567-6700
Fax Number (510) 337-9335

FAX COVER SHEET

DATE: June 27, 1995

TO: DAVID LARSON

FAX # (408) 453-0452

Total number of pages including cover sheet 2

FROM: SUSAN L. HUGO

NOTE:

LIST of ARCO SITES & corresponding
contact person

(SMILE) have a nice day.
DO SOMETHING FOR OUR ENVIRONMENT.

(6/27/95)

LIST OF ARCO SITES WITH UGT CLEANUP

<u>STID#</u>	<u>ACHD CONTACT</u>	<u>ARCO FACILITY#</u>	<u>ADDRESS</u>
3629	Susan Hugo	Station 2112	1260 Park Street Alameda 94501
817	Amy Leech	Station 5387	20200 Hesperian Blvd. Hayward 94541
3943	Scott Seery	Station 2152	22141 Center Street Castro Valley 94546
3883	Susan Hugo	Station 6113	785 E. Stanley Blvd. Livermore 94550
3873	Susan Hugo	Station 771	899 Rincon Avenue Livermore 94550
1053	Eva Chu	Station 6041	7249 Village Parkway Dublin 94568
779	Amy Leech	Station 608	17601 Hesperian Blvd. San Lorenzo 94580
3876	Barney Chan	Station 2185	9800 East 14th Street Oakland 94603
3756	Barney Chan	Station 276	10600 MacArthur Blvd. Oakland 94605
3874	Susan Hugo	Station 4931	731 W. MacArthur Blvd. Oakland 94609
3884	Susan Hugo	Station 374	6407 Telegraph Avenue Oakland 94609
3626	Susan Hugo	Station 6148	5131 Shattuck Avenue Oakland 94609
3890	Barney Chan	Station 2107	3310 Park Blvd. Oakland 94610
3854	Barney Chan	Station 4494	566 Hegenberger Road Oakland 94621
3793	Susan Hugo	Station 2169	889 W. Grand Ave. Oakland 94607
3858	Barney Chan	Station 2035	1001 San Pablo Avenue Albany 94706
4275	Scott Seery	Station 601	712 Lewelling Blvd. San Leandro 94579

ARCO Products Company
2000 Alameda de las Pulgas
Mailing Address: Box 5811
San Mateo, California 94402
Telephone 415 571 2400

ALCO
HAZMAT



94 SEP 13 PM 2:14
September 9, 1994

Ms. Susan Hugo
Alameda County Health Care Services
80 Swan Way, Room 200
Oakland, CA 94621

Re: Transfer of ARCO Projects.

Dear Ms. Hugo:

The purpose of this letter is to inform you of changes that ARCO Products Company (ARCO) has recently made in regards to environmental consulting firms working on environmental projects at existing and former ARCO retail facilities. In an effort to promote consistency, be more proactive, streamline communications and reduce costs, ARCO has significantly reduced the number of environmental consultants performing assessment and remedial activities on these environmental projects. The consolidation, which took effect on 9/1/94, involves a reduction of approximately 75% to 80% of the consulting firms that ARCO previously used. ARCO firmly believes that this consolidation effort will dramatically streamline ARCO's communication process, both with your office and staff as well as with ARCO's remaining consultants. The consulting firms which ARCO will now use at retail facility environmental projects throughout the west (WA, OR, CA, NV and AZ) include: Brown & Caldwell, Delta Environmental, Emcon Associates, Pacific Environmental Group, and Secor.

Attached to this letter is a list of sites in your jurisdiction that have recently been transferred to one of the five consulting firms listed above. In most cases, these five consulting firms were already working on ARCO projects in your jurisdiction. Also included in the list is the name of the ARCO engineer responsible for the site. please don't hesitate to call the respective ARCO engineer or the consultant's regional contact if you have any questions regarding any of the projects.

The transfer of the projects from the former consultant to one of the five firms listed above should be completed by October 1, 1994. Shortly thereafter I will be contacting you to schedule a meeting to introduce you to the primary contacts at the consulting companies and to review the projects with your staff. Please contact me at (415) 571-2468 if you have any questions concerning this letter.

Sincerely,

Kyle Christie

ALAMEDA COUNTY HEALTH DEPT.

Facility Number	City	Address	New Consulting Firm	ARCO Engineer	ARCO Engineer phone number
276	Oakland	10600 MacArthur Blvd.	Emcon	Mike Whelan	415-571-2449
347	Oakland	2751 High Street	Brown & Caldwell	Brad Jones	213-486-0681
374	Oakland	6407 Telegraph Avenue	Pacific Env. Group	Mike Whelan	415-571-2449
601	San Leandro	712 Lewelling Blvd.	Emcon	Mike Whelan	415-571-2449
771	Livermore	899 Rincon Avenue	Emcon	Mike Whelan	415-571-2449
2035	Albany	1001 San Pablo Avenue	Emcon	Mike Whelan	415-571-2449
2107	Oakland	3310 Park Blvd.	Pacific Env. Group	Mike Whelan	415-571-2449
2111	San Leandro	1156 Davis Street	Emcon	Mike Whelan	415-571-2449
2112	Alameda	1260 Park Street	Pacific Env. Group	Mike Whelan	415-571-2449
2152	Castro Valley	22141 Center Street	Pacific Env. Group	Mike Whelan	415-571-2449
2162	San Leandro	15135 Hesperian Blvd.	Pacific Env. Group	Mike Whelan	415-571-2449
2169	Oakland	889 West Grand Avenue	Emcon	Mike Whelan	415-571-2449
2185	Oakland	9800 East 14th Street	Emcon	Mike Whelan	415-571-2449
4494	Oakland	566 Hagenberger Road	Pacific Env. Group	Mike Whelan	415-571-2449
4931	Oakland	731 West MacArthur Blvd.	Pacific Env. Group	Mike Whelan	415-571-2449
6002	Oakland	6235 Seminary Avenue	Emcon	Mike Whelan	415-571-2449
6041	Dublin	7249 Village Parkway	Emcon	Mike Whelan	415-571-2449
6113	Livermore	785 East Stanley Blvd.	Emcon	Mike Whelan	415-571-2449
6148	Oakland	5131 Shattuck Avenue.	Emcon	Mike Whelan	415-571-2449
9908	Oakland	8255 San Leandro Blvd	Brown & Caldwell	Brad Jones	213-486-0681

Your Emcon contact is Mr. Jay Johnson.

Your Pacific Environmental Group contact is Mr. Greg Barclay

Your Brown & Caldwell contact is Mr. Ron Zurlinden

CONSULTANTS CONTACTS

Consultant Name	ARCO Program Manager (APM)	Technical Coordinator (TC)	Area	Administrative Coordinator (AC)
Brown & Caldwell	Mikk Anderson 150 So Arroyo Pkwy Pasadena, CA 91109 (818) 577-1020 Fax (818) 795-6016	Ron Zurlinden 9616 micro Ave Sacramento, CA 95813-3449 (916) 444-0123 --- Fax (916) 856-5277	NW	Mat Quinn 150 So Arroyo Pkwy Pasadena, CA 91109 (818) 577-1020 Fax (818) 795-6016
		Ron Halsey 16735 Von Karman, Suite 200 Irvine, CA 92714-4918 (714) 660-1070 --- Fax (714) 474-0940	SW	
		Mike Higman 9040 Frairs Rd, Suite 220 San Diego, CA 92108 (619) 528-9090 --- Fax (619) 528-9199	SW	
Delta	Jon Pesicka 27141 Aliso Creek Rd, Suite 270 Aliso Viejo, CA 92656 (714) 362-3077 Fax (714) 362-0290	Todd Galati 3330 Data Dr, Suite 100 Rancho Cordova, CA 95670 (916) 638-2085 --- Fax (916) 638-8385	NW	Debbie Fluckiger 27141 Aliso Creek Rd, # 270 Aliso Viejo, CA 92656 (714) 362-3077 Fax (714) 362-0290
		Jon Pesicka (714) 362-3077 --- Fax (714) 362-0290	SW	
Emcon	Jack Hardin 1921 Ringwood Ave San Jose, CA 95131-1721 (408) 453-7300 Fax (408) 437-9526	Rob Dixon 15055 SW Sequoia Pkwy, Suite 140 Portland, OR 97224-7712 (503) 624-7200 Fax (503) 620-7658	NW	Jeanette Memeo 1921 Ringwood Ave San Jose, CA 95131-1721 (408) 453-7300 Fax (408) 437-9526
		Jay Johnson 1433 N Ave Market Blvd. Sacramento, CA 95834-1943 (916) 928-3300 Fax (916) 928-3341	NW	

CONSULTANTS CONTACTS

Consultant Name	ARCO Program Manager (APM)	Technical Coordinator (TC)	Area	Administrative Coordinator (AC)
Emcon	Jack Hardin	Ric Morgan 120 Columbia, Suite 500 Aliso Viejo, CA 92656 (714) 362-1130 Fax (714) 362-1137	SW	Jeanette Memeo
Pacific Enviro Group	Debra Moser 2025 Gate Way Place, Suite 440 San Jose, CA 95110 (408) 441-7500 Fax (408) 441-7539	Greg Barclay 3050 Fite Circle, Suite 101 Sacramento, CA 95827 (916) 361-8091 --- Fax (916) 361-8094	NW	Norma Gutierrez 2025 Gate Way Place, Suite 440 San Jose, CA 95110 (408) 441-7500 Fax (408) 441-7539
		Cleve Solomon 650 N Sierra Madre Villa, Suite 204 Pasadena, CA 91107 (818) 351-4814 -- Fax (818) 351-4822	SW	
Seacor	David Childs 1913 Volcanic Dr. Benton, AR 72015-2161 (501) 776-3400 Fax (501) 776-3053	Jim Ritchie 90 New Montgomery St, Suite 620 San Francisco, CA 94015-4503 (415) 882-1548 -- Fax (415) 882-4406	NW	Cindy Malloy 1734 - 34th St Sacramento, CA 95816-7004 (916) 456-4333 Fax (916) 456-0110
		Kyle Emerson 1180 Nevada St, Suite 200 Redlands, CA 92374 (909) 335-6116 --- Fax (909) 335-6120	SW	
		Bob Wilson 3485 Sacramento Dr, Suite A San Luis Obispo, CA 93401-7160 (805) 546-0455 --- Fax (805) 546-0583	SW	

R0100

RECEIVED

SEP 21 1993

RESNA
Working To Restore Nature

3315 Almaden Expressway, Suite 34
San Jose, CA 95118
Phone: (408) 264-7723
FAX: (408) 264-2435

DISTRICT AT
ALAMEDA COUNTY
CEPD

TRANSMITTAL

TO: Mr. Mark Thompson
Alameda County District
Attorney's Office
7677 Oakport Street, Room 400
Oakland, CA 94605

DATE: September 15, 1993
PROJECT NUMBER: 61026.02
SUBJECT: Site Status Updates
ARCO Various Station
PAGE No.: 1 of 2

FROM: John C. Young

WE ARE SENDING YOU:

COPIES DATED	DESCRIPTION
Site Status Update for ARCO Stations:	
1 9/2/93	ARCO Station No. 601, 712 Lewelling Boulevard, San Leandro, California.
1 9/2/93	ARCO Station No. 6148, 5131 Shattuck Avenue, Oakland, California.
1 9/2/93	ARCO Station No. 6041, 7249 Village Parkway, Dublin, California.
1 9/2/93	ARCO Station No. 4494, 566 Hegenberger Road, Oakland, California.
1 9/2/93	ARCO Station No. 2185, 9800 East 14th Street, Oakland, California.
1 9/2/93	ARCO Station No. 1319, 365 Jackson Street, Hayward, California.
1 9/2/93	ARCO Station No. 362, 29900 Mission Boulevard, California.
1 9/2/93	ARCO Station No. 2107, 3310 Park Boulevard, Oakland, California.
1 9/2/93	ARCO Station No. 2035, 1001 San Pablo Avenue, Albany, California.
1 9/2/93	ARCO Station No. 771, 899 Rincon Avenue, Livermore, California.

408 264 7723

3315 Almaden Expressway, Suite 34
San Jose, CA 95118
Phone: (408) 264-7723
FAX: (408) 264-2435

TRANSMITTAL

TO: Mr. Mark Thompson
Alameda County District
Attorney's Office
7677 Oakport Street, Room 400
Oakland, CA 94605

DATE: September 15, 1993
PROJECT NUMBER: 61026.02
SUBJECT: ARCO Various Station
PAGE No.: 2 of 2

FROM: John C. Young

WE ARE SENDING YOU:


COPIES DATED	DESCRIPTION
	Site Status Update for ARCO Stations:
1 9/2/93	ARCO Station No. 374, 6407 Telegraph Avenue, Oakland, California.
1 9/2/93	ARCO Station No. 2152, 22141 Center Street, Castro Valley, California.
1 9/2/93	ARCO Station No. 276, 10600 MacArthur Boulevard, Oakland, California

THESE ARE TRANSMITTED as checked below:

- For review and comment Approved as submitted Resubmit ___ copies for approval
- As requested Approved as noted Submit ___ copies for distribution
- For approval Return for corrections Return ___ corrected prints
- For your files

REMARKS:

Copies: 1 to RESNA project file no. 61026.02


John C. Young, Project Manager

- cc: Mr. Michael Whelan, ARCO Ms. Susan Hugo, ACHCSA
- Mr. John Meck, ARCO Legal Mr. Scott Seery, ACHCSA
- Mr. John Jang, RWQCB Mr. Eddy So, COHPD
- Mr. Gary Grimm, RWQCB Mr. Hugh Murphy, COHFD
- Ms. Eva Chu, ACHCSA Mr. Barney Chan, ACHCSA
- Mr. Richard Hiatt, RWQCB Mr. Rob Weston, ACHCSA

3315 Almaden Expressway, Suite 34
San Jose, CA 95118
Phone: (408) 264-7723
FAX: (408) 264-2435

RECEIVED

September 2, 1993
0902BCHA.2035
61026.02

Mr. Barney Chan
Alameda County Health Care Services Agency
Department of Environmental Health
80 Swan Way, Room 200
Oakland, California 94624

Subject: Site Status Update for ARCO Station 2035, 1001 San Pablo Avenue, Albany, California.

Dear Mr. Chan:

This letter provides an update on investigation and remedial activities conducted for the above-referenced site. This update covers site activities performed during June, July and August 1993, and site activities anticipated for the month of September 1993.

June, July and August 1993 Activities

- Performed bi-monthly product removal from well RW-1 (when present).
- Submitted Second Quarter 1993 Quarterly Groundwater Monitoring report.
- Performed Third Quarter 1993 groundwater sampling event.
- Drilled and installed air sparge wells AS-1 and AS-2, and vapor extraction wells VW-7, VW-8, and VW-9.
- Performed a one day air sparge test, followed by a one day combination air sparge/vapor extraction test.
- Submitted remediation system design plans to City of Albany Building Department for review.

Site Status Update
ARCO Station 2035, Albany, California

September 2, 1993
61026.02

June, July and August 1993 Activities (continued)


- Received approval from the City of Albany Planning Commission on maximum noise levels allowed from the remediation system and the appearance of the proposed remediation compound.

Work Anticipated for September 1993

- Continue bi-monthly removal of floating product (if present).
- Based on a consistent groundwater flow direction over the past year of monthly monitoring at the subject site, ARCO will discontinue monthly monitoring as of September 1993, and continue quarterly sampling.
- Evaluate field results of one day air sparge test and one day combination air sparge/vapor extraction test.
- Begin equipment procurement for the interim remediation system.

If you have any questions or comments regarding this letter, please call us at (408) 264-7723.

Sincerely,
RESNA Industries Inc.



John C. Young
Project Manager

cc: Mr. Michael Whelan, ARCO Products Company
Mark Thomson, Alameda County District Attorney's Office
Richard Hiatt, Regional Water Quality Control Board

3315 Almaden Expressway, Suite 34
San Jose, CA 95118
Phone: (408) 264-7723
FAX: (408) 264-2435

APR 19 1993
0415BCHA.2035
61026.02

Mr. Barney Chan
Alameda County Health Care Services Agency
Department of Environmental Health
80 Swan Way, Room 200
Oakland, California 94624

Subject: Site Status Update for ARCO Station 2035, 1001 San Pablo Avenue, Albany, California.

Dear Mr. Chan:

This letter provides an update on investigation and remedial activities conducted for the above-referenced site. This update covers site activities performed during March 1993, and site activities anticipated for the month of April 1993.

March 1993 Activities

- Performed bi-weekly product removal from well RW-1.
- Submitted Interim Remedial Action Plan (RAP) for Interim Soil and Groundwater Remediation to Regulatory Agencies.
- Continued preparation of report to include installation of new on and offsite monitoring wells.

Site Status Update
ARCO Station 2035, Albany, California

April 19, 1993
61026.02

Work Anticipated for April 1993

- Continue monthly groundwater monitoring.
- Continue Bi-weekly removal of floating product.
- Upon receiving approval of RAP, continue and complete design and permitting of an interim soil and groundwater remediation system at the site. Design of the interim remediation system at the site has been delayed due to complications associated with the design and location of the remediation compound. These complications are the result of a small site, with a lack of available space away from residences and tank fill port locations. Design delays have been incurred as a result of having to re-configure equipment locations to maintain the required minimum distances from tank fill ports, vents, and pumps islands (to meet code requirements), and still maintain appropriate clearances for both fire department and ARCO tanker truck access. Review and approval of the proposed compound location was required by the ARCO truck terminal to insure that appropriate truck access and turning radii were available at the site. Additional design and permitting delays have been incurred due to the need to relocate PG&E's natural gas service piping and connection point to the opposite end of the site, and delays in determining whether 3-phase electrical service could be provided at the site. Other delays in design may result from the incorporation of air-sparging technologies into the interim remediation system design.
- Continue preparation of report to include installation of new on and offsite monitoring wells and schedule field work associated with performance of air sparging tests at the site.

If you have any questions or comments regarding this letter, please call us at (408) 264-7723.

Sincerely,
RESNA Industries Inc.


Joel Coffman
Project Manager

cc: Mr. Michael Whelan, ARCO Products Company
Mark Thomson, Alameda County District Attorney's Office
Richard Hiatt, Regional Water Quality Control Board

3315 Almaden Expressway, Suite 34
San Jose, CA 95118
Phone: (408) 264-7723
FAX: (408) 264-2435

3858
02/23/93

February 23, 1993
0217BCHA.2035
61026.02

Mr. Barney Chan
Alameda County Health Care Services Agency
Department of Environmental Health
80 Swan Way, Room 200
Oakland, California 94624

Subject: Site Status Update for ARCO Station 2035, 1001 San Pablo Avenue, Albany, California.

Dear Mr. Chan:

This letter provides an update on investigation and remedial activities conducted for the above-referenced site. This update covers site activities performed during January 1993, and site activities anticipated for the month of February 1993.

January 1993 Activities

- Performed bi-weekly product removal from well RW-1.
- Continued design and permitting of an interim soil and groundwater remediation system at the site. Remedial Action Plan is due to Regulatory Agencies on March 1, 1993.
- Continued preparation of report to include installation of new monitoring wells.

Site Status Update
ARCO Station 2035, Albany, California

February 23, 1993
61026.02

Work Anticipated for February 1993

- Continue monthly groundwater monitoring.
- Bi-weekly removal of floating product will continue.
- Continue design and permitting of an interim soil and groundwater remediation system at the site. Remedial Action Plan is due to Regulatory Agencies on March 1, 1993.
- Continue preparation of report to include installation of new monitoring wells.

If you have any questions or comments regarding this letter, please call us at (408) 264-7723.

Sincerely,
RESNA Industries Inc.



Joel Coffman
Project Geologist

cc: Mr. Michael Whelan, ARCO Products Company
Mark Thomson, Alameda County District Attorney's Office
Richard Hiatt, Regional Water Quality Control Board

3315 Almaden Expressway, Suite 34
San Jose, CA 95118
Phone: (408) 264-7723
FAX: (408) 264-2435

January 29, 1993
0129BCHA.2035
61026.02

Mr. Barney Chan
Alameda County Health Care Services Agency
Department of Environmental Health
80 Swan Way, Room 200
Oakland, California 94624

Subject: Site Status Update for ARCO Station 2035, 1001 San Pablo Avenue, Albany, California.

Dear Mr. Chan:

This letter provides an update on investigation and remedial activities conducted for the above-referenced site. This update covers site activities performed during December 1992, and site activities anticipated for the month of January 1993.

December 1992 Activities

- Performed bi-weekly product removal from well RW-1.
- Performed groundwater monitoring and developed newly installed monitoring wells MW-4 through MW-6.
- Continued design and permitting of an interim soil and groundwater remediation system at the site. Remedial Action Plan is due to Regulatory Agencies on March 1, 1993.
- Received encroachment permit application back from CalTrans with a letter explaining they are planning to reramp the intersection of Marin and San Pablo in the very near future, and proposed well MW-7 would be affected. Upon evaluation of recently obtained environmental subsurface data regarding the Shell Service Station adjacent (north) of the ARCO site, monitoring

Site Status Update
ARCO Station 2035, Albany, California

January 29, 1993
61026.02

December 1992 Activities (Cont.)

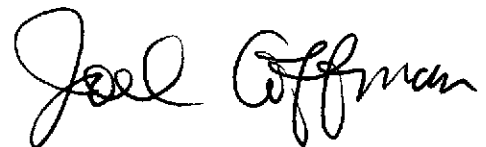
well MW-7 will not be installed as it's proposed location is cross-gradient from the ARCO site and Shell currently has monitoring wells in this area.

Work Anticipated for January 1993

- Continue monthly groundwater monitoring.
- Bi-weekly removal of floating product will continue.
- Initiate preparation of report to include installation of new monitoring wells.
- Continue design and permitting of an interim soil and groundwater remediation system at the site. Remedial Action Plan is due to Regulatory Agencies on March 1, 1993.

If you have any questions or comments regarding this letter, please call us at (408) 264-7723.

Sincerely,
RESNA Industries Inc.



Joel Coffman
Project Geologist

cc: Mr. Michael Whelan, ARCO Products Company
Mark Thomson, Alameda County District Attorney's Office
Richard Hiatt, Regional Water Quality Control Board

93 JAN 20 11 2:48

3315 Almaden Expressway, Suite 34
San Jose, CA 95118
Phone: (408) 264-7723
Fax: (408) 264-2345

January 18, 1993
1118rhie
61078.02

Mr. Richard Hiatt
Regional Water Quality Control Board
San Francisco Bay Region
2101 Webster Street, Suite 500
Oakland, California 94612

Subject: Remediation Schedules for ARCO Sites in Alameda County, California.

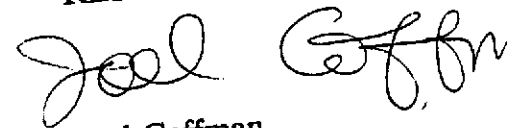
Dear Mr. Hiatt:

On behalf of ARCO Products Company (ARCO), RESNA has prepared these estimated schedules for remediation of sites under your regulatory oversight. These include ARCO Stations 276, 374, 2107, 2185, 4494 and 6148 in Oakland, California, ARCO Station 2035 in Albany, California, ARCO Station 2152 in Castro Valley, California, and ARCO Station 6041 in Dublin, California.

The darkened lines on the schedules represent deadlines which were agreed upon during the September 30, 1992 meeting at the Alameda County Health Care Services Agency (ACHCSA). The hatched lines represent our best guess estimates of times which may be required to complete tasks should unforeseen delays occur. These unforeseen delays include permitting issues, offsite access issues, and estimated times of operation of the respective remediation systems.

If you have any questions or comments, please contact us at (408) 264-7723 or Mr. Michael Whelan of ARCO at (415) 571-2449.

Sincerely,
RESNA Industries Inc.



Joel Coffman
Project Manager

cc: Ms. Susan Hugo, ACHCSA
Mr. Michael Whelan, ARCO
Mr. John Meck, ARCO legal
Mr. Chris Winsor, ARCO
Mr. Mark Thomson, Alameda County D.A. (Cover Letter)

ACTIVITIES	1995												
	D	J	F	M	A	M	J	J	A	S	O	N	D
1) Onsite Subsurface Investigation													
1a) Aquifer Testing													
2) Offsite Groundwater Investigation													
3) Remedial Action Plan													
4) Preliminary and Detailed Engineering Design													
5) Soil and Groundwater Remediation Permittin													
6) Equipment Selection and Procurement (Incl. Bld Package Preparation and Selection)													
7) System Construction and Startup: Soil and Groundwater													
8) Soil Remediation System Operation and Maintenance (1 year)													
8a) Groundwater Remediation System: Operation and Maintenance (3 to 6 years)	to 1997-1998												
9) Performance Evaluation													
10) System Shut Down: Soil Remediation													
11) System Shut Down: Groundwater Remediation (Begin One Year Verification Monitoring)	System shut down predicted for 1998-1999 Estimated completion of verification monitoring: 1999-2000												
12) Site Closure: Soil and Groundwater (1 year)	Estimated completion of site closure: 2000-2001												
EXPLANATION:													
consultant's experience, on receiving regulatory and sed on other related work being completed.													

- 1) and 1a) Onsite Subsurface Investigation:**
 Initial Onsite Assessment completed prior to 1992. Additional Onsite Subsurface Investigation and Aquifer testing completed prior to 1992.
- 2) Offsite Groundwater Investigation:**
 Delayed by 4 months due to encroachment of Albany. Offsite Investigation Report to be submitted combined with results of installation of additional wells.
- 3) Remedial Action Plan:**
 Completion of offsite investigation will not affect RAP due to ACHCSA by March 1, 1993.
- 4) Preliminary and Detailed Engineering Design:**
 Assumes no RAP revisions are necessary. Assumes no changes to design after regulatory permitting. Only onsite remediation needed. Design to be completed by April 1, 1993.
- 5) Permitting (Soil and Groundwater):**
 Assumes no design changes will make additional modification of treatment system. Permitting to be completed by May 1, 1993. Also assumes no special regulatory agency, city places special permitting requirements on this project.
- 6) Remediation System:**
 Remediation system will effectively remove hydrocarbons from soil impacted areas and will reduce concentrations significantly. at additional vapor and groundwater extraction wells are actively remediate impacted areas once the treatment system to be completed by January to March 1994.
- 7) Groundwater Remediation System:**
 Remediation system completed in approximately 1 year after startup. System expected to be shut down by October to December 1998.
- 8) Site Closure:**
 Soil closure involve only drilling of confirmation borings and groundwater closure involve only groundwater monitoring and ion at system shutoff. an agency concurrence within 1 year following completion of this project. assessment will be necessary.

RESNA
Working to Restore Nature

SCHEDULE

PLATE

A

PROJECT

61078.02



Working To Restore Nature

3315 Almaden Expressway, Suite 34
San Jose, CA 95118
Phone: (408) 264-7723
Fax: (408) 264-2345

December 11, 1992
1211BCHA.2035
61026.02

Mr. Barney Chan
Alameda County Health Care Services Agency
Department of Environmental Health
80 Swan Way, Room 200
Oakland, California 94624

Subject: Site Status Update for ARCO Station 2035, 1001 San Pablo Avenue, Albany, California.

Dear Mr. Chan:

This letter provides an update on investigation and remedial activities conducted for the above-referenced site. This update covers site activities performed during November 1992, and site activities anticipated for the month of December 1992.

November 1992 Activities

- Performed bi-weekly product removal from well RW-1.
- Performed groundwater monitoring.
- Installed two additional onsite monitoring wells and one offsite monitoring well, continued permitting with Cal-Trans and City of Albany for drilling and installation of additional offsite wells.
- Continued design and permitting of an interim soil and groundwater remediation system at the site. Remedial Action Plan is due to Regulatory Agencies on March 1, 1993.
- Submitted Final Third Quarter 1992 Quarterly Monitoring Report to ARCO and regulators.

Site Status Update
ARCO Station 2035, Albany, California

December 11, 1992
61026.02

Work Anticipated for December 1992

- Submitted Final report of onsite vapor extraction well installation and vapor extraction test to ARCO and regulators before the December 1, 1992 due date.
- Continue monthly groundwater monitoring.
- Bi-weekly removal of floating product will continue.
- Upon gaining Cal Trans and City of Albany permits, drill and install additional offsite wells.

If you have any questions or comments regarding this letter, please call us at (408) 264-7723.

Sincerely,
RESNA Industries Inc.



Joel Coffman
Project Geologist

cc: Mr. Michael Whelan, ARCO Products Company
Mark Thomson, Alameda County District Attorney's Office
Richard Hiatt, Regional Water Quality Control Board



3315 Almaden Expressway, Suite 34
San Jose, CA 95118
Phone: (408) 264-7723
Fax: (408) 264-2435

10/10

November 6, 1992
1105BCHA.2035
61026.02

Mr. Barney Chan
Alameda County Health Care Services Agency
Department of Environmental Health
80 Swan Way, Room 200
Oakland, California 94624

Subject: Site Status Update for ARCO Station 2035, 1001 San Pablo Avenue, Albany, California.

Dear Mr. Chan:

This letter provides an update on investigation and remedial activities conducted for the above-referenced site. This update covers site activities performed during October 1992, and site activities anticipated for the month of November 1992.

October 1992 Activities

- Performed bi-weekly product removal from well RW-1.
- Performed groundwater monitoring.
- Continued permitting with Cal-Trans and City of Albany for drilling and installation of the offsite wells.
- Continued design and permitting of an interim soil and groundwater remediation system at the site.

Site Status Update
ARCO Station 2035, Albany, California

November 6, 1992
61026.02

Work Anticipated for November 1992

- Continue monthly groundwater monitoring.
- Bi-weekly removal of floating product will continue.
- Upon gaining Cal Trans and City of Albany permits, drill and install offsite wells.
- Submit draft report of onsite vapor extraction well installation and vapor extraction test to ARCO for review.

If you have any questions or comments regarding this letter, please call us at (408) 264-7723.

Sincerely,
RESNA Industries Inc.



Joel Coffman
Project Geologist

cc: Mr. Michael Whelan, ARCO Products Company
Mark Thomson, Alameda County District Attorney's Office
Richard Hiatt, Regional Water Quality Control Board



A RESNA Company



Working To Restore Nature

3315 Almaden Expressway, Suite 34
San Jose, CA 95118
Phone: (408) 264-7723
Fax: (408) 264-2435

92 NOV - 8 11 3: 04

TRANSMITTAL

TO: Ms. Susan Hugo
Alameda County Health Care Services
Department of Environmental Health
80 Swan Way, Room 200
Oakland, California 94612

DATE: November 4, 1992
PROJECT NUMBER:
SUBJECT: Minutes for Meeting
held on September 30, 1992.

FROM: Joel Coffman
TITLE: Project Geologist

WE ARE SENDING YOU:

COPIES	DATED	NO.	DESCRIPTION
1	11/4/92		Minutes to meeting held at ACHCSA on September 30, 1992.

THESE ARE TRANSMITTED as checked below:

- For review and comment Approved as submitted Resubmit ___ copies for approval
- As requested Approved as noted Submit ___ copies for distribution
- For approval Return for corrections Return ___ corrected prints
- For your files

REMARKS: cc: Mr. Michael Whelan, ARCO Products Company
Mr. Chris Winsor, ARCO Products Company
Mr. John Meck, ARCO Legal Department
Mr. John Jang, RWQCB, San Francisco Bay Region
Mr. Richard Hiatt, RWQCB, San Francisco Bay Region
Mr. John Vargas, GeoStrategies



A RESNA Company

RESNA

Working To Restore Nature

3315 Almaden Expressway, Suite 34
San Jose, CA 95118
Phone: (408) 264-7723
Fax: (408) 264-2435

November 4, 1992
1104shgo

Ms. Susan Hugo
Alameda County Health Care Services Agency
Department of Environmental Health
80 Swan Way, Room 200
Oakland, California 94612

Subject: Minutes to Meeting held at Alameda County Health Care Services Agency (ACHCSA) on September 30, 1992.

Dear Ms. Hugo:

On behalf of ARCO Products Company (ARCO), RESNA Industries, Inc. (RESNA has prepared these minutes for the meeting held at your offices on September 30, 1992. This meeting was held for discussion of ARCO sites located in Alameda County and under direction of Mr. Richard Hiatt and Mr. John Jang of the Regional Water Quality Control Board (RWQCB). As circumstances dictated, these RWQCB personnel were not able to attend the meeting, however, they will receive a copy of these minutes. Attending the whole meeting were Ms. Susan Hugo of the ACHCSA, Mr. Michael Whelan of ARCO, and Mr. Joel Coffman of RESNA. People attending parts of the meeting while particular sites were discussed included Mr. Barney Chan and Mr. Scott Seery of the ACHCSA, Ms. Valli Voruganti of RESNA, and Mr. John Vargas and Ms. Diane Lundquist of GeoStrategies, Inc. An agenda for the meeting, including a listing of sites for discussion, was sent to the offices of the ACHCSA and the RWQCB prior to the meeting.

Items discussed include the following: ongoing assessment at the sites, offsite access problems, sites near ARCO Stations reported on leak lists, schedules and changes in schedules for remediation, and other issues concerning the sites. Specific topics discussed for each site are included in the following minutes to the meeting.

Attending the meeting during discussion of ARCO Stations 276, 2035, 2107, 2185, and 4494 were Mr. Barney Chan and Ms. Susan Hugo of ACHCSA, Mr. Michael Whelan of ARCO, and Mr. Joel Coffman and Ms. Valli Voruganti of RESNA. Site specific topics discussed are included in the following portion of these minutes.

ARCO Station 2035, 1001 San Pablo Ave., Albany, California

Discussion of this site included mention that product previously found in recovery well RW-1 was collected in a passive floating product skimmer and had been hand bailed on a bi-weekly basis. Floating product in RW-1 has been reduced to a sheen. Ms. Hugo asked for product information concerning the skimmers, this information has been sent. Other discussion included the fact that the onsite vapor extraction wells had been installed and a vapor extraction test performed at the site in August, 1992. Offsite monitoring wells will be installed upon gaining Cal-Trans permits for the wells. During discussion concerning additional onsite monitoring wells, Mr. Chan suggested moving one of our proposed monitoring well locations (located on the southwest corner of the site) to the north a few feet so it would be situated more downgradient from the former waste oil and former gasoline storage tanks.

The ACHCSA agreed that the report for installation of the onsite vapor extraction wells and the results of the vapor extraction test would be initiated now and delivered in final form to ACHCSA by **December 1, 1992**. Due to the delays associated with gaining permits from Cal Trans for offsite monitoring well installation (still not received at date of this letter), the report with results of the installation offsite monitoring wells will be combined with results of installation of the additional onsite monitoring wells. ACHCSA wishes to be informed of prolonged offsite access problems, including permitting delays and obtaining offsite owner permission for installation of offsite wells.

In regards to the remediation schedule for this site, it was mentioned that the installation of vapor extraction wells and performance of a vapor extraction test and the need for additional onsite monitoring wells were not included in the original schedules. The ACHCSA agreed to a revised remediation schedule which includes these phases of work. A remedial action plan is due to the ACHCSA on **March 1, 1993**, and the anticipated date for start-up of an interim remediation system is **July, 1993**.

ARCO Station 2107, 3310 Park Blvd., Oakland, California.

In discussions concerning this site, Ms. Hugo asked about the TPHd detected previously at the site. Mr. Whelan explained that ARCO was requesting all laboratory chromatograms from previously ran analyses for study. As ARCO has never stored diesel at this site, it is suspected that the TPHd is actually weathered gasoline, which can fall within the same detectable range as diesel in laboratory analyses.

It was explained that offsite monitoring wells had been installed at the site and that the groundwater recovery well, RW-1, would be installed in conjunction with construction of the

Minutes to September 30, 1992 Meeting at ACHCSA

November 4, 1992

interim remediation system, which began October 19, 1992. This recovery well, RW-1, has now been installed. As the monitoring well MW-7, located immediately offsite and downgradient from the ARCO site has contained minor amounts of Benzene, it was agreed that no further assessment is needed at this time. The report including results of the installation of offsite monitoring wells and the recovery well is due to the ACHCSA on January 1, 1993.

ARCO Station 2185, 9800 E. 14th St., Oakland, California.

It was mentioned that the report documenting the underground storage tank removal and replacement had been issued by Roux Associates. ARCO mentioned that field work included in the recently completed subsurface investigation had been delayed until late June to early July, 1992, due to the delays related to the tank replacement activities at the site. The report for the subsurface investigation was issued in final form in September by RESNA. A work plan for additional work at the site will be prepared and submitted to the ACHCSA and RWQCB by December 1, 1992. Work to be proposed in the work plan will include installation of a groundwater recovery well, performance of an aquifer pumping and recovery test, installation of offsite groundwater monitoring wells, conducting an environmental records search, and performing a well survey to locate wells in the vicinity of the site.

In discussing the schedule for remediation at the site, it was also agreed that a Remedial Action Plan (RAP) will be prepared and submitted to the ACHCSA by June 1, 1993 and that design of an interim remediation system would be completed by August 1, 1993. Equipment needed for the system will be ordered and received by November 1, 1993, with the anticipated date for system start-up to be January 1, 1994.

ARCO Station 4494, 566 Hegenberger Rd., Oakland, California

ARCO mentioned that after almost a year of negotiations, offsite access had been granted by the adjacent property owner in July, 1992, for installation of offsite monitoring wells. These wells were drilled and installed in July 1992 and the report detailing the findings from this monitoring well installation was delivered to the ACHCSA on October 29, 1992.

Concerning tank replacement at the site, Mr. Whelan stated that ARCO is attempting to gain approval for a station rebuild in conjunction with tank replacement at the site. Delays associated with gaining the permits and approval for the rebuild have pushed the anticipated start date for these activities to approximately the first quarter 1993. Ms. Hugo asked if ARCO was planning to excavate the area around monitoring well MW-2, the only hydrocarbon impacted part of the site, during tank replacement activities. Mr. Whelan

explained ARCO would not be able to excavate very far due to limitations posed by structures and the offsite properties adjacent to the site. It was generally agreed that over-excavation may be the only feasible alternative for this site.

ARCO Station 276, 10600 MacArthur Blvd., Oakland, California.

ARCO mentioned that the offsite monitoring wells, MW-6 and MW-7, had been installed in the Foothill Square Shopping Center parking lot. One well, MW-7, was screened in the shallow water bearing zone and the other well, MW-6, in the deeper water-bearing zone. It was brought to the attention of Mr. Chan and Ms. Hugo that, as suspected, the groundwater samples collected from the upgradient, offsite, deeper water-bearing zone (from MW-6) contained the highest concentrations of Tetrachloroethene (PCE) of any wells on or near the site. This information supports previous suspicions that the PCE and other VOCs found in the deeper water-bearing zone originate from an offsite source. Mr. Coffman pointed out that while the Foothill Square Site is listed in the Report on Releases of Hazardous Substances from Underground Storage Tanks (page 31, January 1992, Report No. 92-2CWP), it is listed only as a gasoline leak with no reference made to the VOCs. ARCO also mentioned that the ARCO site is listed in the same leak report, but is erroneously listed as a waste oil leak. This is an erroneous listing based on analytical results of soil samples collected during removal of the tank in 1988 (Pacific, February 6, 1989). The samples collected and analyzed for waste-oil compounds from the waste-oil tank pit and immediately surrounding area contained non-detectable concentrations for waste oil and volatile organic compounds. Therefore, there is no evidence of a waste oil leak at the site. Laboratory analysis data from installation of the offsite borings/wells had previously been sent to Mr. Chan along with the monthly site status letters prepared for each site in Alameda County. This data will be included in a report documenting recent onsite and offsite work at the site to be delivered to ACHCSA by February 1, 1993.

Onsite work recently completed at the site includes installation of 7 vapor extraction wells and an additional groundwater monitoring well. The new onsite wells were piped together into the existing offsite vapor extraction system. In late August, a vapor extraction performance test was conducted at the site to compare the performance of the existing offsite system, which uses soil vapor probes, with use of the system using the new onsite vapor extraction wells. Performance data collected during the test will be used to facilitate design and provide information concerning the number of offsite vapor extraction wells which will be needed to enhance operation of the offsite portion of the vapor extraction system. Results of the vapor extraction test will be included in the report to be issued by February 1, 1993.

ARCO discussed plans to add additional offsite vapor extraction wells to the existing offsite vapor extraction system. ARCO is now working to obtain access for future offsite well installations. It was agreed that the Remedial Action Plan previously submitted to the ACHCSA by ARCO concerning interim groundwater remediation (RESNA, March 18, 1992) would not be implemented by ARCO as the Deeper aquifer at the site is impacted by VOCs from an offsite source. It was also agreed that since the shallow perched aquifer at the site which is impacted by gasoline hydrocarbons will not sustain pumping, the perched water bearing zone will be remediated by the vapor extraction system. Based on the remediation schedules submitted for this site in February 1992, ARCO is either on schedule or ahead of schedule for work to be performed at this site.

Upon conclusion of discussion concerning Station 276, Mr. Barney Chan departed the meeting.

ARCO Station 374, 6407 Telegraph Ave., Oakland, California.

Discussion concerning this site centered around the fact the City of Oakland had recently re-zoned the area and that previously submitted engineering designs would now have to pass through a zoning department review process. This will slow down the installation and start-up of the interim remediation system by a minimum of 60 days. Ms. Hugo asked for names of personnel she might contact at the city concerning this matter and Ms. Voruganti provided her with a listing. The names included Mr. Chris Buckley of the zoning department and Ms. Diane Bradshaw of the planning department. With these new permitting delays, the date for initiating construction of the system at the site will be moved back to at least **January, 1993**. This will allow for a system start-up date of not before **March, 1993**.

In reference to other site-related items, Mr. Whelan and Mr. Coffman pointed out that a former Mobil Oil Service Station site, which is a potential secondary source of hydrocarbons in groundwater, is located diagonally across Telegraph Avenue, approximate 120 feet southeast and upgradient/crossgradient of ARCO 374. The street address for this site is 6398 Telegraph Avenue.

This potential secondary source is currently a vacant lot owned by Givens Investment Company (Givens). The site is known to have had an underground-storage tank (UST) leak, as evidenced by placement of the site on the Report on Releases of Hazardous Substances from Underground Storage Tanks, State Water Resources Control Board, California Environmental Protection Agency, January 1992, Report No. 92-2CWP. The service station was present at this location from at least 1957 until at least 1985. According to the Report on Releases of Hazardous Substances from Underground Storage Tanks, the

leak was reported in April 1986 and was last reviewed in June 1990 and no action has been taken by the responsible party since the initial report of the leak. Actions recommended in the report regarding the former Mobil Station included removal of free product and excavation and treatment of contaminated soil.

Mr. Coffman made reference to an AquaScience Engineers report related to tank removal at the former Mobil site, which, Ms. Hugo requested a copy be forwarded to her and one has been sent. In the AquaScience Engineers report, dated May 27, 1986, it is stated that soils in the tank pit from removed tanks had a motor fuel smell and each tank pit contained water with floating product. The tank pits were excavated to a depth of twelve feet and groundwater was encountered at approximately twelve feet. The report states that the waste oil tank and one 5,000 gallon gasoline tank had holes in them when removed and inspected. Although water was pumped from the tank pits and disposed of, there is no record that any further investigation to evaluate and delineate the impact the leaking waste oil and gasoline tanks to groundwater at the former Mobil Station. Since the tanks were leaking directly into the tank pit which was in direct communication with the aquifer, it is probable there has been impact to the groundwater from these tanks. This may be a source of the gasoline hydrocarbons detected in groundwater samples from well MW-2 at the ARCO site, which is closest to the former Mobil site and upgradient from any possible ARCO source of gasoline hydrocarbons.

Ms. Hugo asked whether ARCO intended to install offsite groundwater recovery wells to be used in the groundwater remediation system. ARCO replied that once the system was operational and data had been studied, ARCO would evaluate the need for and feasibility of additional recovery wells. ARCO stated that permitting and gaining access for installation of offsite recovery wells which would then need to be piped into the groundwater remediation system could prove to be very difficult and take several months to accomplish.

Upon conclusion of discussion concerning Station 374, Ms. Valli Voruganti departed the meeting. The following three ARCO sites, 2112, 2169, and 4931 were discussed by Ms. Susan Hugo, Mr. Michael Whelan, and Mr. John Vargas and Ms. Diane Lundquist.

ARCO Station 2112, 1260 Park St., Alameda, California.

An Interim Remedial Action Plan was issued on August 27, 1992. This document discusses the remediation approach chose for this site. The System will include vapor extraction and groundwater pump and treat technologies. Previous vapor extraction and aquifer test data were to identify the number of required wells. All permits have been received at this time and construction is scheduled for October 19, 1992. The Remedial System is scheduled for start-up in February 1993.

Minutes to September 30, 1992 Meeting at ACHCSA

November 4, 1992

An additional recovery well and down-gradient well were installed. Petroleum hydrocarbons in the down-gradient well were not observed.

Ms. Hugo asked if ARCO had a contingency plan to address potential breakdown of the system. GeoStrategies Inc., has prepared an Operation and Maintenance Plan. This Plan provides that any pumps or system equipment will be repaired. Telemetry will also be added to the system so that GeoStrategies Inc., will be notified as soon as there are system problems. Groundwater piping and the system enclosure slab have been designed for secondary containment.

Ms. Hugo asked how long the system will be operating. Soil clean-up should be relatively short and the anticipated groundwater clean-up duration as outlined in the schedule for this site is for five years. After an initial start-up and operation period, a better estimate may be possible.

Ms. Hugo asked about the number of carbon beds and their replacement schedule. The groundwater system will include two 180 pound carbon vessels. Calculations for the minimum replacement periods are included in the Interim Remedial Action Plan. The Operation and Maintenance Plan provides for monitoring the influent and effluent air and water systems on a routine schedule. Carbon will be replaced once breakthrough has been detected in the first carbon beds.

ARCO Station 2169, 899 W. Grand Ave., Oakland, California.

The Remediation Implementation schedule will be revised to accommodate delays in completing the onsite assessment. The original schedule assumed this assessment would be performed concurrently with the tank removal project. However, due to space limitations at the site caused by the large quantity of stockpiled soils during tank replacement, ARCO anticipates a 4-month delay in completing the assessment. This delay pushes back the estimated system start-up date to September 1, 1993.

The onsite assessment is to be completed at this time, Vapor extraction and aquifer tests have been completed. These remedial technologies appear to be feasible. The report documents these activities in a draft. Diesel was reported for previous groundwater samples at this site. Laboratory results for other ARCO stations have erroneously reported diesel. ARCO plans to do additional analysis to confirm whether diesel has impacted the soil and groundwater. A draft report has been submitted to ARCO. The report of onsite work and a Work Plan for offsite assessment will be issued in late October to early November, 1992.

Minutes to September 30, 1992 Meeting at ACHCSA

November 4, 1992

ARCO Station 4931, 731 W. MacArthur Blvd., Oakland, California.

Mr. Vargas and Ms. Lundquist discussed the progress at his site. The Remedial System underground and enclosure has been completed. Equipment installation and start-up will be performed once all equipment is received from the manufacturers. GeoStrategies Inc., anticipated start-up by the first part of November.

A passive product skimmer has been installed in Well W-8. A products pump will be installed in this well when the system is operational. Recovery Well are AR-1 was installed adjacent to Well A-4 to address product in the well. A report documenting the installation of additional recovery wells is in draft. This report is scheduled for completion by the end of October early November.

Ms. Hugo wanted TOG and lead analyzed for four-quarters to verify that groundwater has not been impacted. ARCO agreed to analyze Well A-2 for these constituents.

Following this discussion, the meeting adjourned for lunch at 12:15 p.m.

After the lunch break, at approximately 1:15 p.m., the meeting resumed with Mr. Michael Whelan, Ms. Susan Hugo, and Mr. Joel Coffman present.

ARCO Station 6148, 5131 Shattuck Ave., Oakland, California.

Discussion began with Ms. Hugo granting approval for work proposed in work plan (RESNA, September, 1992) for installation of additional onsite monitoring wells. The report containing the results to the additional well installations is due to the ACHCSA on February 1, 1993. There was a question concerning the recently submitted 2nd quarter monitoring report for the site in which floating product was reported at 0.5 feet in one of the monitoring wells. Mr. Coffman said he would check into the matter as this was probably a mistake. A follow-up letter with corrected tables showing the correct product thickness of 0.05 feet was sent to Ms. Hugo.

Ms. Hugo requested that one of the wells (MW-1 through MW-3) be tested for all waste oil constituents, including TOG, TPHd, metals, VOCs, and 8270 for a minimum of 4 consecutive quarters. If no waste oil constituents are found, analysis for those constituents will be discontinued.

Ms. Hugo agreed it would be reasonable to decommission two of the three closely spaced monitoring wells, MW-1 through MW-3, located near the former waste-oil tank at the southwestern corner of the site. The wells to be decommissioned will be determined upon installation of the proposed additional monitoring wells and using data from 1 quarter of

monthly monitoring to establish the gradient at the site. The well to remain will be the well determined to be downgradient from the former waste-oil tank.

A work plan with proposed location of a groundwater recovery well, possible vapor extractions wells (if applicable), an aquifer test, and a vapor extraction test (if applicable) will be prepared and submitted to ACHCSA by **March 1, 1993**. The report documenting work in this work plan will be submitted to ACHCSA by **August 1, 1993**. A Remedial Action Plan (RAP) will begin to be prepared for the site as soon as results from the aquifer test and/or vapor extraction test are evaluated. The RAP is due to ACHCSA by **September 1, 1993**. The design and permitting of an interim remediation system at the site will begin in July, 1993, and is due to be completed by **October 1, 1993**. This schedule will allow for construction bids to be evaluated by **November 1, 1993**, which will provide a **February 15, 1994** construction date for the interim remediation system. This schedule will place start-up of the system at **April 1, 1994**.

Following discussion of this site, Mr. Scott Seery of the ACHCSA joined Ms. Susan Hugo, Mr. Michael Whelan, and Mr. Joel Coffman for the remainder of the site discussions.

ARCO Station 6041, 7249 Village Pkwy, Dublin, California.

Discussion concerning this site began with Mr. Seery providing some groundwater monitoring data from sites on different corners of the same intersection as the ARCO 6041 site. These sites included Unocal, BP, and Oil Changers (former Shell Oil Station) sites. The information provided by Mr. Seery showed monitoring wells on the northern perimeter (closest to ARCO site) that had or continue to have much higher levels of gasoline hydrocarbons in groundwater than wells on the ARCO site. As ARCO had presented the ACHCSA a work plan in which part of the proposed work was installation of offsite groundwater monitoring wells, it was agreed the offsite portion of the work would not proceed until some of the other responsible parties were contacted by the ACHCSA. ARCO would proceed with the onsite portion of work proposed in the work plan, which included a records search to identify potential offsite sources of hydrocarbons, installation of additional onsite monitoring wells, installation of onsite vapor extraction wells, and performing a vapor extraction test. The report for this portion of the work is due to ACHCSA on **February 1, 1993**.

Following three months monitoring of the new and pre-existing monitoring wells at the site to determine optimal positioning of a groundwater recovery well (RW-1), RW-1 will be installed and an aquifer test will be performed at the site. The report with results of the installation of the recovery well and aquifer test is due to ACHCSA on **August 1, 1993**. A Remedial Action Plan is due to the ACHCSA on **September 1, 1993**, and design of an

interim remediation system for the site is to be completed by **November 1, 1993**. With this schedule, construction bids should be secured by **December 1, 1993**, which will allow for construction of the interim remediation system to begin on **February 1, 1994**. This schedule provides for start-up of the system by **April 1, 1994**.

The offsite investigation was not placed on any definite schedule during the meeting due to information provided by Mr. Seery which showed the properties across the streets from the ARCO site (Unocal, BP, and former Shell sites) with groundwater impacted by greater concentrations of gasoline constituents than the ARCO site. This information concerning these properties across the street also indicated some of these sites with monitoring wells which are located near property boundaries (closest to the ARCO site) which contain groundwater with relatively high concentrations of gasoline constituents. Based on this information, it was agreed that any offsite investigation by ARCO will be delayed as other parties appear more likely to be responsible for offsite groundwater which may be impacted by gasoline constituents.

ARCO Station 2152, 22141 Center St., Castro Valley, California.

Discussion concerning this site was centered upon starting dates for construction of the soil vapor extraction system at the site. Mr. Whelan explained that the actual date for beginning construction at the site could vary anywhere from **mid-November 1992 to mid-January 1993**, due to internal ARCO factors associated with closing the station. Due to the amount of trenching to be performed for installation of remediation system piping, the site may have to be completely closed. In any event, the latest date given by ARCO for start-up of the system is **March 15, 1993**.

Groundwater has continued to contain non-detectable concentrations of gasoline hydrocarbons over the last few quarterly monitoring episodes and offsite investigation is not warranted. The extent of soils impacted by gasoline hydrocarbons has been delineated onsite.

ARCO Station 601, 712 Lewelling Blvd., San Leandro, California.

Mr. Seery said the contract between the City of San Leandro and ACHCSA was being worked out and was almost finished. He said this site was still considered to be in the deposit/refund section of oversight within the ACHCSA and would be transferred to the local oversight program (LOP) as soon as ACHCSA was granted the contract by the City. He requested a check from ARCO for \$601.00 for time he has spent reviewing the project at his \$71.00/hour rate.

The response letter to Mr. Seery's letter of July 30, 1992 was discussed next. Mr. Seery wanted to have additional soil borings near the former waste-oil tank drilled and sampled for waste-oil constituents. He cited the high (287.1 ppm) lead content in samples previously collected from Boring B-6/MW-1 as rationale for this request. Mr. Whelan suggested we are proposing to stop any offsite migration of these compounds in groundwater with the proposed groundwater recovery system to be installed at the site and that ARCO would sample the perimeter well (MW-8) in the downgradient direction from the former waste-oil tank to ascertain that these compounds had not migrated to the site perimeter. It was pointed out that the soils at the site are very impermeable and migration of compounds from the former waste-oil tank would be very unlikely as evidenced by results from the ARCO vapor extraction test and the Aquifer test performed across the street from the site at the former Shell Station.

Mr. Seery would not agree with this proposal and asked that well MW-1, located near the former waste-oil tank be sampled and analyzed for waste-oil constituents. As this well has historically contained floating product, we explained that matrix interference would probably result. Discussion followed about laboratories as Mr. Seery stated that someone at Pace Laboratories had told him we could run analyses for halocarbons, metals, the 8270, and TOG without interference by the product in the well. It was agreed that this issue would be further explored. Mr. Seery stated that on some occasions, there was no product in well MW-1 but this had not coincided with our scheduled sampling dates. He suggested, and ARCO agreed to be ready to sample MW-1 on any occasion in which there is no product present.

ARCO suggested that we collect soil samples in proposed soil boring B-17, to be located in the southeast corner of the site, crossgradient from B-6/MW-1, and analyze them for lead content to establish background levels for lead at the site. This was suggested in response to Mr. Seery pointing out that B-6 contained lead at up to 130 ppm in samples collected below first-encountered groundwater at the site. As lead doesn't readily migrate downward through clays and silts, Mr. Whelan suggested this may be indicative of a regional problem with lead in soils.

Concerning Mr. Seery's assertion that ARCO may be required to investigate the deeper water-bearing zone for possible hydrocarbon impact, he stated this may be required in the future. He stated that boring logs from the site showed bioturbation and roots at depths up to 16-1/2 feet. Mr. Coffman pointed out that soil samples collected from the clay aquitard beneath the site contained nondetectable amounts of gasoline hydrocarbons and that according to the GeoStrategies report concerning the former Shell site across the street from the ARCO site, no deeper aquifer was encountered at depths up to 25 feet below ground surface.

Minutes to September 30, 1992 Meeting at ACHCSA

November 4, 1992

It was discussed that we would have the report of additional on and offsite investigation to Mr. Seery approximately 16 weeks from the date agreement was reached on scope of work to be performed and that this schedule may be altered due to city and other offsite encroachment concerns.

Discussion concerning the remediation schedule for this site included ARCO informing Mr. Seery of the fact that City Planning and Engineering Departments were requiring plans and specifications for the trench remediation system to be signed and stamped by a Professional Civil Engineer. ARCO also informed Mr. Seery that permitting delays can be expected due to the complex nature of the interim remediation system to be installed. These delays will move the anticipated start-up date for the system to the third quarter of 1993 and possibly into the fourth quarter 1993.

Discussion concluded with agreement that ARCO and Mr. Seery would speak again the week of October 5, 1992 concerning this site. The meeting was concluded at approximately 5:15 p.m.

Mr. Joel Coffman and Mr. Seery spoke on October 9, 1992 regarding ARCO's decision to proceed with drilling and sampling three soil borings in the vicinity of the former waste-oil tank, as Mr. Seery requested. These borings were drilled and sampled by RESNA on October 12, 1992 and samples from these borings will be analyzed for the waste-oil constituents as outlined in Table 2 of the Regional Water Quality Control Board's August 10, 1990 recommendations.

If you have any questions or comments concerning these minutes to the meeting, please call us at (408) 264-7723.

Sincerely,
RESNA Industries Inc.



Joel Coffman
Project Geologist

cc: Michael Whelan, ARCO Products Company
Chris Winsor, ARCO Products Company
John Meck, ARCO Legal Dept.
John Jang, RWQCB
Richard Hiatt, RWQCB
John Vargas, GeoStrategies



A RESNA Company

RESNA

Working To Restore Nature

3315 Almaden Expressway, Suite 34
San Jose, CA 95118
Phone: (408) 264-7723
Fax: (408) 264-2435

3858

October 16, 1992
1016BCHA.2035
61026.02

Mr. Barney Chan
Alameda County Health Care Services Agency
Department of Environmental Health
80 Swan Way, Room 200
Oakland, California 94624

Subject: Site Status Update for ARCO Station 2035, 1001 San Pablo Avenue, Albany, California.

Dear Mr. Chan:

This letter provides an update on investigation and remedial activities conducted for the above-referenced site. This update covers site activities performed during September 1992, and site activities anticipated for the month of October 1992.

September 1992 Activities

- Performed bi-weekly product removal from well RW-1.
- Performed groundwater monitoring.
- Initiated preparation of the Additional Subsurface Environmental Investigation and Vapor Extraction Test Report.
- Continued permitting with Cal-Trans and City of Albany for drilling and installation of the offsite wells.
- Initiate design and permitting of an interim soil and groundwater remediation system at the site.

Site Status Update
ARCO Station 2035, Albany, California

October 16, 1992
61026.02

Work Anticipated for October 1992

- Continue monthly groundwater monitoring.
- Bi-weekly removal of floating product will continue.
- Drill and install offsite wells, and three additional vapor wells.
- Continue report preparation of onsite vapor extraction well installation and vapor extraction test.

If you have any questions or comments regarding this letter, please call us at (408) 264-7723.

Sincerely,
RESNA Industries Inc.



Joel Coffman
Project Geologist

cc: Mr. Michael Whelan, ARCO Products Company
Mark Thomson, Alameda County District Attorney's Office
Richard Hiatt, Regional Water Quality Control Board

3315 Almaden Expressway, Suite 34
San Jose, CA 95118
Phone: (408) 264-7723
Fax: (408) 264-2435

TRANSMITTAL

3858

TO: Mr. E. Nacor
State of California
Department of Transportation
P.O. Box 7310
San Francisco, California 94120

DATE: October 13, 1992
PROJECT NUMBER: 69036.05
SUBJECT: Encroachment Permit to Install
one Monitoring Well at ARCO Station
2035, 1001 San Pablo Avenue, Albany,
California.

FROM: Barbara Sieminski
TITLE: Assistant Project Geologist

WE ARE SENDING YOU:

COPIES	DATED	NO.	DESCRIPTION
1	10/13/92	69036.05	Encroachment Permit for the above subject site.

92 OCT 13 PM 11:00

THESE ARE TRANSMITTED as checked below:

- For review and comment Approved as submitted Resubmit ___ copies for approval
 As requested Approved as noted Submit ___ copies for distribution
 For approval Return for corrections Return ___ corrected prints
 For your files

REMARKS: cc: Mr. Michael Whelan, ARCO Products Company
Mr. Barney Chan, Alameda County Health Care Services Agency
Mr. Richard Hiatt, Regional Water Quality Control Board

Copies: 1 to RESNA project file no. 69036.05

**RESNA***Working To Restore Nature*

3315 Almaden Expressway, Suite 34
San Jose, CA 95118
Phone: (408) 264-7723
Fax: (408) 264-2435

October 13, 1992
1013enac
69036.05

Mr. E. Nacor
State of California
Department of Transportation
Box 7310
San Francisco, California 94120

Subject: Street Encroachment Permit to Install One Monitoring Well and Conduct Offsite Subsurface Environmental Investigation at ARCO Station 2035, located at 1001 San Pablo Avenue, Albany, California.

Dear Mr. Nacor:

On behalf of ARCO Products Company (ARCO), RESNA Industries Inc. (RESNA) is requesting a street encroachment permit to install and monitor one groundwater monitoring well (MW-4) on the street adjacent to the property located at 1001 San Pablo Avenue in Albany, California (Plate 1) as part of an ongoing offsite subsurface environmental investigation. The proposed groundwater monitoring well will be installed in the sidewalk area on San Pablo Avenue as shown on Plate 2. After initial installation of the well, it will be monitored on a quarterly basis to determine changes in groundwater levels, and sampling to determine groundwater quality.

Description of Work

One soil boring (B-20) will be drilled using 10-inch-diameter hollow-stem augers approximately 35 feet below ground surface. Monitoring well (MW-4) will be constructed in the boring using a clean 2-inch diameter, thread-jointed, Schedule 40 polyvinyl chloride (PVC) casing. No chemical cements, glues, or solvents will be used in well construction. The casing bottom will be sealed with a threaded end-plug, and the casing top with a locking plug. The screened portion of the well will be constructed of machine-slotted PVC casing with 0.020-inch-wide (typical) slots. The screened section in the groundwater monitoring well will be placed to allow monitoring during seasonal fluctuations of groundwater levels. The annular space of the well will be backfilled with No. 3 sand, to approximately two feet above the top of the screened casing. A 1 to 2-foot-thick bentonite plug will be placed

RESNA

Working To Restore Nature

Street Encroachment Permit Request
ARCO Station 2035, Albany, California

October 13, 1992
69036.05

above the sand as a seal against cement entering the filter pack. The remaining annulus will be then backfilled with a slurry of water, neat cement, and bentonite to approximately one foot below the ground surface. An aluminum traffic-rated utility box with a PVC apron will be placed over the wellhead and set in concrete, place flush with the surrounding ground surface. The wellhead cover will have a seal to protect the monitoring well against surface-water infiltration and requires a special wrench to open. The design discourages vandalism and reduces the possibility of accidental disturbance of the well. A typical monitoring well construction is shown on Plate 3.

The proposed monitoring well will be an important source of information concerning soils and groundwater in the immediate area of ARCO Station 2035 located at 1001 San Pablo Avenue in Albany, California. The installation and maintenance of the well will remain the responsibility of ARCO. A well construction permit will be acquired from Alameda County Flood Control and Water Conservation District, Zone 7 (ACFCWCD) prior to drilling, and an underground utility line locating company will be contracted to locate underground utilities.

If you have any questions regarding this request, please call us at (408) 264-7723.

Sincerely,
RESNA Industries Inc.

Barbara Sieminski

Barbara Sieminski
Assistant Project Geologist

Joel Coffman

Joel Coffman
Project Geologist

Enclosures: Plate 1, Site Vicinity Map (five copies)
 Plate 2, Proposed Boring/Monitoring Well Locations (five copies)
 Plate 3, Typical Monitoring Well Construction (five copies)
 Standard Encroachment Permit Application
 Performance Bond for \$2,000
 Check No. 824, dated 10/13/92 for \$260.00 (Permit Fee)

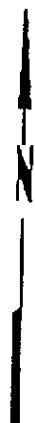
cc: Michael Whelan, ARCO Products Company
 Barney Chan, Alameda County Health Care Services Agency
 Richard Hiatt, Regional Water Quality Control Board




Base: U.S. Geological Survey
 7.5-Minute Quadrangles
 Richmond/Oakland West,
 California
 Photorevised 1980

LEGEND

⊙ = Site Location



Approximate Scale



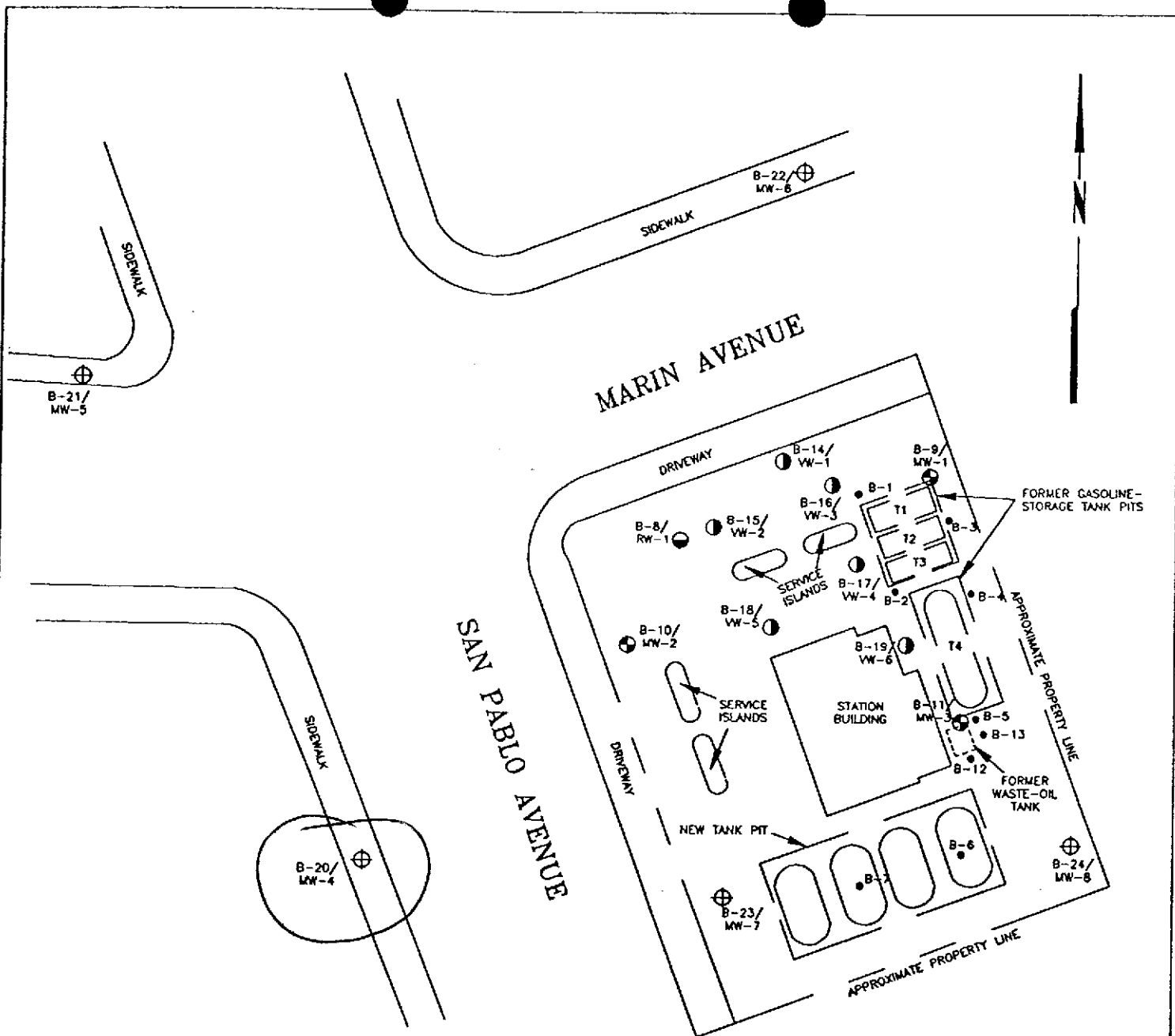
RESNA

SITE VICINITY MAP
ARCO Station 2035
1001 San Pablo Avenue
Albany, California

PLATE

1

PROJECT 69036.05



EXPLANATION

- B-24/
MW-8 ⊕ = Proposed monitoring well
- B-19/
VW-6 ● = Vapor extraction well
(RESNA, Aug. 1992)
- B-8/
RW-1 ◯ = Recovery well
(Exceltech, October 1991)
- B-11/
MW-3 ⊕ = Monitoring well
(Exceltech, October 1991)
- B-13 ● = Soil boring
(RESNA, Aug. 1989, June 1991, and Aug. 1992)

Approximate Scale



Source: Surveyed by John E. Koch, Land Surveyor.

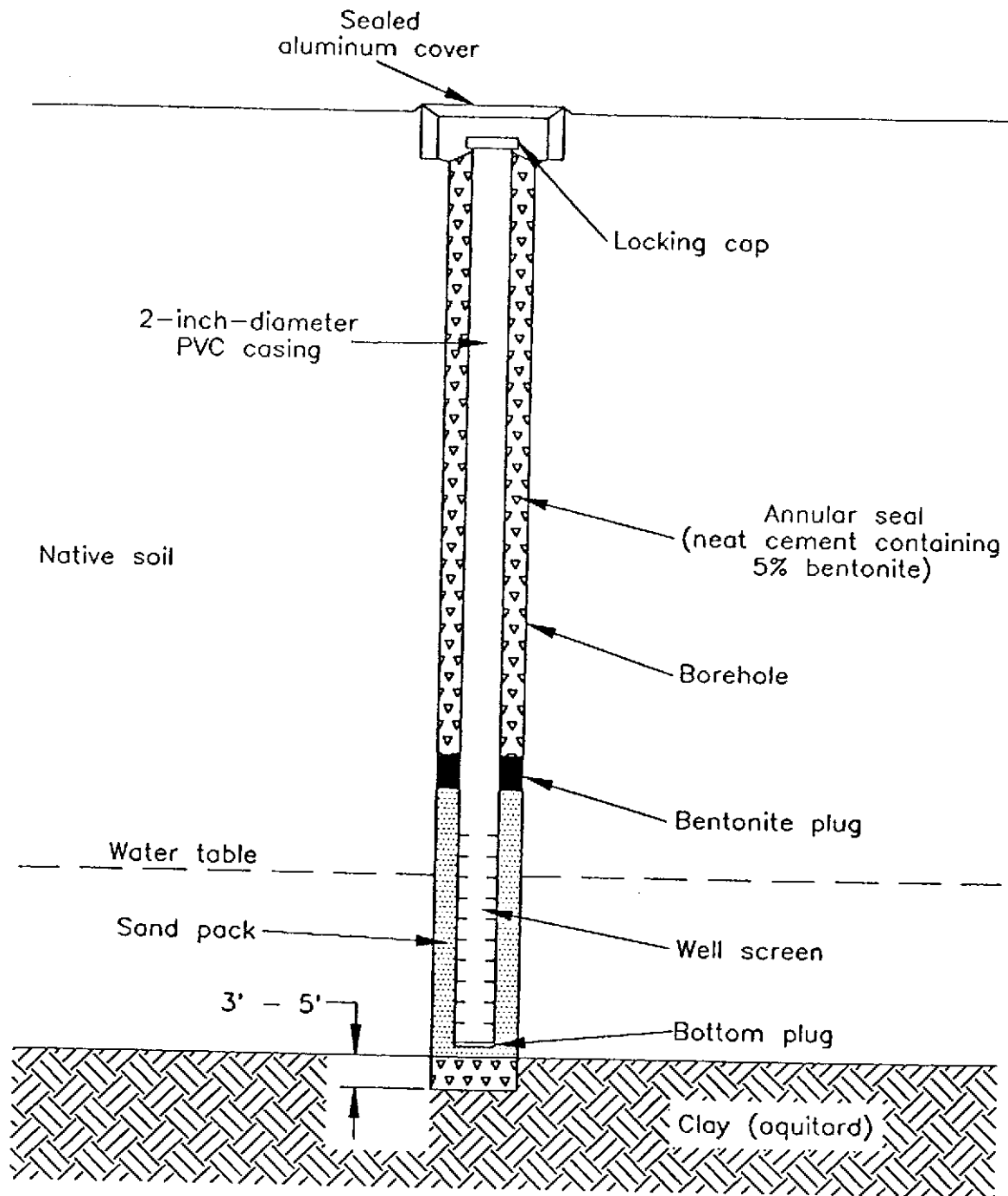
RESNA
Working to Restore Nature

PROJECT 69036.05

PROPOSED BORING/
WELL LOCATIONS
ARCO Station 2035
1001 San Pablo Avenue
Albany, California

PLATE
2

GROUNDWATER MONITORING WELL



Not to scale

RESNA
Working to Restore Nature

PROJECT 69036.05

TYPICAL
MONITORING WELL CONSTRUCTION
ARCO Station 2035
1001 San Pablo Avenue
Albany, California

PLATE
3

STANDARD ENCROACHMENT PERMIT APPLICATION

DM-M-P-201A (REV 1/90) PART A

Permit No.
Dist/Co/Rte/PM

Permission is requested to encroach on the State Highway right of way as follows: (Complete all items: NA if not applicable.) Application is not complete until all required attachments are included.

Location: City ALBANY	1	County ALAMEDA	2	Route	3	Post Mile	4	Date	5				
Address or Street Name 1001 SAN PABLO AVENUE		6		Cross Street (distance and direction from site) MARIN AVENUE		7		FOR CALTRANS USE					
Portion of Right of Way NEST SIDEWALK (SEE PLATE 2)		8		Work to be Performed By		9							
				<input type="checkbox"/> Own Forces <input checked="" type="checkbox"/> Contractor									
Est. Starting Date OCTOBER 1992		10		Est. Completion Date OCTOBER 1992		11		Estimated Cost in State R/W \$ 3,600					
EXCAVATION	Max. Depth 35	13	FL	Average Depth NA	14	FL	Average Width 1	15	Length NA	16	FL	Surface Type Concrete	17
PIPES	Type NA	18		Diameter NA	19		Voltage/PSIG NA	20	Product NA	21			

FULLY DESCRIBE WORK WITHIN STATE R/W: Attach complete plans (5 sets folded 9 1/2 x 11), specs, calcs, maps, etc., if applicable.

One 10-inch-diameter soil boring will be drilled to the depth of approximately 35 feet below the ground surface, and 2-inch-diameter groundwater monitoring well (MW-4) installed in the boring. Monitoring well construction details are shown on attached Plate 3. After initial installation of the well, it will be monitored on a quarterly basis to determine changes in groundwater levels, and for sampling to determine presence of any groundwater contamination. The monitoring well will be an important source of information concerning soils and groundwater in the immediate area of ARCO Station 2035.

IS ANY WORK BEING DONE ON APPLICANT'S PROPERTY? If "Yes" briefly describe and attach site and grading plans.

Yes No Monitoring and sampling of the onsite groundwater monitoring wells

22

IS A CITY, COUNTY OR OTHER AGENCY INVOLVED IN ENVIRONMENTAL APPROVAL?

23

Yes (Check Documentation type and attach approved copy) well construction permit will be obtained from Alameda County Flood Control and Water Conservation District, Zone 7, prior to drilling
 Exempt N.D. EIR
 No (Check the category below which describes the project)

- | | | | |
|--|--|---|--|
| <input type="checkbox"/> SURVEY | <input type="checkbox"/> FENCE | <input type="checkbox"/> PARADES, CELEBRATIONS | <input type="checkbox"/> MAINTENANCE OF EXISTING LANDSCAPING |
| <input type="checkbox"/> FLAGS, SIGNS, BANNERS, DECORATIONS | <input type="checkbox"/> SINGLE FAMILY DWELLING DRIVEWAY | <input type="checkbox"/> COMMUNITY ANTENNA TV SYSTEM | <input type="checkbox"/> REGULATORY WARNING INFORMATION SIGNS |
| <input type="checkbox"/> TEMPORARY SIGNALS | <input type="checkbox"/> REMOVAL-REPLACEMENT OF DISTINCTIVE ROADWAY MARKINGS | <input type="checkbox"/> EROSION CONTROL | <input type="checkbox"/> DITCH PAVING |
| <input type="checkbox"/> PUBLIC UTILITY MODIFICATIONS, EXTENSIONS, HOOKUPS | <input type="checkbox"/> DITCH PAVING | <input type="checkbox"/> AGRICULTURAL APPROACH | <input type="checkbox"/> MODIFICATION OF TRAFFIC CONTROL SYSTEMS |
| <input type="checkbox"/> SIDEWALK/GUTTERS | <input type="checkbox"/> MAILBOX | <input type="checkbox"/> MOVIE, TV FILMING | |
| | | <input type="checkbox"/> MAINTENANCE, RECONSTRUCTION, OR RESURFACING OF A DRIVEWAY OF ROAD APPROACH | |

NONE OF THE ABOVE. IF PROJECT CANNOT BE DESCRIBED IN ABOVE CATEGORIES, REQUEST APPLICATION PART B FROM THE PERMIT OFFICE.

THE UNDERSIGNED AGREES THAT THE WORK WILL BE DONE IN ACCORDANCE WITH CALTRANS RULES AND REGULATIONS AND SUBJECT TO INSPECTION AND APPROVAL

Organization or Applicant RESNA Industries for ARCO	Phone (415) 264-7723	Architect, Engineer or Project Mgr. Toel Cuffman	Phone (415) 264-7723
---	--------------------------------	--	--------------------------------

Address (include city and zip code)
3315 Almaden Expressway, Suite 34, San Jose, CA 95118

Authorized Signature <i>Toel Cuffman for Resna</i>	Title
---	-------

FEE CALCULATIONS (For Caltrans Use Only)

Cash Charge Exempt
 Set Fee AS (Estimated) AX (Actual Cost)
 Major Project EA _____

Calculated By: -----	(1)	(2)	(3)
Fee/Deposit	Initial Deposit Due	Addl Deposit	Total Fee
a. Bridge Toll (if Applicable)	\$ _____	\$ _____	\$ _____
b. Review <input type="checkbox"/> Set Fee			\$ _____
<input type="checkbox"/> Calc Fee	\$ _____		\$ _____
Estimated _____ Hrs @ \$60 per hr			
Additional Rev & _____		\$ _____	\$ _____
P.E.E.R. Hours			
EA _____	\$ _____	\$ _____	\$ _____
c. Inspection <input type="checkbox"/> Set Fee			\$ _____
<input type="checkbox"/> Calc Fee	\$ _____		\$ _____
Estimated _____ Hrs @ \$60 per hr			
EA _____	\$ _____	\$ _____	\$ _____
d. Field Work			
<input type="checkbox"/> Cal Fee		\$ _____	\$ _____
TOTAL FEE/DEPOSIT			
	Collected by:	Collected by:	Collected by:
	Initial Deposit Paid	Addl Deposit	Total Fee
	\$ _____	\$ _____	\$ _____

	NO	Yes	Amount \$
Surety Bond Required?	<input type="checkbox"/>	<input type="checkbox"/>	_____
Liability Insurance Required?	<input type="checkbox"/>	<input type="checkbox"/>	_____

STATE OF CALIFORNIA - DEPARTMENT OF TRANSPORTATION
PERFORMANCE BOND OF STATE HIGHWAY ENCROACHMENT PERMITTEE
 TR-0001A (REV. 10/90)

[To Accompany the Permit]
 Streets and Highways Code Section 677

BOND NO.: DLP0232701		PERMIT NO.:		PRINCIPAL: Resna Industries, Inc	
LOCATION	DIST.	CO.	RT.	P.M.	EFFECTIVE DATE:
BOND NUMBER	DLP0232701		PREMIUM AMOUNT	\$100 + \$10 Policy fee per ann	

Know All Persons by These Presents:

That Resna Industries, Inc, as **PRINCIPAL**, having an address for service of 42501 Albreca St, Fremont, Ca 94538 and Ranger Insurance Company, a Surety Company qualified and duly licensed to do business in the State of California, as **SURETY**, are held and firmly bound to the **STATE OF CALIFORNIA**, as **OBLIGEE**, in the sum of Two Thousand and 00/100-----* Dollars (\$2,000.00-----*),

lawful money of the United States of America, to be paid to the **OBLIGEE**, for which payment, we bind ourselves, our heirs, executors, administrators, successors, and assigns, jointly and severally,

THAT THE CONDITION OF THIS OBLIGATION IS SUCH,

1. That whereas **PRINCIPAL** has made, or is about to make, application to the State of California for a permit under Article 2 of Chapter 3 of Division 1 of the Streets and Highways Code to place, change or renew an encroachment in, under or over any portion of a state highway, and Streets and Highways Code Section 677 requires a bond payable to the State of California as a condition therefore, this performance bond is executed and tendered in accordance therewith.
2. That this bond shall be subject to all of the terms and provisions of the afore-mentioned provisions of the Streets and Highways Code.
3. That if the **PRINCIPAL** shall fail to faithfully perform the work for which the encroachment permit was issued, then the **SURETY** herein shall pay for the same, otherwise this obligation is null and void.
4. No right of action shall accrue under this bond to or for the use of any person or entity other than the State of California.
5. That this bond shall be deemed continuous in form, remain in full force and effect, and run concurrently with the permit period and any and all renewals, or until cancellation or withdrawal of the **SURETY** from the bond. If no work has commenced under the encroachment permit, the **SURETY** may cancel this bond upon thirty (30) days written notice to the **OBLIGEE**.
6. That the **SURETY** shall bear no liability on this bond in the event the encroachment permit issued to the **PRINCIPAL** is cancelled or withdrawn prior to commencement of work on State property by the **PRINCIPAL**.

(SEE REVERSE SIDE)

PERFORMANCE BOND OF STATE HIGHWAY ENCROACHMENT PERMITTEE
 TR-0001B (REV. 10/90)

7. This bond to become effective on October 1, 1992
8. This bond is executed to comply with the provisions of Chapter 3 of Division 1 of the Streets and Highways Code and of Chapter 2, Title 14, Part 2 of the Code of Civil Procedure, and said bond shall be subject to all of the terms and provisions thereof.

NAME OF PRINCIPAL Resna Industries, Inc		DATE 10/3/92
BUSINESS ADDRESS OF PRINCIPAL 42501 Albrea St.,		
CITY Fremont	STATE Ca	ZIP CODE 94538
PRINT OR TYPE NAME OF AUTHORIZED SIGNATURE AND TITLE JOEL OFFINER Project Manager		AUTHORIZED SIGNATURE AND TITLE <i>Joel Offiner, Project Mgr</i>

NAME OF SURETY: Ranger Insurance Company		DATE: 10/3/92
BUSINESS ADDRESS OF SURETY: 9920 Pacific Hts Blvd., #500		
CITY: San Diego,	STATE: Ca	ZIP CODE: 92121-4321

I certify (or declare) under penalty of perjury that I have executed the foregoing bond under an unrevoked power of attorney. Executed on (date) 10/3/92 in (city, state) San Jose, Ca
under the laws of the State of California.

PRINT OR TYPE NAME OF ATTORNEY-IN-FACT FOR SURETY: D.L. Lowes	SIGNATURE OF ATTORNEY-IN-FACT FOR SURETY: <i>D.L. Lowes</i>
--	--

RANGER INSURANCE COMPANY

c/o Douglass Financial Corporation • Corporate Office, San Diego, California

**BOND
POWER OF ATTORNEY**

KNOW ALL MEN BY THESE PRESENTS: That the Douglass Financial Corp., a corporation duly organized and existing under the laws of California having its principal office in the City of San Diego, California, does hereby nominate, constitute and appoint: D.L. Lowes of: San Jose, Ca

the true and lawful agent and Attorney-in-Fact of Ranger Insurance Company, pursuant to the attached Power of Attorney, to make, execute, seal and deliver for and on its behalf as surety, and its act and deed, any and all bonds, contracts, agreements of indemnity and other undertakings in suretyship provided, however, that the penal sum of \$50,000.00 is granted and is signed and sealed by facsimile under and by authority of the Resolution adopted by the Board of Directors of the RANGER INSURANCE COMPANY at a meeting duly called and held on November 10, 1988.

IN WITNESS WHEREOF, the said Ranger Insurance Company has caused these presents to be executed by its Attorney-in-Fact; with its corporate seal affixed.




Date: October 3, 1992
R. Spencer Douglass
R. Spencer Douglass, Attorney-in-Fact

STATE OF CALIFORNIA)
COUNTY OF SAN DIEGO)

On this 3rd day of October, 1992, before the subscriber, a Notary Public of the State of California, in and for the County of San Diego, duly commissioned and qualified, came R. Spencer Douglass, Chairman of the Board of Douglass Financial Corp. and General Agent for Ranger Insurance Company, to me personally known to be the individual and officer described in and who executed the preceding instrument and he acknowledged the execution of the same, and being by me duly sworn, deposeth and saith, that he is the said officer of the Corporation aforesaid, and that the seal affixed to the preceding instrument is the Corporate Seal of said Company and that the said Corporate Seal and his signature as such officer were duly affixed and subscribed to the said instrument by the authority and direction of the said Company.

IN WITNESS WHEREOF, I have hereunder set my hand and affixed my Official Seal, at the City of San Diego, the day and year first above written.



Kathleen Terry
Notary Public

**BOND
POWER OF ATTORNEY**

This Power of Attorney is granted and is signed and sealed by facsimile under and by the authority of the following Resolution adopted by the Board of Directors of the RANGER INSURANCE COMPANY at a meeting duly called and held on November 10, 1988, which said Resolution has not been amended or rescinded and of which the following is a true, full and complete copy.

"RESOLVED, That this Company do and it hereby does authorize and empower R. Spencer Douglass as Attorney-in-Fact under its corporate seal to

RESNA

Working To Restore Nature

3315 Almaden Expwy., #34 San Jose, CA 95118 (408) 264-7723

EXPLANATION	AMOUNT
<i>Permit Fee</i>	<i>260.00</i>

11-35
1210

0824

PAY
AMOUNT
OF

Two hundred sixty dollars & 10/100 — DOLLARS

CHECK
AMOUNT

DATE	TO THE ORDER OF	DESCRIPTION	CHECK NUMBER	CHECK AMOUNT
<i>10/13</i>	<i>Caltrans</i>	<i>Job # 69036.05</i>	<i>824</i>	<i>\$ 260⁰⁰</i>

Joel Gorman

 BANK OF AMERICA Mission San Jose Branch 1096
P.O. BOX 3368 FREMONT, CA 94539

⑈000824⑈ ⑆121000358⑆ 10956⑈03218⑈

October 12, 1992

92 OCT 14 PM 12:55

Ms. Susan Hugo
Alameda County Department of Environmental Health
80 Swan Way
Oakland, California 94621

ARCO Products Company Facilities in Alameda County

Dear Ms. Hugo:

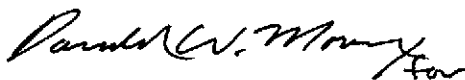
Please find attached, Quarterly Summary Reports (QSRs) for ARCO Products Company Service Stations in Alameda County. The QSRs summarize activities conducted by ARCO at the respective sites during the third quarter of 1992; also included are projected site activities for the fourth quarter of 1992 and a bibliography of reports submitted for each location.

The QSRs are classified by city and address within Alameda County. We are submitting this document and attached QSRs as agreed. Please note that we are forwarding copies of the QSRs to the Regional Water Quality Control Board (RWQCB).

Please note that ARCO Products Company has reviewed the RWQCB's February 19, 1991 printout of ARCO fuel leak sites. We have evaluated each site with respect to ARCO's responsibility for investigation, monitoring, and/or remediation. Those locations for which ARCO is not responsible were listed and described in the QSR package delivered to you on July 15, 1991. The attached QSRs therefore represent only those locations for which ARCO is responsible.

ARCO is planning the next comprehensive QSR submittal for ARCO sites on January 15, 1993. Please do not hesitate to contact us with any questions regarding this submittal.

Sincerely yours,



Kyle A. Christie
Environmental Engineer

Attachments: ARCO Facility QSRs

UST LEAK Date of Last Current
SITE UPDATE Review/Update June 29, 1992 Date September 25, 1992

SITE IDENTIFICATION

Name ARCO Service Station 2035 Case No.
Address 1001 San Pablo Avenue
Street Number Street
Albany 94706
City ZIP Code
County Alameda Substance Gasoline
Local Agency Alameda County Health Care Services Agency
Regional Board Regional Water Quality Control Board - San Francisco Bay Area

LEAD STAFF PERSON ACHCSA - Barney Chan

CASE TYPE

Undetermined Soil Only X Groundwater Drinking Water

STATUS (Date indicates when case moved into status)

No Action Taken
X Leak Being Confirmed Date 1/90
X Preliminary Site Assessment Workplan Submitted Date 4/29/91
X Preliminary Site Assessment Underway Date 7/1/91
X Pollution Characterization Date 10/91
X Remediation Plan Date 11/91
Remedial Action Underway Date
Post Remedial Action Monitoring Date
Case Referred to Regional Board Date
Case Referred to Dept. of Health Services Date
Case Closed Date

COMMENTS/MILESTONES:

USTs and product lines replaced in August - September 1991; impacted backfill excavated and aerated onsite. Treated soil removed to landfill. Installed three 4-inch diameter groundwater monitoring wells and one 6-inch diameter groundwater monitoring well. Performed aquifer pump test in November 1991. Drilled and installed vapor extraction wells VW-1 through VW-6, and performed a vapor extraction test (VET) in August 1992.

RECENT ACTIVITIES/FINDINGS:

Last Quarter Activities: Installed Horner EZY floating product skimmer in well MW-1. Submitted Addendum Three to Work Plan to regulatory agencies on May 26, 1992. Submitted First Quarter 1992 Quarterly Groundwater Monitoring Report to regulatory agencies. Performed monthly inspections of product skimmer.

Current Quarter Activities: Performed bi-weekly inspections of product skimmer. Drilled and installed six vapor extraction wells (VW-1 through VW-6) between August 19 and 21, 1992. Performed VET on August 25, 1992. Submitted Second Quarter 1992 Quarterly Groundwater Monitoring Report to regulatory agencies on August 31, 1992. Initiated obtaining street encroachment permits to install offsite wells.

ANTICIPATED ACTIVITIES:

Next Quarter Activities: ARCO to perform quarterly groundwater monitoring. Perform bi-weekly inspections of the product skimmer. Prepare quarterly groundwater report. Upon gaining offsite access, drill and install offsite wells.

Reports documenting the site's history are listed on page 2.

<u>REPORT</u>	<u>DATE</u>	<u>CONSULTANT</u>
Letter Report on Quarterly Groundwater Monitoring Second Quarter 1992 69036.04	8/31/92	RESNA
Addendum Three to Work Plan 69036.06	5/28/92	RESNA
Letter Report on Quarterly Groundwater Monitoring, First Quarter 1992 69036.03	5/4/92	RESNA
Subsurface Environmental Investigation and Pump Test 69036.02	3/6/92	RESNA
Addendum Two to Work Plan	9/24/91	RESNA
Underground Gasoline-Storage Tank Removal and Replacement 69036.03	9/11/91	RESNA
Work Plan for Subsurface Investigation and Remediation and Addendum One to Work Plan (AGS 69036-2).	4/29/91	RESNA/Applied GeoSystems
Limited Environmental Site Assessment AGS 69036-1	1/24/90	Applied GeoSystems

3315 Almaden Expressway, Suite 34
San Jose, CA 95118
Phone: (408) 264-7723
Fax: (408) 264-2435

August 21, 1992
0811BCHA.2035
61026.01

Mr. Barney Chan
Alameda County Health Care Services Agency
Department of Environmental Health
80 Swan Way, Room 200
Oakland, California 94624

Subject: Site Status Update for ARCO Station 2035, 1001 San Pablo Avenue, Albany, California.

Dear Mr. Chan:

This letter provides an update on investigation and remedial activities conducted for the above-referenced site. This update covers site activities performed during July 1992, and site activities anticipated for the month of August 1992.

July 1992 Activities

- Performed bi-weekly product removal from well RW-1.
- Performed groundwater monitoring.
- Initiated obtaining street encroachment permit to install three offsite groundwater monitoring wells.
- Initiated contact with the City of Albany regarding permitting requirements for installation of a future interim soil and groundwater remediation system.

Work Anticipated for August 1992

- Continue monthly groundwater monitoring.
- Submit Draft Second Quarter Monitoring Report to ARCO.


Site Status Update
ARCO Station 2035, Albany, California

August 21, 1992
61026.01

- Continue permitting for onsite well installations.
- Bi-weekly removal of floating product will continue.
- Drill soil borings and install onsite vapor extraction wells as outlined in the Addendum Three to Work Plan (RESNA, April, 1992).
- Perform vapor extraction test.

If you have any questions or comments regarding this letter, please call us at (408) 264-7723.

Sincerely,
RESNA Industries Inc.



Joel Coffman
Project Geologist

cc: Mr. Michael Whelan, ARCO Products Company

3315 Almaden Expressway, Suite 34
San Jose, CA 95118
Phone: (408) 264-7723
Fax: (408) 264-2435

July 24, 1992
0724BCHA.2035
61026.01

Mr. Barney Chan
Alameda County Health Care Services Agency
Department of Environmental Health
80 Swan Way, Room 200
Oakland, California 94624

Subject: Site Status Update for ARCO Station 2035, 1001 San Pablo Avenue, Albany, California.

Dear Mr. Chan:

This letter provides an update on investigation and remedial activities conducted for the above-referenced site. This update covers site activities performed during June 1992, and site activities anticipated for the month of July 1992.

June 1992 Activities

- Performed bi-weekly product removal from well RW-1.
- Performed groundwater monitoring.

Work Anticipated for July 1992

- Continue monthly groundwater monitoring, and submit draft Second Quarter Monitoring Report to ARCO for review.
- Bi-weekly removal of floating product will continue.
- Initiate obtaining street encroachment permit to install three offsite groundwater monitoring wells.
- Upon approval, by Alameda County Health Care Services Agency, of the work plan (RESNA, May 28, 1992) for installation of vapor extraction wells, three

Site Status Update
ARCO Station 2035, Albany, California

July 24, 1992
61026.01

vapor wells will be installed, and a vapor extraction test will be performed at this site. Will proceed with permitting of wells and scheduling of well installation if work plan approval has not been granted within 60 days (by July 28, 1992) of work plan submittal date (May 28, 1992).

- Initiate contact with the City of Albany regarding permitting requirements for installation of an interim soil and groundwater remediation system.

If you have any questions or comments regarding this letter, please call us at (408) 264-7723.

Sincerely,
RESNA Industries



Joel Coffman
Project Geologist

cc: Mr. Michael Whelan, ARCO Products Company

ARCO Products Company

2000 Alameda de las Pulgas
Mailing Address: Box 5811
San Mateo, California 94402
Telephone 415 571 2400



92 JUL -6 PM 2:42

July 3, 1992

Mr. Richard Hiett
California Regional Water Quality Control Board
2101 Webster Street, Suite 500
Oakland, California 94612

Subject: Minutes of Meeting on June 11, 1992 at the Regional Water Quality Control Board (RWQCB) to discuss work progress at ARCO Stations which are under the jurisdiction of Mr. Richard Hiett of the RWQCB.

Mr. Hiett:

I would like to thank you and the people from the Alameda County Health Care Services Agency (ACHCSA) for agreeing to meet with ARCO and our consultants concerning ARCO sites within your regulatory jurisdiction located within Alameda County, California. This letter is our understanding of the status and schedules for the sites which were discussed. If you should notice any discrepancies from your understanding of the status or schedule of these sites noted, please notify ARCO. This letter is a brief overview of a meeting held at the RWQCB in Oakland, California at 2:00 pm on Thursday, June 11, 1992 concerning work progress and plans for future work at ARCO Stations in Alameda County, California which are currently under the regulatory jurisdiction of Mr. Richard Hiett of the RWQCB. Attending the meeting were Mr. Richard Hiett and Mr. Lester Feldman of the RWQCB; Ms. Susan Hugo, Mr. Scott Seery, Mr. Ed Howell, Ms. Juliet Shin, and Mr. Barney Chan of the Alameda County Health Care Services Agency (ACHCSA); Mr. Michael Whelan of ARCO Products Company (ARCO); Mr. John Vargas and Ms. Diane Lundquist of GeoStrategies Inc.; and, Ms. Valli Voruganti and Mr. Joel Coffman of RESNA Industries.

The meeting was held at the request of ARCO to introduce Mr. Michael Whelan as the acting environmental engineer overseeing ARCO sites in Alameda County, California and to provide the RWQCB and the ACHCSA a brief overview of work being performed at the subject sites.

An agenda for the meeting had previously been sent to Ms. Susan Hugo of the ACHCSA for distribution among the various caseworkers within her agency. The following is an overview of the agenda and items for discussion:

Mr. Richard Hiatt
July 3, 1992

<u>ARCO Station</u>	<u>Address & City</u>
276	10600 MacArthur Blvd., Oakland
374	6407 Telegraph Ave., Oakland
414	3000 Shattuck Ave., Berkeley
2035	1001 San Pablo Ave., Albany
2107	3310 Park Blvd., Oakland
2152	22141 Center St., Castro Valley
2169	899 W. Grand Ave., Oakland
2185	9800 E. 14th St., Oakland
4494	566 Hegenberger Rd., Oakland
4931	731 W. MacArthur, Oakland
6041	7249 Village Parkway, Dublin
6148	5131 Shattuck Ave., Oakland

Topics for discussion to include:

- Permitting and Access Problems, including City of Oakland
- Anticipated Remediation Schedules
- Plan of Action to Complete Delineation of Site
- Possible/Probable Contributing Offsite Polluters, Help in gaining access/cooperation/information from them
- Quicker approval of addendums to work plans, may we proceed without approval in cases where additional monitoring wells are being added to a monitoring program?

Mr. Richard Hiett
July 3, 1992

The meeting convened at 2: 00 pm on June 11, 1992 and upon completion of introductions, Mr. Ed Howell indicated that the ACHCSA was the oversight agency for all of Alameda County with exception to the cities of Berkeley, San Leandro, Hayward, Fremont, Newark, Union City, and Pleasanton. The Alameda County Water District (ACWD) has oversight in Fremont, Newark, and Union City, California. Currently, the ACHCSA is negotiating with the cities of Berkeley and San Leandro to allow ACHCSA oversight of sites within their cities. Mr. Hiett explained that he was the RWQCB engineer for sites in Alameda County which include all sites with exception of the cities which regulate themselves (referenced above) and the city of Livermore. He explained that John Jang was the RWQCB engineer with responsibility for the self regulated cities of Berkeley and San Leandro and that Eddy So has responsibilities for the sites within the cities of Livermore and Hayward and the cities within the ACWD. Mr. Barney Chan of the ACHCSA is now in charge of overseeing sites for the ACHCSA which were previously under the direction of Mr. Paul Smith and Mr. Larry Seto of the ACHCSA. These sites include ARCO Stations 276 and 2107 in Oakland, California and ARCO Station 2035 in Albany, California.

Mr. Whelan explained that ARCO's general approach to investigation consists of multiple phases of work, often being performed simultaneously. To expedite the processes involved in delineating and remediating a site, ARCO often will gather results from a subsurface investigation, vapor extraction test, or aquifer test and pass the information to engineers so remedial system design can begin before formally finalizing the reports. To further expedite the process, ARCO requested for the ACHCSA to speed up their review of work plans and remedial action plans. Mr. Whelan also explained that often during tank removal and replacement activities, ARCO installs several types of piping in trenches across the site which can later be used in various types of remediation systems. This piping is designed to accommodate electrical and air lines for pumps, groundwater extraction and soil vapor extraction. This approach minimizes disruption at the site during future installation of various remediation systems.

Site specific items of discussion were as follows:

Station 276, 10600 Mac Arthur Blvd., Oakland, California

Mr. Chan raised several concerns related to Station 276 including a desire for the groundwater gradient of the shallow perched water-bearing zone at the site to be established and full delineation of hydrocarbon impacted soil and groundwater at the site. The halogenated volatile organic compounds (VOCs) found in groundwater at the site were also discussed and it was disclosed that ARCO would be installing offsite upgradient wells to determine an offsite source was responsible for VOCs found in groundwater at the site. It

Mr. Richard Hiatt
July 3, 1992

was pointed out that during removal of the waste oil storage tank at the site, there was no evidence of waste oil contamination in soils surrounding the tank and no onsite source for the VOCs. It was also pointed out that the adjacent upgradient property had been an automobile manufacturing plant from circa 1920's to the late 1950's and that operations associated with those activities may be the source of the VOC problem in groundwater at the site.

ARCO stipulated that they do not want to start pumping and treating VOC impacted groundwater at the site until the source of the VOC contamination is identified and the upgradient extent of VOCs in soil and groundwater is delineated. ARCO does not want to clean up groundwater that was impacted by others. Pumping prior to resolution of these matters may actually pull more VOCs onto the site from a probable offsite source. The adjacent upgradient property is listed on the fuel leaks list as Foothill Square Shopping Center. Mr. Richard Gilcrease is the representative of the current property owner, Drake Builders, whom ARCO has been in contact with concerning installation of monitoring wells on the adjacent upgradient property. The last address known for correspondence with Drake Builders is: 5200 Panama Avenue, Richmond, California 94804. Mr. Lester Feldman stated that if the VOC problem is shown to originate from offsite that the RWQCB will pursue the responsible offsite parties for clean up.

The installation of onsite vapor extraction wells and their connection to an existing vapor extraction system at the site was also discussed. At least one of the onsite vapor extraction wells in the southwest corner of the site will be completed as a combination vapor extraction/groundwater monitoring well, if the shallow perched water-bearing zone is not encountered, to help delineate the onsite extent of hydrocarbon impacted groundwater and to provide better groundwater gradient information.

It was explained that ARCO's approach to remediation was to close the site down once and install all necessary and anticipated remediation piping. At this site, it was pointed out that tying into groundwater recovery well RW-1 doesn't imply that ARCO will or is required to remediate the groundwater since the VOCs there probably originate from an offsite source and gasoline hydrocarbons have not impacted groundwater in that portion of the site.

Station 374, 6407 Telegraph Ave., Oakland, California

Discussion about this site with Ms. Susan Hugo of the ACHCSA and Mr. Hiatt of the RWQCB included mention of the fact that obtaining encroachment permits from the City of Oakland had been a lengthy, time consuming process which had taken some six months to complete. Mr. Hiatt suggested getting names of personnel at the City of Oakland and

Mr. Richard Hiatt
July 3, 1992

that maybe his agency could contact these people to speed up future encroachment permitting. Ms. Hugo was informed that two offsite and downgradient monitoring wells (MW-5 and MW-6) had recently been installed and that soils and groundwater from the borings/wells contained nondetectable levels of gasoline hydrocarbons. A technical report with all field results related to the installation of these offsite wells is being prepared by RESNA.

It was pointed out that a service station located across Telegraph Avenue to the east in the upgradient or cross gradient direction from ARCO Station 374 had been taken out of service during the mid 1980s and that there was a report documenting soil contamination from that site. There is no record in the files that an investigation to determine if groundwater beneath this former service station was impacted by hydrocarbons detected in the soils. This was of concern to ARCO as the onsite monitoring well MW-1, located cross gradient and relatively close to the source area (former tanks) has been consistently free of hydrocarbon impacted groundwater while the onsite monitoring well MW-2, located further from the source and in the upgradient direction from the source at the ARCO site has consistently contained hydrocarbon impacted groundwater. This leads ARCO to believe hydrocarbon impacted groundwater below this portion of the site may originate from the site across Telegraph Avenue to the east.

Ms. Hugo mentioned that an onsite groundwater monitoring well (MW-4) had once contained total petroleum hydrocarbons as diesel. Mr. Whelan pointed out that ARCO had never stored diesel at the site and that weathered gasoline would often show up as diesel on laboratory chromatograms.

In addition, Ms. Hugo gave verbal approval of the Remedial Action Plan for interim soil and groundwater remediation submitted by RESNA on behalf of ARCO.

Station 414, 3000 Shattuck Ave., Berkeley, California

As stated above, sites being discussed in this meeting were those under guidance of Mr. Hiatt of the RWQCB. This site is currently under direction of Mr. Jang and therefore was passed over and not discussed in this meeting.

Station 2035, 1001 San Pablo Ave., Albany, California

Mr. Barney Chan of the ACHCSA recently assumed oversight responsibilities for this site from Mr. Larry Seto. He was not completely up to date with previous activities conducted at the site. It was mentioned that the tanks had been replaced during July and August of

Mr. Richard Hiatt
July 3, 1992

1991 and that a subsurface investigation including an aquifer test had been completed at the site. Resna prepared technical reports on behalf of ARCO for the subsurface investigation and the tank replacement. It was also brought to Mr. Chan's attention that a work plan addendum had been prepared by RESNA and delivered to the ACHCSA during May 1992. Mr. Chan said he would review the work plan and get back to ARCO and RESNA with any comments he might have. As of the date of this letter, approval of this work plan addendum has not been received. Additional wells in the vicinity of the new tanks will be proposed under a separate phase of work.

Station 2107, 3310 Park Blvd., Oakland, California

Mr. Barney Chan of the ACHCSA recently assumed oversight responsibilities of this site from Mr. Paul Smith. He was not completely up to date with previous activities conducted at the site. Mr. Joel Coffman and Ms. Valli Voruganti of RESNA explained the proposed groundwater treatment system to be installed at the site along with installation of offsite monitoring wells to delineate the extent of hydrocarbons in groundwater beneath the site. Mr. Chan requested that groundwater from the wells be analyzed for total petroleum hydrocarbons as diesel (TPHd) as TPHd had previously been detected at the site. Mr. Whelan of ARCO explained that ARCO had never stored diesel at the site and that weathered gasoline often showed up on laboratory chromatograms as diesel. It was agreed that downgradient wells will be sampled one time to confirm that TPHd found in the soil was indeed weathered gasoline.

Station 2152, 22141 Center St., Castro Valley, California

Mr. Scott Seery of the ACHCSA was informed that the proposed soil borings (B-19 and B-20) had been drilled and all soil samples collected for analysis from the borings contained nondetectable concentrations of gasoline hydrocarbons, therefore, vapor extraction wells were not constructed in the borings. It was explained by RESNA that the groundwater has only shown trace amounts of hydrocarbon impact on two quarterly monitoring episodes, once each during the spring of 1990 and 1991. All wells have contained nondetectable concentrations of gasoline hydrocarbons since the spring of 1991. Mr. Seery made mention of the fact he had not received a copy of the report related to the soil borings. ARCO and RESNA told Mr. Seery that the report should be issued within 30 days.

It was noted that the Bay Area Air Quality Management District had issued a permit granting RESNA and ARCO the authority to construct a soil vapor extraction system at the site. Progress of obtaining other permits was also discussed.

Mr. Richard Hiatt
July 3, 1992

Station 2169, 899 W. Grand Ave., Oakland, California

Mr. John Vargas discussed the site background for this site. Four monitoring wells and one groundwater extraction well were installed in March 1992 to assess the groundwater conditions at the site. The previous tanks were removed and relocated between February and May, 1992. This work was performed in response to petroleum hydrocarbons identified in a monitoring well adjacent to the previous tank complex. A report of these field activities is in progress and will be submitted to the ACHCSA in July, 1992. In addition, three vapor extraction wells and one groundwater extraction well, located in the new tank complex, were installed on June 8, 1992. A vapor extraction test was performed on June 11, 1992. A report documenting the results of the vapor extraction test and well installations is in preparation.

Ms. Susan Hugo queried how we chose the locations of these wells. Mr. Vargas explained that since petroleum hydrocarbons had impacted onsite groundwater, wells were located at the property boundaries in addition to a well within the previous tank complex. Since petroleum hydrocarbons were identified in an upgradient well, there may be offsite sources. Planned site activities include research for offsite sources, performance of an aquifer test and offsite assessment. Once aquifer characteristics are determined, ARCO will initiate design and permitting of a remediation system.

Station 2185, 9800 E. 14th St., Oakland, California

Mr. Barney Chan discussed how he wanted the subsurface investigation to proceed as he had previously discussed with Mr. Chuck Carmel of ARCO and Mr. Paul Supple of Roux Associates. It was explained that the site was still fenced off and under construction due to a problem encountered by the contractors that performed the tank removal and replacement. Mr. Chan also asked about the subsurface piping that was installed at the site to be used for future remediation. Mr. Whelan explained that piping for remediation purposes was scheduled to be installed at the site, but, due to problems associated with the subcontractor, the piping was not installed and will be installed during the construction phase of any remediation system which may need to be built at the site. The tank replacement report was recently submitted to the ACHCSA by Roux Associates.

As documented in a previous letter written to Mr. Barney Chan, it was also discussed with Mr. Chan that ARCO wished to hold off the initiating of obtaining offsite access for installation of offsite monitoring wells at the site until onsite groundwater monitoring wells were installed and monitored to determine the gradient and direction of groundwater flow beneath the site.

Mr. Richard Hiett
July 3, 1992

Station 4494, 566 Hegenberger Rd., Oakland, California

Mr. Chan expressed concern that although ARCO had submitted a permit application for removal and replacement of the underground storage tanks at the site and that approval for tank replacement had been granted in November 1991, he has still not been given a firm schedule for the replacement of the tanks at the site. Mr. Whelan explained the different responsibilities of the various groups within ARCO and that the ARCO construction department was responsible for the tank replacement scheduling and that he was not involved. However, Mr. Whelan also pointed out that ARCO is in compliance with tank testing requirements and that results of tank and product line leak tests show the tanks and lines are not leaking. The site is on an ARCO tank replacement list, but, the schedule has not been finalized. ARCO will replace the tanks in accordance with deadlines and other requirements as set forth by applicable state guidelines.

It was disclosed that after almost a year of negotiation, an agreement had finally been reached with the adjacent property owner downgradient from the site for installation of offsite groundwater monitoring wells. This work is to be performed in July 1992 along with installation of an additional onsite monitoring well in the northwestern portion of the site.

Station 4931, 731 W. MacArthur, Oakland, California

Mr. John Vargas and Ms. Diane Lundquist discussed the progress at this site since the January 17, 1992 meeting held between ARCO and the ACHCSA. Floating product has been observed in wells A-4 and A-8. A product skimmer will address the floating product in well A-8 until the remedial system is installed. Well A-2, which is adjacent to the former tank complex, was analyzed for oil and grease and lead. These constituents were not identified. The offsite upgradient well and onsite recovery wells were scheduled to be drilled June 12 and 15, 1992. A well located crossgradient to the east of the site is not feasible to install due to access problems.

The tank replacement and relocation project is still in progress. Additional soils were removed from the previous tank complex as requested by the ACHCSA in the January 1992 meeting. Some impacted soil, containing less than 151 parts-per-million hydrocarbons, was left in place due to site constraints (ARCO's facility building and pump islands) which limited the extent of the excavation. A vapor extraction test indicated that vapor extraction is not a feasible option to remediate these areas.

Permits for construction of the remediation system for groundwater discharge have been obtained. The remediation system trenching and construction was scheduled to begin in mid

Mr. Richard Hiett
July 3, 1992

to late June, 1992. Start-up of the remedial system is scheduled for the third quarter of 1992.

Station 6041, 7249 Village Parkway, Dublin, California

RESNA explained to Mr. Scott Seery that there is a Unocal Station across the street directly west of the ARCO site which has reported significantly higher concentrations of hydrocarbon impacted groundwater. This was pointed out for informational purposes only as RESNA, on behalf of ARCO, is preparing a work plan with proposed work which includes installation of additional monitoring wells, installation of vapor extraction wells, a performance of a vapor extraction test, installation of a groundwater recovery well, and performance of an aquifer pumping and recovery test. This work plan will be submitted to ARCO and the proper regulatory agencies upon completion in July 1992.

Station 6148, 5131 Shattuck Ave., Oakland, California

Ms. Hugo stated she had not received the subsurface investigation report associated with the waste oil investigation at the site. Mr. Whelan explained that ARCO is currently reviewing all the analytical data associated with the investigation and that the report will be issued shortly. ARCO is awaiting backup from the laboratory to complete the review of the analytical data. It was also stated a work plan with proposed additional work at the site is being prepared by RESNA for submittal to ARCO and the proper regulatory agencies in July 1992.

Other Topics for discussion:

- **Permitting and Access Problems, including City of Oakland**

Mr. Hiett asked that if problems are encountered gaining encroachment permits, he be given the names of people at the city in charge of issuing the permits so he may phone them and help expedite the process.

- **Anticipated Remediation Schedules**

ACHCSA asked that any delays which slow down the remediation of sites beyond the schedules which were submitted to the Alameda County District Attorney be carefully documented.

Mr. Richard Hiatt
July 3, 1992

- **Plan of Action to Complete Delineation of Site**

Mr. Whelan explained to the RWQCB and ACHCSA that ARCO is aggressively attempting to fully delineate the onsite and offsite extents of any problems associated with these sites.

- **Possible/Probable Contributing Offsite Polluters, Help in gaining access/cooperation/information from them**

This topic was discussed while reviewing the status of each site.

- **Quicker approval of addendums to work plans, may we proceed without approval in cases where additional monitoring wells are being added to a monitoring program?**

In addressing the request from ARCO for quicker approval of work plans and addendums to work plans, Mr. Chan pointed out that a responsible party does not have to wait for approval of any kind to implement interim remedial measures at a site.


A brief discussion was held about the law under Title 23, Article 11, Chapter 16, Sections 2722 (b)(5) and 2726 (c)(1), which allows for proceeding with proposed work in work plans if not having received approval after 60 days from submittal. Mr. Whelan asked that ARCO be allowed to proceed with proposed work in work plans if the scope of work was the addition of monitoring wells or other work not associated specifically with complex remediation alternatives. Mr. Whelan pointed out that many times in the past work had been significantly delayed due to the time required to obtain work plan approval from the ACHCSA. Mr. Scott Seery asked that ARCO send a note to the ACHCSA requesting work plan review if approval had not been granted when ARCO and its consultant are ready to implement work or after 45 days from work plan submittal date. This note, with attached figure of proposed well locations, should state that proposed work will proceed if approval has not been granted within the 60 day guideline.

Upon completion of this discussion, the meeting was adjourned at approximately 5:10 pm.

Mr. Richard Hiatt
July 3, 1992

If you have any questions or comments about these meeting minutes, please contact me at (415) 571-2449.

Sincerely,



Michael R. Whelan
Environmental Engineer

cc: Lester Feldman, RWQCB
Susan Hugo, ACHCSA
Chris Winsor, ARCO
John Meck, ARCO
John Vargas, GeoStratagies
Joel Coffman, RESNA Industries

3315 Almaden Expressway, Suite 34
San Jose, CA 95118
Phone: (408) 264-7723
Fax: (408) 264-2435

92 SEP 25 AM 10:47

September 23, 1992
0923shgo

Ms. Susan Hugo
Alameda County Health Care Services Agency
Department of Environmental Health
80 Swan Way, Room 200
Oakland, California 94612


Subject: Proposed Agenda for Meeting at your office on September 30, 1992.

Dear Ms. Hugo:

We have prepared this proposed agenda for the meeting we have scheduled at your office on September 30, 1992. This meeting will be for discussion of sites under direction of Mr. Richard Hiatt and Mr. John Jang of the Regional Water Quality Control Board (RWQCB). We understand these RWQCB personnel may not be able to attend the entire meetings but may be able to stop by for site specific discussions. A separate meeting to discuss sites overseen by Mr. Eddie So of the RWQCB will have to be scheduled at another date as he has other agencies involved with many of his sites.

Items we would like to discuss include the following: ongoing assessment at the sites, offsite access problems and possible offsite contributing polluters, schedules for remediation, and other issues as they arise in discussing the sites. If you have any questions or comments concerning this proposed agenda, please call us at (408) 264-7723.

Sincerely,
RESNA Industries, Inc.


Joel Coffman
Project Geologist

cc: Michael Whelan, ARCO Products Company
John Jang, RWQCB
Richard Hiatt, RWQCB
John Vargas, GeoStrategies

September 21, 1992

Proposed Agenda for September 30, 1992 ACHCSA Meeting

	<u>ARCO Station</u>	<u>ACHCSA Staff</u>	<u>RWOCSB Staff</u>	<u>Cnsltnt</u>
	# 276, 10600 MacArthur Blvd.	Barney Chan	Richard Hiett	RESNA
	# 2035, 1001 San Pablo, Albany	Barney Chan	Richard Hiett	RESNA
00 - 10:30	# 2107, 3310 Park Blvd.	Barney Chan	Richard Hiett	RESNA
	# 2185, 9800 E. 14th St.	Barney Chan	Richard Hiett	RESNA
	# 4494, 566 Hegenberger Rd.	Barney Chan	Richard Hiett	RESNA
	# 374, 6407 Telegraph Ave.	Susan Hugo	Richard Hiett	RESNA
	# 2112, 1260 Park St., Alameda	Susan Hugo	Richard Hiett	G/Ryan
30 - 12:00	# 2169, 899 W. Grand Ave.	Susan Hugo	Richard Hiett	G/Ryan
	# 4931, 731 W. MacArthur	Susan Hugo	Richard Hiett	G/Ryan
	# 6148, 5131 Shattuck Ave.	Susan Hugo	Richard Hiett	RESNA
	# 6041, 7249 Village Pkwy, Dublin	Scott Seery	Richard Hiett	RESNA
	# 2152, 22141 Ctr. St., Castro Valley	Scott Seery	Richard Hiett	RESNA
1:00 - 3:00	# 601, 712 Lewelling Bd., San Leandro	Scott Seery	John Jang	RESNA



A RESNA Company

RESNA

Working To Restore Nature

3315 Almaden Expressway, Suite 34
San Jose, CA 95118
Phone: (408) 264-7723
Fax: (408) 264-2435

June 18, 1992
0618BCHA.203
61026.01

Mr. Barney Chan
Alameda County Health Care Services Agency
Department of Environmental Health
80 Swan Way, Room 200
Oakland, California 94624

Subject: Site Status Update for ARCO Station 2035, 1001 San Pablo Avenue, Albany, California.

Dear Mr. Chan:

This letter provides an update on investigation and remedial activities conducted for the above-referenced site. This update covers site activities performed during May 1992, and site activities anticipated for the month of June 1992.

May 1992 Activities

- Performed bi-weekly product removal from well RW-1.
- Performed groundwater monitoring.
- Submitted First Quarter 1992 Quarterly Groundwater Monitoring Report to ARCO and governing regulatory agencies.

Work Anticipated for June 1992

- Monthly groundwater monitoring will continue.
- Bi-weekly removal of floating product will continue.
- Submit work plan for additional assessment including installation of offsite groundwater monitoring wells, onsite vapor extraction wells and performance of a vapor extraction test to ARCO.

Site Status Update
ARCO Station 2035, Albany, California

June 18, 1992
61026.01

If you have any questions or comments regarding this letter, please call us at (408) 264-7723.

Sincerely,
RESNA Industries



Joel Coffman
Project Geologist

cc: Mr. Michael Whelan, ARCO Products Company

6/11/92

1250 Park St. Alameda

Site - area meeting
6/11/92

Sites to be discussed during meeting at RWQCB on June 11, 1992

<u>ARCO Station</u>	<u>Address & City</u>
276	10600 Mac Arthur Blvd., Oakland
374	6407 Telegraph Ave., Oakland
414	3000 Shattuck Ave., Berkeley
2035	1001 San Pablo Ave., Albany
2107	3310 Park Blvd., Oakland
2152	22141 Center St., Castro Valley
2169	899 W. Grand Ave., Oakland
2185	9800 E. 14th St., Oakland
4494	566 Hegenberger Rd., Oakland
4931	731 W. MacArthur, Oakland
6041	7249 Village Parkway, Dublin
6148	5131 Shattuck Ave., Oakland

← VOC problems
2 up gradient wells

→ July 1992 (late) system in place
6 MWs - 4 VWs - SW direction

- John Varcoe / Alton Lindquist

→ 3 MWs + 1 Boring (SW →)
5275 Washingtons Luwelling Blvd.

Topics for discussion to include:

- Permitting and Access Problems, including City of Oakland - *promise of people signing permit.*
- *delays w/* Anticipated Remediation Schedules → *on schedule or ahead of schedule*
- *next phase of work* → Plan of Action to Complete Delineation of Site
- *joint remediation* → Possible/Probable Contributing Offsite Polluters, Help in gaining access/cooperation/information from them

*EPRI
discharge permit
→ \$12,000
Risk Assess
waste permit*

Quicker approval of addendums to work plans, may we proceed without approval in cases where additional monitoring wells are being added to a monitoring program?

*drilling schedule
then for removal to
flag*

Interim schedule for corrective action

(6/11/92)

LIST OF ARCO SITES WITH UGT CLEANUP

<u>STID#</u>	<u>ACHD CONTACT</u>	<u>ARCO FACILITY#</u>	<u>ADDRESS</u>
3629	Susan Hugo	Station 2112	1260 Park Street Alameda 94501
817	Juliet Shin	Station 5387	20200 Hesperian Blvd. Hayward 94541
3943	Scott Seery	Station 2152	22141 Center Street Castro Valley 94546
3883	Susan Hugo	Station 6113	785 E. Stanley Blvd. Livermore 94550
3873	Susan Hugo	Station 771	899 Rincon Avenue Livermore 94550
1053	Scott Seery	Station 6041	7249 Village Parkway Dublin 94568
779	Juliet Shin	Station 608	17601 Hesperian Blvd. San Lorenzo 94580
3876	Barney Chan	Station 2185	9800 East 14th Street Oakland 94603
3756	Barney Chan	Station 276	10600 MacArthur Blvd. Oakland 94605
3874	Susan Hugo	Station 4931	731 W. MacArthur Blvd. Oakland 94609
3884	Susan Hugo	Station 374	6407 Telegraph Avenue Oakland 94609
3626	Susan Hugo	Station 6148	5131 Shattuck Avenue Oakland 94609
3890	Barney Chan	Station 2107	3310 Park Blvd. Oakland 94610
3854	Barney Chan	Station 4494	566 Hegenberger Road Oakland 94621
3793	Susan Hugo	Station 2169	889 W. Grand Ave. Oakland 94607
3858	Barney Chan	Station 2035	1001 San Pablo Avenue Albany 94706
0000	Scott Seery	Station 601	712 Lewelling Blvd. San Leandro 94579

Sign-up Sheet
 ARCO Meeting June 11, 1992
 at RWQCB

Name	Co.	Phone #
Susan L. Hugo	Alameda Co.	271-4530
Edgar Howell	"	(510) 271-4320
Joel Goffman	RESNA/San Jose	(408) 264-7723
Diana Humphreys	Geo Strategies	(510) 352-4800
R. Atwell	RWQCB	(510) 464-4359
Lester Feldman	RWQCB	(510) 464-1332
Scott Seery	ACDEH	510 / 271-4530
Barney Chan	ACDEH	(510) 271-4530
Juliet Shin	ACDEH	"
John Varvos	Geo Strategies	(510) 352-4800
Mike Whelan	ARCO	(415) 571-2449
Valli Voruganti	RESNA/San Jose	(408) 264-7723

VOC's in groundwater
need PBR

6/11/92 Area Meeting -
with Michael Wheland - area

#1 10600 MacArthur Blvd. Oakland (Shopping Center)

VOC - PCE/TCB
VOC problems (heavy)
to install 2 up gradient wells
land use - dry cleaners in the area
* Letter to property owner to cooperate

2 MWs installed at deeper aquifer
2 aquifers (shallow / deeper aquifer)
↳ VOC

Lithologic - sampling -
once VOC

#374

Ground H₂O problem

Encroachment 3-6 mos.
permit with City of Oakland

Permit BAQH & BPHW
City Fire
City Building
Encroachment permit from City of Albany

2035 1001 San Pablo Ave. Albany - 6 to 9 months

Weekly bailing of FP

Pump & treat to control the plume

Multi phase of Small trenching (approach by Arco)
Arco not allowed to wait for engineered design
before they will implement system to control
migration off.

Goal - to get the system in as soon as possible

3310 Park Blvd

Same as Telegraph 6407
late July 1992. System's in
B-11 → TPHd, TOG

Piping layout - Submit

218



STID # 058

CERTIFIED MAIL

RESNA

Working To Restore Nature

92 JUN 0 11:24

3315 Almaden Expressway, Suite 34
San Jose, CA 95118
Phone: (408) 264-7723
Fax: (408) 264-2435

TRANSMITTAL

TO: MR. LARRY SETO
ACHCSA-DEH
80 SWAN WAY, ROOM 200
OAKLAND, CALIFORNIA 94621

DATE: 5/29/92
PROJECT NUMBER: 69036.05
SUBJECT: ARCO STATION 2035 AT
1001 SAN PABLO AVENUE IN ALBANY, CA

FROM: ROBERT CAMPBELL
TITLE: STAFF GEOLOGIST

WE ARE SENDING YOU Attached Under separate cover via _____ the following items:
 Shop drawings Prints Reports Specifications
 Letters Change Orders _____

COPIES	DATED	NO.	DESCRIPTION
1	5/29/92		FINAL-ADDENDUM THREE TO WORK PLAN ON SUBSURFACE INVESTIGATION AND REMEDIATION AT THE ABOVE SUBJECT SITE.

THESE ARE TRANSMITTED as checked below:

- For review and comment Approved as submitted Resubmit ___ copies for approval
- As requested Approved as noted Submit ___ copies for distribution
- For approval Return for corrections Return ___ corrected prints
- For your files _____

REMARKS: THIS ADDENDUM THREE HAS BEEN FORWARDED TO YOU AT THE
REQUEST OF MR. MICHAEL WHELAN OF ARCO PRODUCTS COMPANY.

Copies: 1 to project file no. 69036.05

*Revision Date: 11/21/91
*File Name: TRANSMT.PRJ

3315 Almaden Expressway, Suite 34
San Jose, CA 95118
Phone: (408) 264-7723
Fax: (408) 264-2435

May 22, 1992
0505LSET.203
61026.01

Mr. Larry Seto
Alameda County Health Care Services Agency
Department of Environmental Health
80 Swan Way, Room 200
Oakland, California 94624

Subject: Site Status Update for ARCO Station 2035, 1001 San Pablo Avenue, Albany, California.

Dear Mr. Seto:

This letter provides an update on investigation and remedial activities conducted for the above-referenced site. This update covers site activities performed during April 1992, and site activities anticipated for the month of May 1992.

April 1992 Activities

- Performed bi-weekly product removal from well RW-1.
- Performed groundwater monitoring.

Work Anticipated for May 1992


- Monthly groundwater monitoring will continue.
- Bi-weekly removal of floating product will continue.
- Submit draft work plan for additional assessment including installation of offsite groundwater monitoring wells, onsite vapor extraction wells and performance of a vapor extraction test to ARCO.

Site Status Update
ARCO Station 2035, Albany, California

May 22, 1992
61026.01

If you have any questions or comments regarding this letter, please call us at (408) 264-7723.

Sincerely,
RESNA Industries



Robert D. Campbell
Staff Geologist



Joel Coffman
Project Geologist

cc: Mr. Michael Whelan, ARCO Products Company



A RESNA Company



Working To Restore Nature

92 MAY 28 11:11

3315 Almaden Expressway, Suite 34
San Jose, CA 95118
Phone: (408) 264-7723
Fax: (408) 264-2435

TRANSMITTAL

TO: MR. LARRY SETO
ACHCSA-DEH
80 SWAN WAY, ROOM 200
OAKLAND, CALIFORNIA 94621

DATE: 5/28/92
PROJECT NUMBER: 61026.01
SUBJECT: ARCO STATION 2035 IN ALBANY
AND ARCO STATION 601 IN SAN LEANDRO, CA.

FROM: ROBERT CAMPBELL
TITLE: STAFF GEOLOGIST

WE ARE SENDING YOU Attached Under separate cover via _____ the following items:
 Shop drawings Prints Reports Specifications
 Letters Change Orders _____

COPIES	DATED	NO.	DESCRIPTION
1 EA	5/22/92		SITE STATUS UPDATES FOR THE ABOVE SUBJECT SITES.

THESE ARE TRANSMITTED as checked below:

- For review and comment Approved as submitted Resubmit ___ copies for approval
- As requested Approved as noted Submit ___ copies for distribution
- For approval Return for corrections Return ___ corrected prints
- For your files _____

REMARKS: CC: MICHAEL WHELAN, ARCO PRODUCTS COMPANY

Copies: 1 to project file no. 61026.01

*Revision Date: 11/21/91
*File Name: TRANSMT.PRJ

RP: TURPIN Muriel D. &
deStrange Hattie A. & James A
957 Arlington Ave. Berkeley
94707

Petroleum
Arco Products Co.
Mr. Michael Wheland
P.O. Box 5811
San Mateo, CA 94402

DATE: 4/24/92
TO : Local Oversight Program
FROM: SUSAN
SUBJ: Transfer of Eligible Oversight Case

Tank operator: Rahman Farsi

Site name: ARCO
Address: 1001 San Pablo Ave. city Albany zip 94706
Closure plan attached? Y N DepRef remaining \$ _____

DepRef Project # _____ STID #(if any) 3858
Number of Tanks: 4 removed? Y N Date of removal 8/3/91

Samples received? Y N Contamination: Soil / groundwater FP

Petroleum Y N Types: Avgas Jet leaded unleaded Diesel
fuel oil waste oil kerosene solvents

Monitoring wells on site 4 Monitoring schedule? Y N

LUFT category 1 2 3 * H S C A R W G O

Briefly describe the following:

Preliminary Assessment 7/1/91 - Installed 3 MWs & 1 RW

Remedial Action Boiling of free product

Post Remedial Action Monitoring _____

Enforcement Action _____

date of discovery
8/25/89

RR#3

HAZARDOUS MATERIALS

Site Brief for UNDERGROUND TANKS
for the City of Alameda

ALAMEDA COUNTY

as of 04/23/92
pg 1

UTID/ Status	Name of Site	Site Address	#Tanks	PERMITS:
BillID				
SS		(SS) FP ✓ TR2 Lewelling Blvd. S.L.		
3629 C	Arco Station #02112	1260 Park St.	4	I:12/27/91 F:01/23/92
T61043		Alameda, CA 94501		
3858 C	Arco AM/PM Minimarket #0	1001 San Pablo Ave.	4	I:-0- F:-0-
T61043		Albany, CA 94706		
658 C	Arco Station #04977	2770 Castro Valley Blvd.	3	I:09/06/88 F:-0-
T61043		Castro Valley, CA 94546		
3943 C	Arco Station #02152	22141 Center St.	3	I:09/06/88 F:-0-
T61043		Castro Valley, CA 94546		
1053 C	Arco Station #06041	7249 Village Pkwy.	3	I:09/06/88 F:-0-
T61043		Dublin, CA 94568		
817 C	Arco Station #05387	20200 Hesperian Blvd.	4	I:09/06/88 F:-0-
T61043		Hayward, CA 94541		
2112 C	Springtown Arco	909 Bluebell Dr.	3	I:-0- F:-0-
T42311		Livermore, CA 94550		
3941 C	Arco Facility #00498	286 S. Livermore Ave.	3	I:09/06/88 F:-0-
T61043		Livermore, CA 94550		
3873 C	Arco Station #00771	899 Rincon Ave.	4	I:09/06/88 F:-0-
T61043		Livermore, CA 94550		
0- C	Arco Station #06113	785 E. Stanley Blvd.	3	I:09/06/88 F:-0-
T61043		Livermore, CA 94550		
198 R	Wong's Arco	2032 E. - 12th St.	0	I:-0- F:-0-
T61026		Oakland, CA 94606		
3876 C	Arco Station #02185	9800 E. - 14th St.	4	I:09/06/88 F:-0-
T61043		Oakland, CA 94603		
1130 C	Freeway Arco	2740 - 98th Ave.	4	I:10/13/87 F:-0-
TA1036		Oakland, CA 94605		
3793 C	Arco Station #02169	889 W. Grand Ave.	4	I:-0- F:-0-
T61043		Oakland, CA 94607		
3749 R	Gin's Arco Service	706 Harrison St.	0	I:-0- F:-0-
-0-		Oakland, CA 94612		
3854 C	Arco Station #04494	566 Hegenberger Rd.	3	I:02/05/88 F:01/30/91
T61043		Oakland, CA 94621		
1038 C	Zema Ctr. Inc. Arco	2951 High St.	5	I:02/05/88 F:-0-
T21043		Oakland, CA 94619		
3874 C	Arco Station #04931	731 W. MacArthur Blvd.	4	I:-0- F:-0-
T61043		Oakland, CA 94609		
3756 C	Arco Station #00276	10600 MacArthur Blvd.	4	I:-0- F:-0-
T61043		Oakland, CA 94605		
851 C	Mountain Blvd. Arco #796	2844 Mountain Blvd.	4	I:04/14/88 F:-0-
T41043		Oakland, CA 94602		
0- C	Arco Station #02107	3310 Park Blvd.	3	I:09/06/88 F:-0-
T61043		Oakland, CA 94610		
3942 C	Arco Station #06002	6235 Seminary Ave.	4	I:09/06/88 F:07/30/91
T61043		Oakland, CA 94605		
3626 C	Arco Station #06148	5131 Shattuck Ave.	3	I:09/06/88 F:-0-
T61043		Oakland, CA 94609		
0- C	Arco Station #00374	6407 Telegraph Ave.	3	I:09/06/88 F:-0-
T61043		Oakland, CA 94609		
0- F	freedom arco mini mart	15101 Freedom Ave.	3	I:-0- F:-0-
-0-		San Leandro, CA 94578		
1794 C	Tharco	2222 Grant Ave.	1	I:08/16/88 F:-0-
T81053		San Lorenzo, CA 94580		
779 C	Arco Station #00608	17601 Hesperian Blvd.	4	I:09/06/88 F:12/31/91
T61043		San Lorenzo, CA 94580		

PEV REMEDIATION : FP ✓ 202/09 Hesperian Blvd. 5yr permit

3315 Almaden Expressway, Suite 34
San Jose, CA 95118
Phone: (408) 264-7723
Fax: (408) 264-2435

April 14, 1992
0407LSET.203
61026.01

Mr. Larry Seto
Alameda County Health Care Services Agency
Department of Environmental Health
80 Swan Way, Room 200
Oakland, California 94624

SHD# 3858

Subject: Site Status Update for ARCO Station 2035, 1001 San Pablo Avenue, Albany, California. 94706

Dear Mr. Seto:

This letter provides an update on investigation and remedial activities conducted for the above-referenced site. This update covers site activities performed during March 1992, and site activities anticipated for the month of April 1992.

March 1992 Activities

- Submitted Subsurface Environmental Investigation and Pump Test Report to ARCO and regulatory agencies.
- Performed monthly product removal from well RW-1.
- Performed quarterly groundwater sampling and monitoring.

Work Anticipated for April 1992


- Monthly groundwater monitoring will continue.
- Monthly removal of floating product will continue.
- Initiate work plan preparation for additional assessment including installation of offsite groundwater monitoring wells, onsite vapor extraction wells and performance of a vapor extraction test.

Site Status Update
ARCO Station 2035, Albany, California

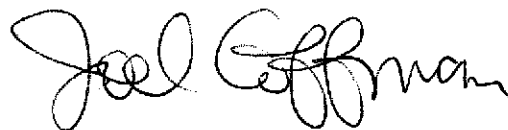
April 14, 1992
61026.01

If you have any questions or comments regarding this letter, please call us at (408) 264-7723.

Sincerely,
RESNA Industries



Robert D. Campbell
Staff Geologist



Joel Coffman
Project Geologist

cc: Mr. Michael Whelan, ARCO Products Company

4/23/92
Called Don Moore (Seacow)
received OK updates of Arcs.

April 13, 1992

92 APR 13 PM 3:00

Ms. Susan Hugo
Alameda County Department of Environmental Health
80 Swan Way
Oakland, California 94621

ARCO Products Company Facilities in Alameda County

Dear Ms. Hugo:


Please find attached, Quarterly Summary Reports (QSRs) for ARCO Products Company Service Stations in Alameda County. The QSRs summarize activities conducted by ARCO at the respective sites during the first quarter of 1992; also included are projected site activities for the second quarter of 1992 and a bibliography of reports submitted for each location.

The QSRs are classified by city and address within Alameda County. We are submitting this document and attached QSRs as agreed. Please note that we are forwarding copies of the QSRs to the Regional Water Quality Control Board (RWQCB).

Please note that ARCO Products Company has reviewed the RWQCB's February 19, 1991 printout of ARCO fuel leak sites. We have evaluated each site with respect to ARCO's responsibility for investigation, monitoring, and/or remediation. Those locations for which ARCO is not responsible were listed and described in the QSR package delivered to you on July 15, 1991. The attached QSRs therefore represent only those locations for which ARCO is responsible.

ARCO is planning a subsequent comprehensive QSR submittal for ARCO sites on July 15, 1992. Please do not hesitate to contact us with any questions regarding this submittal.

Sincerely yours,



Kyle A. Christie
Environmental Engineer

Attachments: ARCO Facility QSRs

UST LEAK Date of Last Current
SITE UPDATE Review/Update January 6, 1992 Date April 6, 1992

SITE IDENTIFICATION

Name ARCO Service Station 2035 Case No.
Address 1601 San Pablo Avenue
Street Number Street
Albany City 94706 ZIP Code
County Alameda Substance Gasoline
Local Agency Alameda County Health Care Services Agency
Regional Board Regional Water Quality Control Board - San Francisco Bay Area

LEAD STAFF PERSON ACHCBA - Mary Gato

CASE TYPE

Undetermined Soil Only X Ground Water Drinking Water

STATUS (Date indicates when case moved into status)

<input type="checkbox"/>	No Action Taken		
<input checked="" type="checkbox"/>	Leak Being Confirmed	Date	1/90
<input checked="" type="checkbox"/>	Preliminary Site Assessment Workplan Submitted	Date	4/29/91
<input checked="" type="checkbox"/>	Preliminary Site Assessment Underway	Date	7/1/91
<input checked="" type="checkbox"/>	Pollution Characterization	Date	10/91
<input checked="" type="checkbox"/>	Remediation Plan	Date	11/91
<input type="checkbox"/>	Remedial Action Underway	Date	
<input type="checkbox"/>	Post Remedial Action Monitoring	Date	
<input type="checkbox"/>	Case Referred to Regional Board	Date	
<input type="checkbox"/>	Case Referred to Dept. of Health Services	Date	
<input type="checkbox"/>	Case Closed	Date	

COMMENTS/MILESTONES:

USTs and product lines replaced in August - September 1991; impacted backfill excavated and aerated onsite. Treated soil removed to landfill. Installed three 4-inch diameter groundwater monitoring wells and one 6-inch diameter groundwater monitoring well. Performed aquifer pump test in November 1991.

RECENT ACTIVITIES/FINDINGS:

Last Quarter Activities: October through December 31, 1991, three monitoring wells and one recovery well were installed and a pump test was performed at the site. Submitted a Subsurface Environmental Investigation and Pump Test report on 3/6/92.

Current Quarter Activities: Bail product from RW-1.

ANTICIPATED ACTIVITIES:

Next Quarter Activities: Prepare Work Plan for next phase of work.

Continue Quarterly Monitoring

Reports documenting the site's history are listed on page 2.

REPORT

Subsurface Environmental Investigation
and Pump Test
69036.02

DATE

3/6/92

CONSULTANT

RESNA

Addendum Two to Work Plan

9/24/91

RESNA

Underground Gasoline-Storage Tank
Removal and Replacement
69036.03

9/11/91

RESNA

Work Plan for Subsurface Investigation
and Remediation and Addendum One to
Work Plan (AGS 69036-2).

4/29/91

RESNA/Applied
GeoSystems

Limited Environmental Site Assessment
AGS 69036-1

1/24/90

Applied
GeoSystems

DATE: 4/9/92
TO : Local Oversight Program
FROM: ESM
SUBJ: Transfer of Eligible Oversight Case

Site name: ARCO # 2035
Address: 1001 San ~~Rafael~~ Pablo Av city Albany zip 94706
Closure plan attached? Y N DepRef remaining \$
DepRef Project # 5013 STID #(if any) 3858
Number of Tanks: 4 removed? (Y) N Date of removal July 31, 1991

Leak Report filed? Y N Date of Discovery July 31, 1991
Samples received? (Y) N Contamination: Soil, water

Petroleum (Y) N Types: Avgas Jet leaded unleaded Diesel
fuel oil waste oil kerosene solvents

Monitoring wells on site 4 Monitoring schedule? Y N

LUFT category 1 2 (3) * H S C A R (W) G O

Briefly describe the following:

Preliminary Assessment PA began Oct 14, 1991 - Soil borings, MW, Recovery

Remedial Action ^{well} propose to install 3 VE wells

Post Remedial Action Monitoring

Enforcement Action

one Recovery well + 3 MWs installed

Floating product in MW - still in Jan 29, 1992

MW. up to 620ppb TPHg; 76ppb benzene (March 1991)

GW at 17-20 ft BGS

Soil contain up to 2,400ppm TPHg at 10' BGS



A RESNA Company

RESNA

Working To Restore Nature

3315 Almaden Expressway, Suite 34
San Jose, CA 95118
Phone: (408) 264-7723
Fax: (408) 264-2435

March 16, 1992
0309LSET.203
61026.01

Mr. Larry Seto
Alameda County Health Care Services Agency
Department of Environmental Health
80 Swan Way, Room 200
Oakland, California 94624

Subject: Site Status Update for ARCO Station 2035, 1001 San Pablo Avenue, Albany, California.

Dear Mr. Seto:

This letter provides an update on investigation and remedial activities conducted for the above-referenced site. This update covers site activities performed during February 1992, and site activities anticipated for the month of March 1992.

Status of Previous Months Activities:

February 6, 1992: Submitted a Draft Subsurface Environmental Investigation and Pump Test Report to ARCO for review.

February 28, 1992: Bailed floating product from well RW-1.

Anticipated Work to be performed in the Next Month:

- o Submit a final report to ARCO and governing regulatory agencies detailing the results of the subsurface investigation and pump and recovery tests, performed under Addendum Three to Work Plan.
- o Monthly groundwater monitoring.
- o Monthly removal of floating product.


Site Status Update
ARCO Station 2035, Albany, California

March 16, 1992
61026.01

- o Submittal of a proposal for off and onsite subsurface investigations and remediation to ARCO for review and approval.

If you have any questions or comments regarding this letter, please call us at (408) 264-7723.

Sincerely,
RESNA



Robert D. Campbell
Staff Geologist



Joel Coffman
Project Geologist

cc: Mr. Chuck Carmel, ARCO Products Company



A RESNA Company



Working To Restore Nature

91 SEP 17 11:15

3315 Almaden Expressway, Suite 34
San Jose, CA 95118
Phone: (408) 264-7723
Fax: (408) 264-2435

TRANSMITTAL

TO: MR. LARRY SETO
ALAMEDA COUNTY HEALTH CARE
SERVICES DEPARTMENT-HAZARDOUS MAT.
80 SWAN WAY, ROOM 200
OAKLAND, CALIFORNIA 94621

DATE: 9/12/91
PROJECT NUMBER: 69036.03
SUBJECT: ARCO STATION 2035, LOCATED
AT 1001 SAN PABLO AVENUE, ALBANY, CA

FROM: STEVE STRAUZ
TITLE: ASSISTANT PROJECT GEOLOGIST

WE ARE SENDING YOU Attached Under separate cover via _____ the following items:
 Shop drawings Prints Reports Specifications
 Letters Change Orders _____

COPIES	DATED	NO.	DESCRIPTION
1	9/11/91	69036.03	FINAL-UNDERGROUND GASOLINE-STORAGE TANK REMOVAL AND REPLACEMENT AT THE ABOVE SUBJECT SITE.

THESE ARE TRANSMITTED as checked below:

- For review and comment Approved as submitted Resubmit ___ copies for approval
- As requested Approved as noted Submit ___ copies for distribution
- For approval Return for corrections Return ___ corrected prints
- For your files _____

REMARKS: THIS REPORT HAS BEEN FORWARDED TO YOU AT THE REQUEST
OF MR. CHUCK CARMEL OF ARCO PRODUCTS COMPANY.

Copies: 1 to AGS project file no. 69036.03

SAN JOSE READER'S FILE

SS: la

*Revision Date: 10/15/90
*File Name: TRANSMT.PRJ

ARCO Products Company,
a division of AtlanticRichfieldCompany

FACILITY NO. 2035

AMENDMENT TO LESSEE PMPA FRANCHISE AGREEMENT/DEALER/PREMISES LEASE
OPERATION OF UNDERGROUND STORAGE TANKS

CALIFORNIA

This Amendment, dated FEB. 20, 1992, is attached to, incorporated in and made a part of the Lessee PMPA Franchise Agreement/Dealer/Premises Lease ("PMPA Agreement"), in effect as of the date of this Amendment or, if applicable, to become effective concurrently with this Amendment, between Atlantic Richfield Company, a Delaware Corporation, through its division ARCO Products Company, ("Franchisor") and RAHMAN FARSI/MAJID GHANADAN ("Franchisee"), covering premises located at 1001 SAN PABLO AVE. ALBANY, CA 94706.

In return for good and valuable consideration, each party's receipt of which is hereby acknowledged, the parties agree as follows:

1. The parties have entered into this Amendment in accordance with legal requirements imposed on Franchisor and Franchisee concerning operation of the underground storage tanks at the above-referenced location.

2. Franchisor has provided Franchisee a copy of:

(a) California Health and Safety Code Section 25299 or an approved summary concerning civil and criminal penalties for violating terms of any permit to operate these underground storage tanks and relevant statutory and regulatory requirements.

(b) the following listed documents, a copy of which is attached and initialed by Franchisee:

Monitor & Response Plan-X w/Attachments

3. Where Franchisor has provided Franchisee with a copy of the permit to operate the underground storage tanks, Franchisee has read and understood it's responsibilities as operator under the permit and agrees to comply with each of the provisions of the permit. Irrespective of whether Franchisee has received and reviewed a copy of the underground storage tank operating permit, Franchisee hereby expressly agrees to do the following:

(a) monitor the underground tanks as required by law;

(b) maintain all required records and make such records available to the federal, state and local government agencies and to Franchisor at all reasonable times;

(c) follow all reporting procedures as required by law;

(d) mail, when submitted, to Franchisor, at the address specified in paragraph 1 of the PMPA Franchise Agreement/Dealer/Premises Lease, a copy of all reports submitted to government agencies;

(e) follow all operating procedures specified by Franchisor;

(f) immediately report to Franchisor all suspected or confirmed releases from the tanks and connected piping system, unusual operating conditions, release detection signals and environmental conditions suggesting a release may have occurred, and any spills and overfills that are not contained and cleaned up;

(g) properly close the underground tanks as required by law; and,

(h) comply with all federal, state and local legal requirements relevant to the operations of the underground tanks and all amendments to any permit to operate.

4. With respect to the operation of the underground storage tank system and monitoring equipment, Franchisee hereby acknowledges and agrees:

- that ARCO has provided Franchisee with training on each of the items described in the attached Monitoring and Response Plan,
- that Franchisee understood the content of the training, and asked any questions necessary to facilitate his understanding,
- that Franchisee indicated to ARCO at the time of training any subjects addressed by the training which Franchisee did not fully understand, and
- that Franchisee received complete training and information necessary for Franchisee to fully understand the subject of operating underground storage tanks.

5. Franchisor has provided Franchisee a copy of and Franchisee agrees to maintain on the Premises the Certificate of Financial Responsibility (as required by the United States Environmental Protection Agency in Subpart H, 40 CFR, Part 280 and California Health and Safety Code, Chapter 6.7, Section 25292.2).

6. Except to the extent they conflict with, or are less rigorous than the terms of this Amendment, all of the terms and conditions of the PMPA Agreement, as previously or hereafter amended or supplemented, remain in full force.

IN WITNESS WHEREOF, Franchisor and Franchisee have executed this Amendment.

WITNESS:

ARCO Products Company
a division of AtlanticRichfieldCompany
Franchisor

D.C. Van

By: J.C. Holgate
MANAGER

WITNESS:

MASID GHANADAN
FRANCHISEE'S NAME

D.C. Van

By: m. Ghoad

DATE: 2/7/92

MONITORING AND RESPONSE PLAN - X

ARCO PRODUCTS COMPANY FACILITY WITH SECONDARY CONTAINMENT OF UNDERGROUND STORAGE TANKS & PRODUCT LINES

ARCO Facility

2035

Address

1001 SAN PABLO AVE.

ALBANY, CA 94706

This plan is designed to meet the monitoring and response requirements of Section 2634, Article 3, Title 23, CCR.

1. MONITORING EQUIPMENT

Secondarily contained storage tanks and lines at this facility are monitored by a continuous electronic leak detection system which consists of an alarm panel, sensors and associated electronics. Liquid sensors are installed in the annular space of each double wall tank and product line piping sump. Whenever a sensor detects the presence of a liquid there is both a visual and audible alarm at the control panel. In addition, the continuous monitor on the product piping system will shut down the pump and activate the alarm system when a release is detected or if the continuous product piping monitoring system fails or is disconnected, the pumping system will shut down.

Automatic line leak detectors are installed on the secondarily contained pressurized product piping. The line leak detector will detect a loss of pressure in the product lines and restrict the flow of product.

2. MAINTENANCE SCHEDULE OF MONITORING EQUIPMENT

The continuous electronic leak detection system including line leak detectors will be inspected according to the manufacturer's instructions by an outside contractor once during each calendar year.

3. ROUTINE MONITORING PROCEDURE

On a daily basis the facility operator shall:

- A. Inspect the control panel for visual and audible alarm signals to confirm that the unit is operating.
- B. Inspect island and tank fill areas for signs of spillage or petroleum sheen.
- C. Record the inspection observations on the Daily Visual Monitoring Log (Form APPC-765: attached.)

4 . **RESPONSE PLAN**

OPERATOR RESPONSIBILITIES

A. **LEAK RECORDING AND REPORTING PROCEDURE**

Whenever an alarm is activated, station personnel are to immediately:

- a. Contact ARCO Maintenance or its designated agent by using the telephone number previously provided.
- b. If any visible indications of petroleum products or vapors are noticed call 911.
- c. Make an entry in the Recordable Discharge Log (Form APPC-765-1: attached) indicating the action taken.
- d. Complete the Recordable Discharge Log when and as the source of the alarm is known.

ARCO RESPONSIBILITIES

B. **METHOD OF REMOVING AN UNAUTHORIZED RELEASE FROM THE SECONDARY CONTAINMENT**

- a. Any unauthorized release into the secondary containment system of a product tank will be removed by pumping. Uncontaminated product may be returned to the tank. Contaminated product may be returned to the refinery to be recycled or may be disposed of following procedures in accordance with California Health and Safety Code requirements. In the event of an emergency, a pumping contractor or truck will be available immediately. In all other cases, equipment availability will be within 12 hours.
- b. Any unauthorized release in the secondary containment system of a used oil tank will be pumped and disposed of following procedures in accordance with California Health and Safety Code requirements for used oil disposal.
- c. ARCO Maintenance will be responsible for authorizing and selecting contractors for the work to be performed.

5 . **TRAINING**

In addition to the training covering subjects mentioned in Sections 3 and 4 above, training needed for the operation of the tank system and monitoring equipment includes:

How to:

- Take tank level measurements
- Read dispenser meters
- Inspect equipment
- Recognize warning signs: dispenser hesitations, meter spins and odors
- Manually close dispenser impact valve
- Replace dispenser filters

TRAINING CONTINUED

- Shut down the system with and location of: ARCOmatic switch, electrical panel breakers, and emergency shut off switch
- Test the electronic monitor

6. RECORDS RETENTION

Written records of all monitoring, testing, and maintenance performed shall be maintained on-site or off-site at a readily available location for a period of at least 3 years. These records must be made available, upon request within 36 hours, to the local agency or the Board.

7. PARTY RESPONSIBLE FOR PERFORMING THE MONITORING

M. G. ... CO-OWNER
Name Title

8. PARTY RESPONSIBLE FOR MAINTAINING EQUIPMENT

ARCO 1-800-ARCOFIX
Name PHONE

EXHIBIT A

ARCO Products Company
Division of AtlanticRichfieldCompany

Inventory Reconciliation Sheet California

Facility: _____
Tank #: _____ Size _____ Product: _____ Month/Year: _____

	1	2	3	4	5	6
	Previous Day's Dipstick Reading (Physically Measured)	Deliveries	Metered Sales	Calculated Inventory Column 1 + 2 - 3	Current Day's Dipstick Reading	Actual Variation Column 4 & 5 Subtract Smaller # from Larger #
Day	Gallons	Gallons	Gallons	Gallons	Gallons	+/-* Gallons
1						
2						
3						
4						
5						
6						
7						
8						
9						
10						
11						
12						
13						
14						
15						
16						
17						
18						
19						
20						
21						
22						
23						
24						
25						
26						
27						
28						
29						
30						
31						
TOTAL						

*Subtract Smaller # from Larger #. If Column 4 is less than 5 (+). If Column 5 is less than 4 (-).

MONTHLY

ALLOWABLE VARIATION: Total of Column 2 _____ x .01 = _____ + 130 = _____ gallons.
ACTUAL VARIATION: Total in Column 6 _____ gallons.

If actual variation is greater than allowable variation, call ARCO Maintenance and follow the monitoring and response plan.

ARCO facility no.		Dealer/Franchisee		Month/Year
Day	System condition		Inspector initials	Comments
	Operational	Alarm*		
1				
2				
3				
4				
5				
6				
7				
8				
9				
10				
11				
12				
13				
14				
15				
16				
17				
18				
19				
20				
21				
22				
23				
24				
25				
26				
27				
28				
29				
30				
31				

*NOTE: IF ALARM CONDITION EXISTS IMMEDIATELY NOTIFY ARCO MAINTENANCE OR ITS AGENT DESIGNATED AND MAKE ENTRY ON ALARM ACTIVATION/DISCHARGE LOG

**CALIFORNIA HEALTH AND SAFETY CODE DIVISION 20,
CHAPTER 6.7**

SECTION 25299

- (a) Any operator of an underground tank system shall be liable for a civil penalty of not less than five hundred dollars (\$500) or more than five thousand dollars (\$5,000) for each underground storage tank for each day of violation for any of the following violations:
- (1) Operating an underground tank system which has not been issued a permit, in violation of this chapter.
 - (2) Violation of any of the applicable requirements of the permit issued for the operation of the underground tank system.
 - (3) Failure to maintain records, as required by this chapter.
 - (4) Failure to report an unauthorized release, as required by Sections 25294 and 25295.
 - (5) Failure to properly close an underground tank system, as required by Section 25298.
 - (6) Violation of any applicable requirement of this chapter or any requirement of this chapter or any regulation adopted by the board pursuant to Section 25299.3
 - (7) Failure to permit inspection or to perform any monitoring, testing, or reporting required pursuant to Section 25288 or 25289.
 - (8) Making any false statement, representation, or certification in any application, record, report, or other document submitted or required to be maintained pursuant to this chapter.
- (b) Any owner of an underground tank system shall be liable for a civil penalty of not less than five hundred dollars (\$500) or more than five thousand dollars (\$5,000) per day for each underground storage tank, for each day of violation, for any of the following violations:
- (1) Failure to obtain a permit as specified by this chapter.
 - (2) Failure to repair or upgrade an underground tank system in accordance with this chapter.
 - (3) Abandonment or improper closure of any underground tank system subject to this chapter.
 - (4) Knowing failure to take reasonable and necessary steps to assure compliance with this chapter by the operator of an underground tank system.
 - (5) Violation of any applicable requirement of the permit issued for operation of the underground tank system.
 - (6) Violation of any applicable requirement of this chapter or any regulation adopted by the board pursuant to Section 25299.3.

- (7) Failure to permit inspection or to perform any monitoring, testing, or reporting required pursuant to Section 25288 or 25289.
- (8) Making any false statement, representation, or certification in any application, record, report, or other document submitted or required to be maintained pursuant to this chapter.
- (c) Any person who intentionally fails to notify the board or the local agency when required to do so by this chapter or who submits false information in a permit application, amendment, or renewal, pursuant to Section 25286, is liable for a civil penalty of not more than five thousand dollars (\$5,000) for each underground storage tank for which notification is not given or false information is submitted.
- (d) Any person who falsifies any monitoring records required by this chapter, or knowingly fails to report an unauthorized release, shall, upon conviction, be punished by a fine of not less than five thousand dollars (\$5,000) or more than ten thousand dollars (\$10,000), by imprisonment in the county jail for not to exceed one year, or by both that fine and imprisonment.
- (e) In determining both the civil and criminal penalties imposed pursuant to this section, the court shall consider all relevant circumstances, including, but not limited to, the extent of harm or potential harm caused by the violation, the nature of the violation and the period of time over which it occurred, the frequency of past violations, and the corrective action, if any, taken by the person who holds the permit.
- (f) Each civil penalty or criminal fine imposed pursuant to this section for any separate violation shall be separate, and in addition to, any other civil penalty or criminal fine imposed pursuant to this section or any other provision of law, and shall be paid to the treasury of the local agency or state, whichever is represented by the office of the city attorney, district attorney, or Attorney General bringing the action. All penalties or fines collected on behalf of the board or a regional board by the Attorney General shall be deposited in the State Water Pollution Cleanup and Abatement Account in the State Water Quality Control Fund, and are available for expenditure by the board, upon appropriation, pursuant to Section 13441 of the Water Code.
- (g) This section shall become operative on January 1, 1991. (Added by Stats. 1988, c. 296 Section 3, operative Jan. 1, 1991. Amended by Stats. 1989, c. 11397, Section 19, operative Jan. 1, 1991.)

3315 Almaden Expressway, Suite 34
San Jose, CA 95118
Phone: (408) 264-7723
Fax: (408) 264-2435

February 14, 1992
0211LSET.203
61026.01

Mr. Larry Seto
Alameda County Health Care Services Agency
Department of Environmental Health
80 Swan Way, Room 200
Oakland, California 94624

Subject: Site Status Update for ARCO Station 2035, 1001 San Pablo Avenue, Albany, California.

Dear Mr. Seto:

This letter provides an update on investigation and remedial activities conducted for the above-referenced site. This update covers site activities performed during January 1992, and site activities anticipated for the month of February 1992.

Status of Previous Months Activities:

- January 6, 1992: Submitted a completed Wastewater Discharge Permit Application Package to East Bay Municipal Utility District (EBMUD).
- January 19, 1992: Monthly groundwater monitoring was performed.
- January 29, 1992: Floating product was removed from well RW-1.

Anticipated Work to be performed in the Next Month:

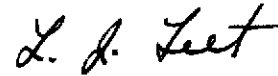
- o Submit a draft report to ARCO detailing the results of the subsurface investigation and pump and recovery tests.
- o Monthly groundwater monitoring will continue.
- o Monthly removal of floating product will continue.

Site Status Update
ARCO Station 2035, Albany, California


February 14, 1992
61026.01

If you have any questions or comments regarding this letter, please call us at (408) 264-7723.

Sincerely,
RESNA



Lou Leet
Staff Geologist



Joel Coffman
Project Geologist

cc: Chuck Carmel, ARCO Products Company

ALAMEDA COUNTY
HEALTH CARE SERVICES

AGENCY

DAVID J. KEARS, Agency Director



DEPARTMENT OF ENVIRONMENTAL HEALTH
Hazardous Materials Program
80 Swan Way, Rm. 200
Oakland, CA 94621
(415)

January 27, 1992

Mr. Chuck Carmel
Arco Products Company
P.O. Box 5811
San Mateo, CA 94402

RE: Arco, 1001 San Pablo Avenue, Albany, CA

Dear Mr. Carmel:

Please submit a copy of Sequoia Analytical's chemical analysis for the soil samples taken in July '91 from the new tank location.

In addition, please submit a copy of the chemical analysis of the groundwater samples taken from your monitoring wells in October '91.

If you have any questions, please contact me at (510) 271-4320.

Sincerely,

Larry Seto
Sr. Hazardous Materials Specialist

cc: Gil Jensen, Alameda County District Attorney's Office
Eddie So, RWQCB
Howard Hatayama, DTSC
Rafat Shahid, Assistant Agency Director, Environmental Health
Joel Coffman, Applied GeoSystems, Inc.
Files

January 14, 1992

92 JAN 15 PM 2:17

Mr. Edgar Howell
Alameda County Department of Environmental Health
80 Swan Way
Oakland, California 94621

ARCO Products Company Facilities in Alameda County

Dear Mr. Howell:


Please find attached, Quarterly Summary Reports (QSRs) for ARCO Products Company Service Stations in Alameda County. The QSRs summarize activities conducted by ARCO at the respective sites during the fourth quarter of 1991; also included are projected site activities for the first quarter of 1992 and a bibliography of reports submitted for each location.

The QSRs are classified by city and address within Alameda County. We are submitting this document and attached QSRs as agreed. Please note that we are forwarding copies of the QSRs to the Regional Water Quality Control Board (RWQCB).

Please note that ARCO Products Company has reviewed the RWQCB's February 19, 1991 printout of ARCO fuel leak sites. We have evaluated each site with respect to ARCO's responsibility for investigation, monitoring, and/or remediation. Those locations for which ARCO is not responsible were listed and described in the QSR package delivered to you on July 15, 1991. The attached QSRs therefore represent only those locations for which ARCO is responsible.

ARCO is planning a subsequent comprehensive QSR submittal for ARCO sites on April 15, 1992. Please do not hesitate to contact us with any questions regarding this submittal.

Sincerely yours,


for
Kyle A. Christie
Environmental Engineer

Attachments: ARCO Facility QSRs

REPORT

Addendum Two to Work Plan

DATE

9/24/91

CONSULTANT

RESNA

Underground Gasoline-Storage Tank
Removal and Replacement
69036.03

9/11/91

RESNA

Work Plan for Subsurface Investigation
and Remediation and Addendum One to
Work Plan (AGS 69036-2).

4/29/91

RESNA/Applied
GeoSystems

Limited Environmental Site Assessment
AGS 69036-1

1/24/90

Applied
GeoSystems



A RESNA Company

RESNA

Working To Restore Nature

3315 Almaden Expressway, Suite 34
San Jose, CA 95118
Phone: (408) 264-7723
Fax: (408) 264-2435

January 10, 1992
0108LSET.203
61026.01

Mr. Larry Seto
Alameda County Health Care Services Agency
Department of Environmental Health
80 Swan Way, Room 200
Oakland, California 94624

Subject: Site Status Update for ARCO Station 2035, 1001 San Pablo Avenue, Albany, California.

Dear Mr. Seto:

This letter provides an update on investigation and remedial activities conducted for the above-referenced site. This update covers site activities performed during December 1991, and site activities anticipated for the month of January 1992.

Status of Previous Months Activities:

- o Continued to work on draft report of subsurface investigation and pump test.
- o Continued permitting process for eventual discharge of treated groundwater.

Anticipated Work to be performed in the Next Month:


- o Submit a draft report to ARCO detailing the results of the subsurface investigation and pump and recovery tests.
- o Initiate a groundwater monitoring and quarterly sampling program for this site.
- o Submit a completed Wastewater Discharge Permit Application Package to East Bay Municipal Utility District (EBMUD).

Site Status Update
ARCO Station 2035, Albany, California


January 10, 1992
61026.01

If you have any questions or comments regarding this letter, please call us at (408) 264-7723.

Sincerely,
RESNA



Robert D. Campbell
Staff Geologist



Joel Coffman
Project Geologist

3315 Almaden Expressway, Suite 34
San Jose, CA 95118
Phone: (408) 264-7723
Fax: (408) 264-2435

December 9, 1991
1210LSET.203
61026.01

Mr. Larry Seto
Alameda County Health Care Services Agency
Department of Environmental Health
80 Swan Way, Room 200
Oakland, CA 94624

Subject: Site Status Update for ARCO Station 2035, 1001 San Pablo Avenue, Albany, California.

Dear Mr. Seto:

This letter provides an update on investigation and remedial activities conducted for the above-referenced site. This update covers site activities performed during November 1991, and site activities anticipated for the month of December 1991.

- November 1, 1991: Scheduled delivery of 4,000 gallon tank (Baker Tanks) to the site to be used for the step test and pump test.
- November 4, 1991: Informed station manager and ARCO representative about the delivery of the tank, step test and pump test dates.
- Site visit to measure depth-to-water in the wells.
- November 6, 1991: Site visit to supervise the delivery of Baker Tank.
- November 7, 1991: Performed a step-test. Step-test data results indicated the optimum pump rate to be 1 gallon per 35 seconds.
- November 11, 1991: Scheduled H&H Shipping Company to haul water from Baker Tank after pump test.
- November 14-15, 1991: Performed 18-hour pump test and 6-hour recovery test.

November 15, 1991: Purge water generated during step and pump tests was hauled off by H&H Shipping Company. Baker Tanks removed the tank from the site.

Anticipated Work to be performed in the Next Month:

- o Submit a report detailing the results of the subsurface investigation and pump and recovery tests.
- o Initiate a groundwater monitoring and quarterly sampling program for this site.
- o Submit a completed Wastewater Discharge Permit Application Package to East Bay Municipal Utility District (EBMUD).
- o Initiate worksteps to generate a complete design/drawing package for the proposed groundwater-extraction and treatment system. The package will include D-size drawings of site, remediation compound layouts, trench section details, one-line electrical diagram, process and instrumentation diagram (P&ID) and equipment specification list.
- o Submit a completed Air Permit Application Package if necessary, to the Bay Area Air Quality Management District (BAAQMD) to allow for construction and installation of a proposed groundwater-extraction and treatment system.

If you have any questions or comments regarding this letter, please call us at (408) 264-7723.

Sincerely,
RESNA



Barbara Sieminski
Staff Geologist



Joel Coffman
Project Geologist



A RESNA Company

RESNA

Working To Restore Nature

3315 Almaden Expressway, Suite 34
San Jose, CA 95118
Phone: (408) 264-7723
Fax: (408) 264-2435

91 NOV 18 AM 8:56
TRANSMITTAL

TO: MR. LARRY SETO DATE: 11/15/91
ALAMEDA COUNTY HEALTH CARE SERVICES PROJECT NUMBER: 61026.01
AGENCY-DEH SUBJECT: ARCO SITE STATUS UPDATES
80 SWAN WAY, ROOM 200
OAKLAND, CALIFORNIA 94621

FROM: JOEL COFFMAN
TITLE: PROJECT GEOLOGIST

WE ARE SENDING YOU Attached Under separate cover via _____ the following items:
 Shop drawings Prints Reports Specifications
 Letters Change Orders SEE BELOW

COPIES	DATED	NO.	DESCRIPTION
1 EACH	11/15/91		ARCO SITE STATUS UPDATES FOR THE FOLLOWING ARCO STATIONS: 2035 AND 601.

THESE ARE TRANSMITTED as checked below:

- For review and comment Approved as submitted Resubmit ___ copies for approval
- As requested Approved as noted Submit ___ copies for distribution
- For approval Return for corrections Return ___ corrected prints
- For your files _____

REMARKS: CC: MR. CHUCK CARMEL OF ARCO PRODUCTS COMPANY.

Copies: 1 to AGS project file no. 61026.01

SAN JOSE READER'S FILE

*Revision Date: 10/15/90
*File Name: TRANSMT.PRJ

LS

UST LEAK Date of Last Current
SITE UPDATE Review/Update September 6, 1991 Date January 6, 1992

SITE IDENTIFICATION

Name ARCO Service Station 2035 Case No.
Address 1001 San Pablo Avenue Street
Albany City 94706 ZIP Code
County Alameda Substance Gasoline
Local Agency Alameda County Health Care Services Agency
Regional Board Regional Water Quality Control Board - San Francisco Bay Area

LEAD STAFF PERSON ACHCSA - Larry Seto

CASE TYPE

Undetermined Soil Only X Ground Water Drinking Water

STATUS (Date indicates when case moved into status)

No Action Taken
X Leak Being Confirmed Date 1/90
X Preliminary Site Assessment Workplan Submitted Date 4/29/91
X Preliminary Site Assessment Underway Date 7/1/91
X Pollution Characterization Date 10/91
X Remediation Plan Date 11/91
Remedial Action Underway Date
Post Remedial Action Monitoring Date
Case Referred to Regional Board Date
Case Referred to Dept. of Health Services Date
Case Closed Date

COMMENTS/MILESTONES:

USTs and product lines replaced in August - September 1991; impacted backfill excavated and aerated onsite. Treated soil removed to landfill. Installed three 4-inch diameter groundwater monitoring wells and one 6-inch diameter groundwater monitoring well. Performed aquifer pump test in November 1991.

RECENT ACTIVITIES/FINDINGS:

Last Quarter Activities: Tank replacement performed, drilled two soil borings and submitted Tank Replacement report on 9/6/91.

Current Quarter Activities: October through December 31, 1991, three monitoring wells and one recovery well were installed and a pump test was performed at the site. A Subsurface Environmental Investigation and Pump Test report is being prepared.

ANTICIPATED ACTIVITIES:

Next Quarter Activities: Submit completed Subsurface Environmental Investigation and Pump Test report.

Prepare Work Plan for next phase of work.

Reports documenting the site's history are listed on page 2.

REPORT

Addendum Two to Work Plan

DATE

9/24/91

CONSULTANT

RESNA

Underground Gasoline-Storage Tank
Removal and Replacement
69036.03

9/11/91

RESNA

Work Plan for Subsurface Investigation
and Remediation and Addendum One to
Work Plan (AGS 69036-2).

4/29/91

RESNA/Applied
GeoSystemsLimited Environmental Site Assessment
AGS 69036-1

1/24/90

Applied
GeoSystems



RESNA

Working To Restore Nature

3315 Almaden Expressway, Suite 34
San Jose, CA 95118
Phone: (408) 264-7723
Fax: (408) 264-2435

November 15, 1991
1023LSET.203
61026.01

Mr. Larry Seto
Alameda County Health Care Services Agency
Department of Environmental Health
80 Swan Way, Room 200
Oakland, CA 94624

Subject: Site Status Update for ARCO Station 2035, 1001 San Pablo Avenue, Albany, California.

Dear Mr. Seto:

This letter provides an update on investigation and remedial activities conducted for the above-referenced site. This update covers site activities performed during August 1991 through October 1991, and site activities anticipated for the month of November 1991.

Status of Previous Months Activities:

August 1 - 2, 1991:

Aerated excavated soils were disposed by Dillard Trucking, a licensed waste hauler to Redwood Landfill Inc., a Class III Landfill in Novato, California. These excavated stockpiled soils were generated during removal of underground storage tanks (USTs), and associated product lines at the site.

August 3, 1991:

Excavated USTs T1, T2, T3, and T4 were transported by Erickson, Inc. a licensed waste hauler, to a license disposal facility in Richmond, California.

August 9, 1991:

Resampled for petroleum hydrocarbons in the vicinity of the product line sample S-1-PL4. Laboratory results reported total petroleum hydrocarbons (TPH)-a-gasoline concentrations of 4.1 parts per million in comparison to the anomalously high value 4,200 ppm reported when sampled on July 19, 1991. Soil excavated in this vicinity was aerated and disposed.

of

-
- August 27, 1991: Meeting with Mr. Larry Seto of Alameda County Health Care Services Agency (ACHCSA) for a final inspection of the site. Discussed future plans to speed up additional assessment and interim remediation at the site.
- August 30, 1991: Submitted drilling permit applications to Alameda County Flood Control & Well Control District (ACFCWCD) to install proposed recovery and monitoring wells.
- September 11, 1991: Submitted the final Underground Storage Tank Removal and Replacement Report to ARCO and governing agencies.
- September 19, 1991: Submitted to ARCO a draft Addendum Two to Work Plan for Subsurface Investigations and Remediation. The addendum outlined proposed worksteps to be conducted and included installation of a recovery well and groundwater monitoring wells, development and sampling of wells, pump test and initiation of necessary permitting to allow for discharge of treated groundwater.
- September 24, 1991: Submitted a final copy of Addendum Two to Work Plan to ARCO and governing agencies.
- October 2, 1991: Received a written approval from ACHCSA to proceed with worksteps outlined in Addendum Two to Work Plan, submitted September 24, 1991.
- Contacted several drilling contractors to get bid estimates to install proposed recovery and groundwater monitoring wells.
- October 3, 1991: Received from drilling contractors bid estimates to install the proposed wells. Approved use of Exceltech Inc. to install wells.
- Contacted Cruz Brothers to locate the boring locations on October 4, 1991.
- October 4, 1991: Per a verbal conversation with Mr. Wyman Hong of ACFCWD the drilling permit applications submitted on August 30, 1991 were valid through November 1991, and that no repermitting as initially indicated by Mr. Craig Mayfield was necessary. A

formal report detailing results of installation will be mailed to ACFCWD thirty days after the installation is initiated.

- October 7, 1991: Received from ACFCWD drilling well permit # 91497 to install the proposed recovery and monitoring wells.
- October 14 - 16 1991: Drilled and installed monitoring wells MW-1, MW-2 and MW-3. Also drilled and installed recovery well RW-1.
- October 15, 1991: Initiated compiling all necessary information for submittal of a completed Wastewater Discharge Permit Application to East Bay Municipal Utility District (EBMUD) to allow for discharge of treated groundwater to the sewer.
- October 24, 1991: Developed installed recovery and monitoring wells.
- October 29, 1991: Sampled wells MW-1, MW-2 and MW-3 for petroleum hydrocarbons, purgeable halocarbons and metals.

Anticipated Work to be performed in the Next Month:

- o Complete a pump test on RW-1.
- o Initiate a groundwater monitoring and quarterly sampling program for this site.
- o Submit a completed Wastewater Discharge Permit Application Package to EBMUD.
- o Initiate worksteps to generate a complete design/drawing package for the proposed groundwater-extraction and treatment system. The package will include D-size drawings of site, remediation compound layouts, trench section details, one-line electrical diagram, process and instrumentation diagram (P&ID) and equipment specification list.
- o Submit a completed Air Permit Application Package if necessary, to the B Bay Area Air Quality Management District (BAAQMD) to allow for construction and installation of a proposed groundwater-extraction and treatment system.

Site Status Update
ARCO Station No. 2035, Albany, California


November 15, 1991
61026.01

If you have any questions or comments regarding this letter, please call us at (408) 264-7723.

Sincerely,
RESNA



Valli Voruganti
Project Engineer



Joel Coffman
Project Geologist



A RESNA Company

RESNA

Working To Restore Nature

91 OCT 15 11 40 AM '91
3315 Almaden Expressway, Suite 340
San Jose, CA 95118
Phone: (408) 264-7723
Fax: (408) 264-2435

October 11, 1991
69036.02
1011seto

Mr. Larry Seto
Alameda County Health Care Services Agency
Hazardous Materials Division
80 Swan Way, Room 200
Oakland, California 94621

Subject: Confirmation of drilling and well installation dates at ARCO Station 2035,
1001 San Pablo Avenue, Albany, California.

Dear Mr. Seto:

As discussed in our telephone conversation of October 9, 1991, this letter is to confirm the dates for drilling soil borings and installing the groundwater recovery well and three groundwater monitoring wells at the subject site. Drilling is scheduled to begin on Monday, October 14, 1991 at approximately 8:00 a.m. It is estimated to take three days to complete this portion of the ongoing subsurface investigation at the site.

As requested by you, should this investigation fall behind the estimated time of completion by two weeks, you will be given formal written notice with explanation.

If you have any questions or comments, please call me at (408) 264-7723.

Sincerely,
RESNA

Joel Coffman
Project Geologist

cc: Mr. Chris Winsor, ARCO Products Company
Mr. Chuck Carmel, Arco Products Company
Mr. John Meck, ARCO Products Company
Mark Thompson, Alameda County District Attorney's Office
Mr. Howard Hatayama, State Department of Health Services

3315 Almaden Expressway, Suite 34
San Jose, CA 95118
Phone: (408) 264-7723
Fax: (408) 264-2435

91 OCT 15 AM 11:21
TRANSMITTAL

TO: MR. LARRY SETO DATE: 10/11/91
ALAMEDA COUNTY HELATH CARE SERVICES PROJECT NUMBER: 69036.02
AGENCY-HAZ. MAT. DIVISION SUBJECT: ARCO STATION 2035 AT
80 SWAN WAY, ROOM 200 1010 SAN PABLO AVENUE, ALBANY, CALIF.
OAKLAND, CALIFORNIA 94621

FROM: JOEL COFFMAN
 TITLE: PROJECT GEOLOGIST

WE ARE SENDING YOU Attached Under separate cover via _____ the following items:

Shop drawings Prints Reports Specifications

Letters Change Orders _____

COPIES	DATED	NO.	DESCRIPTION
1	10/11/91		LETTER CONFIRMATION OF DRILLING AND WELL INSTALLATION DATES AT THE ABOVE SUBJECT SITE.

THESE ARE TRANSMITTED as checked below:

- For review and comment Approved as submitted Resubmit ___ copies for approval
- As requested Approved as noted Submit ___ copies for distribution
- For approval Return for corrections Return ___ corrected prints
- For your files _____

REMARKS: COPIES OF THIS LETTER ARE BEING FORWARDED TO:
MR. CHRIS WINSOR, ARCO PRODUCTS COMPANY
MR. CHUCK CARMEL, ARCO PRODUCTS COMPANY
MR. JOHN MECH, ARCO PRODUCTS COMPANY
MR. MARK THOMPSON, ALAMEDA COUNTY DISTRICT ATTORNEY'S OFFICE
MR. HOWARD HATAYAMA, STATE DEPT. OF HEALTH SERVICES

Copies: 1 to AGS project file no. 69036.02

SAN JOSE READER'S FILE

*Revision Date: 10/15/90
 *File Name: TRANSMIT.PRJ

ALAMEDA COUNTY
HEALTH CARE SERVICES

AGENCY

DAVID J. KEARS, Agency Director



DEPARTMENT OF ENVIRONMENTAL HEALTH
Hazardous Materials Program
80 Swan Way, Rm. 200
Oakland, CA 94621
(415)

September 26, 1991

Mr. Chuck Carmel
Arco Products Company
P.O. Box 5811

San Mateo, California 94402

RE: Arco Station 2035, 1001 San Pablo Avenue
Albany, California

Dear Mr. Carmel:

I have reviewed your Addendum Two to Work Plan for Subsurface Investigations and Remediation dated September 24, 1991 that was prepared by Applied Geosystems, Inc. The plan as proposed is acceptable. You are requested to notify this office if the work is more than two weeks behind your Preliminary Time Schedule.

If you have any questions, please contact me at (510) 271-4320.

Sincerely,


Larry Seto
Sr. Hazardous Materials Specialist

cc: Gil Jensen, Alameda District Attorney's Office
RWQCB
Howard Hatayama, DOHS
Rafat Shahid, Asst. Agency Director
Joel Coffman, Applied GeoSystems, Inc.
Files

ARCO Products Company
2000 Alameda de las Pulgas
Mailing Address: Box 5811
San Mateo, California 94402
Telephone 415 571 2400



Date: October 14, 1991

Re: ARCO Station #

" I declare, that to the best of my knowledge at the present time, that the information and/or recommendations contained in the attached proposal or report are true and correct."

Submitted by:

Kyle A. Christie
Environmental Engineer

91 OCT 15 PM 2:29

October 14, 1991

Alameda County Department of Environmental Health
80 Swan Way
Oakland, California 94621

Attention: Mr. Edgar Howell

ARCO Products Company Facilities in Alameda County

Dear Mr. Howell:

Please find attached, Quarterly Summary Reports (QSRs) for ARCO Products Company Service Stations in Alameda County. The QSRs summarize activities conducted by ARCO at the respective sites during the third quarter of 1991; also included are projected site activities for the fourth quarter of 1991 and a bibliography of reports submitted for each location.

The QSRs are classified by County and by address within the County. We are submitting this document and attached QSRs as previously agreed. Please note that we are forwarding copies of the QSRs to the Regional Water Quality Control Board (RWQCB).

Please also note that ARCO Products Company has reviewed the RWQCB's February 19, 1991 printout of ARCO fuel leak sites. We evaluated each site with respect to ARCO's responsibility for investigation, monitoring, and/or remediation. Those locations for which ARCO is not responsible were listed and described in the QSR package delivered to you on July 15, 1991. The attached QSRs therefore represent only those locations for which ARCO is responsible.

ARCO is planning a subsequent QSR submittal for ARCO sites on January 15, 1992. Please do not hesitate to contact me with any questions regarding this submittal.

Sincerely,


Kyle A. Christie
Environmental Engineer

Attachments:
ARCO Facility QSRs

UST LEAK Date of Last Current
SITE UPDATE Review/Update April 15, 1991 Date September 6, 1991

SITE IDENTIFICATION

Name ARCO Service Station 2035 Case No.
Address 1001 San Pablo Avenue
Street Number Street
Albany City 94706 ZIP Code
County Alameda Substance Gasoline
Local Agency Alameda County Health Care Services Agency
Regional Board Regional Water Quality Control Board - San Francisco Bay Area

LEAD STAFF PERSON ACHCSA - Larry Seto

CASE TYPE

Undetermined Soil Only X Ground Water Drinking Water

STATUS (Date indicates when case moved into status)

No Action Taken
X Leak Being Confirmed Date 1/90
X Preliminary Site Assessment Workplan Submitted Date 4/29/91
X Preliminary Site Assessment Underway Date 7/1/91
X Pollution Characterization Date 9/15/91 (scheduled)
Remediation Plan Date
Remedial Action Underway Date
Post Remedial Action Monitoring Date
Case Referred to Regional Board Date
Case Referred to Dept. of Health Services Date
Case Closed Date

REMEDIAL ACTIONS

USTs and product lines replaced in August - September 1991; impacted backfill excavated and aerated onsite. Treated soil removed to landfill.

COMMENTS

Last Quarter Activities: Submitted Work Plan for a subsurface investigation at the site (April 29, 1991) will be implemented following tank replacement.

Current Quarter Activities: July 1 through September 15 (estimated) 1991, tank replacement activities performed at site. Proceed with monitoring well installation pending completion. Tank replacement report to be issued September 1991.

Next Quarter Activities: Prepare Addendum Two to Work Plan for recovery well installation and pump test to be prepared September 1991. Perform installation of recovery well and pump test; prepare report.

Reports documenting the site's history are listed on page 2.

REPORT

DATE

CONSULTANT

Underground Gasoline-Storage Tank
Removal and Replacement

9/6/91

RESNA

Work Plan for Subsurface Investigation
and Remediation and Addendum One to
Work Plan (AGS 69036-2).

4/29/91

RESNA/Applied
GeoSystems

Limited Environmental Site Assessment
AGS 69036-1

1/24/90

Applied
GeoSystems

ARCO PRODUCTS COMPANY
 FACILITY LIST - LOS ANGELES REGION
 BY STATE COUNTY
 10/24/1991, 09:20 AM

STATE: CALIFORNIA COUNTY: ALAMEDA

FAC	DEALER	ADDRESS	CITY/STATE	ZIP	CROSS STREET	PHONE
00276	DAI VAN VO	10600 MACARTHUR BLVD	OAKLAND	CA 94605	10TH AVE/MACARTHUR B	415-635-4641
00374	SANTOSH KUMAR SUD	6407 TELEGRAPH AVENU	OAKLAND	CA 94609	ALCATRAZ AVE/TELEGRA	415-658-7508
00498	REGION OPERATION 5157	286 SO LIVERMORE AVE	LIVERMORE	CA 94550	3RD ST/S LIVERMORE A	415-449-1448
00608	JAIME & LEONORA ABADAM <i>Sgn ✓</i>	17601 HESPERIAN BLVD	SAN LORENZO	CA 94580	HACIENDA/HESPERIAN B	415-278-2977
00	JERRY SHIELDS	899 RINCON AVENUE	LIVERMORE	CA 94550	PINE/RINCON AVE	415-447-1329
02035	RAHMAN FARSI/MAJID GHANADAN	1001 SAN PABLO AVENU	ALBANY	CA 94706	MARIN/SAN PABLO AVE	415-525-1362
02107	PRITINDER ARORA	3310 PARK BLVD.	OAKLAND	CA 94610	MACARTHUR/PARK BLVD	415-532-1716
02112	JAVAD ROOSHAN <i>Sgn ✓</i>	1260 PARK STREET	ALAMEDA	CA 94501	ENCINAL/PARK ST	415-865-7335
02152	JAMES A WALKER	22141 CENTER ST.	CASTRO VALLEY	CA 94546	GROVE/CENTER ST	415-581-1268
02169	RAMESH SOOD	889 W GRAND AVE	OAKLAND	CA 94607	MARKET/W GRAND AVE	415-465-4450
02185	B J A INC	9800 E 14TH ST	OAKLAND	CA 94603	98TH/E 14TH	415-568-0590
04494	KHALIL N ROOSHAN <i>Sgn ✓</i>	566 HEGENBERGER RD.	OAKLAND	CA 94605	EDES/HEGENBERGER RD	415-569-7561
04931	VINTNERS DISTRIBUTORS INC	731 W MACARTHUR BLVD	OAKLAND	CA 94611	WEST/W MACARTHUR BLV	415-658-5000
04977	MICHAEL SERDY	2770 CASTRO VALLEY R	CASTRO VALLEY	CA 94546	WISTERIA/CASTRO VALL	415-582-6919
06002	SAMIR PATEL <i>Sgn ✓</i>	6235 SEMINARY AVENUE	OAKLAND	CA 94605	HWY 580/SEMINARY	415-633-1042
06041	RONALD E TEUTSCH	7249 VILLAGE PARKWAY	DUBLIN	CA 94566	AMADDR/VILLAGE PKWY	415-828-3163
06113	PRESTIGE STATIONS INC 5158	785 E STANLEY BLVD	LIVERMORE	CA 94550	MURRIETTA/E STANLEY	415-449-2024
06148	JIN H KANG	5131 SHATTUCK AVE.	OAKLAND	CA 94609	52ND/SHATTUCK	415-654-3461

W. F. Lewis Construction, Inc.

August 22, 1991

Alameda County
Health Care Services Agency
Department of Environmental Health
Hazardous Materials Division
80 Swan Way, Room 200
Oakland, CA 94621

Attn: Mr. Larry Seto

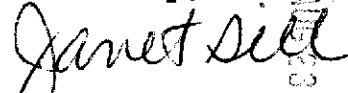
Re: Permit No. 592423
ARCO F/N 2035
1001 San Pablo Avenue
Albany, California

Dear Mr. Seto,

This letter is to confirm our telephone conversation this morning regarding the final inspection of the completed work at the above job site. Your final inspection is scheduled for Tuesday, August 27, 1991 at 11:00 a.m.

If you have any questions, please call.

Sincerely,



Janet Sill
Job Coordinator

91 AUG 23 PM 12:08

cc: Mr. Steve Straus, Applied GeoSystems
Mr. Tom Wray, ARCO

August 22, 1991

Alameda County
Health Care Services Agency
Department of Environmental Health
Hazardous Materials Division
80 Swan Way, Room 200
Oakland, CA 94621

Attn: Mr. Larry Seto

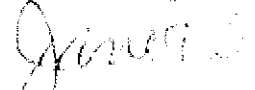
Re: Permit No. 592423
ARCO F/N 2035
1001 San Pablo Avenue
Albany, California

Dear Mr. Seto,

This letter is to confirm our telephone conversation regarding the final inspection of the completed work at the job site. Your final inspection is scheduled for August 27, 1991 at 11:00 a.m.

If you have any questions, please call.

Sincerely,


Janet Sisk
Job Order

cc: Mr. Steve Straus, Applied GeoSystems
Mr. Tom Wray, ARCO

506 Glide Avenue • West Sacramento, California 95691 • (916) 372-2755
State Contractors License Number B-348937

Fax Transmittal Memo 7672

To: Mr. Larry Seto

Company: Alameda County Environmental Health

Location:

Fax #: (415) 568-3706 Telephone #:

Comments:

No. of Pages: 1 Today's Date: 8/22/91 Time: 11:00

From: Janet Sill

Company: W.F. Lewis Construction, Inc.

Location: Dept. Charge:

Fax #: (916) 372-6180 Telephone #: (916) 372-2755

Original Disposition: Copy Retain Call for pickup

W. F. Lewis Construction, Inc.

August 21, 1991

Alameda County
Health Care Services Agency
Department of Environmental Health
Hazardous Materials Division
80 Swan Way, Room 200
Oakland, CA 94621

Attn: Mr. Larry Seto


Re: Permit No. 592423
ARCO F/N 2035
1001 San Pablo Avenue
Albany, California

Dear Mr. Seto,

This Letter is to advise you that we have completed the fuel storage installation at the above site. Gas will be placed in the tanks on Monday, August 26, 1991.

If you have any questions, please call.

Sincerely,


Walter F. Lewis

WFL/jan

cc: Mr. Tom Wray, ARCO

91 AUG 22 AM 11:56

W. F. Lewis Construction, Inc.

August 21, 1991

Alameda County
Health Care Services Agency
Department of Environmental Health
Hazardous Materials Division
30 Swan Way, Room 200
Oakland, CA 94621

Attn: Mr. Larry Seto

Re: Permit No. 592423
ARCO P/N 2035
1001 San Pablo Avenue
Emery, California

Mr. L. Seto,

Our letter is to advise you that we have completed the
Storage Installation at the above site. Gas will be placed
on Monday, August 26, 1991.

If you have any questions, please call.

Sincerely,


Walter F. Lewis

cc: Tom

cc: Mr. Tom Wray, ARCO

8/22/91

I asked Jan of Lewis Const. to ask Walter to
call me concerning setting up an acct. for the
final insp. I told her they cannot pump
gas until I perform and pass their final
insp.

Form 3820

Fac Transmittal Memo 7672

To: Mr. Harry Seto
Company: Alameda County

Telephone # (415) 368-3706

No. of Pages: 1
Today's Date: 8/21
Time: 3:40
From: WALTER F. LEWIS
Company: WF LEWIS CONST
Location: Dept. Charge
Fax #: (916) 9312-2752
Original Disposition: Destroy Return Call for pickup

Hard copy to follow in US mail -

white -env.health
 yellow -facility
 pink -files

ALAMEDA COUNTY, DEPARTMENT OF ENVIRONMENTAL HEALTH

80 Swan Way, #200
 Oakland, CA 94621
 (415) 271-4320

Hazardous Materials Inspection Form

II, III

Site ID # _____ Site Name Arco - Today's Date 8/6/91

II.A BUSINESS PLANS (Title 19)

- ___ 1. Immediate Reporting 2703
- ___ 2. Bus. Plan Stds. 25503(b)
- ___ 3. RR Cars > 30 days 25503.7
- ___ 4. Inventory Information 25504(a)
- ___ 5. Inventory Complete 2730
- ___ 6. Emergency Response 25504(b)
- ___ 7. Training 25504(c)
- ___ 8. Deficiency 25505(a)
- ___ 9. Modification 25505(b)

Site Address 1001 San Pablo Ave.
 City Albany Zip 94706 Phone _____

MAX-AMT stored > 500 lbs, 55 gal., 200 cft.?

Inspection Categories:

- ___ I. Haz. Mat/Waste GENERATOR/TRANSPORTER
- II. Business Plans, Acute Hazardous Materials
- ___ III. Underground Tanks

II.B ACUTELY HAZ. MATLS

- ___ 10. Registration Form Filed 25533(a)
- ___ 11. Form Complete 25533(b)
- ___ 12. RMPP Contents 25534(c)
- ___ 13. Implement Sch. Req'd? (Y/N)
- ___ 14. OffSite Conseq. Assess. 25524(c)
- ___ 15. Probable Risk Assessment 25534(d)
- ___ 16. Persons Responsible 25534(g)
- ___ 17. Certification 25534(f)
- ___ 18. Exemption Request? (Y/N) 25534(b)
- ___ 19. Trade Secret Requested? 25538

* Calif. Administration Code (CAC) or the Health & Safety Code (HS&C)

III. UNDERGROUND TANKS (Title 23)

- | | |
|--|---|
| General | ___ 1. Permit Application 25284 (H&S) |
| | ___ 2. Pipeline Leak Detection 25292 (H&S) |
| | ___ 3. Records Maintenance 2712 |
| | ___ 4. Release Report 2651 |
| | ___ 5. Closure Plans 2670 |
| Monitoring for Existing Tanks | ___ 6. Method |
| | 1) Monthly Test |
| | 2) Daily Vadose
Semi-annual groundwater
One time soils |
| | 3) Daily Vadose
One time soils
Annual tank test |
| | 4) Monthly Gndwater
One time soils |
| | 5) Daily Inventory
Annual tank testing
Cont pipe leak det
Vadose/gndwater mon. |
| | 6) Daily Inventory
Annual tank testing
Cont pipe leak det |
| | 7) Weekly Tank Gauge
Annual tank testing |
| | 8) Annual Tank Testing
Daily Inventory |
| | 9) Other _____ |
| New Tanks | ___ 7. Precs Tank Test 2643
Date: _____ |
| | ___ 8. Inventory Rec. 2644 |
| | ___ 9. Soil Testing 2646 |
| | ___ 10. Ground Water. 2647 |
| ___ 11. Monitor Plan 2632 | |
| ___ 12. Access. Secure 2634 | |
| ___ 13. Plans Submit 2711
Date: _____ | |
| ___ 14. As Built 2635
Date: _____ | |

Comments:

1:00PM - 1:30PM
visited the site: verified that line pressure test, secondary containment leak test, conducted 8/5/91 & 8/6/91 were witnessed by the Albany Fire Department Inspector, Mr. Tom Williams (W.F. Lewis Construction) documented the Fire Inspector witnessed the testing & will be sending the dept copies of this records. Fire Inspector was Mr. Frank Westphal.

Rev 6/88

II, III

Contact: _____
 Title: _____
 Signature: _____

Inspector: _____
 Signature: Susan L. Hugg

W. F. Lewis Construction, Inc.

August 2, 1991
Fax No. (415) 568-3706

Alameda County
Health Care Services Agency
Department of Environmental Health
Hazardous Materials Division
800 Swan Way, Room 200
Oakland, CA 94621

Attn: Mr. Larry Seto/Ms. Susan Hugo


Re: Permit No. 592423
ARCO F/N 2035
1001 San Pablo Avenue
Albany, CA 94706

Dear Mr. Seto/Ms. Hugo,

This is to confirm our phone message that we are completing the piping and backfilling on 8-5-91. The line pressure test will be witnessed by the City of Albany Fire Department Inspector.

If you have any questions, please call.

Sincerely,


Walter F. Lewis

WFL/rr

cc: Mr. Ron Miles, ARCO

91 AUG -5 01:11:50

W. F. Lewis Construction, Inc.

August 2, 1991
Fax No. (415) 568-3706

Alameda County
Health Care Services Agency
Department of Environmental Health
Hazardous Materials Division
800 Swan Way, Room 205
Oakland, CA 94621

Attn: Mr. Larry Seto/Ms. Susan Hugo


Re: Permit No. 592423
ARCO F/N 2035
1001 San Pablo Avenue
Albany, CA 94706

Dear Mr. Seto/Ms. Hugo,

This is to confirm our phone message that we are completing the piping and backfilling on 8-5-91. The line pressure test will be witnessed by the City of Albany Fire Department Inspector.

If you have any questions, please call.

Sincerely,


Walter F. Lewis

WFL/rr

cc: Mr. Ron Miles, ARCO

W. F. Lewis Construction, Inc.

FAX # (916) 372-6180

Environmental Report

sent to: Mr. Larry Secoy/Asst. Dir. 7160 County of
Environmental Health 73034 St. Louis
 FAX No: (415) 868-0700

ROBERT C. SCHMIDT (PH) (916) 372-6180

W. F. Lewis Construction, Inc.

July 29, 1991

Alameda County
Health Care Services Agency
Department of Environmental Health
Hazardous Materials Division
80 Swan Way, Room 200
Oakland, CA 94621

ATTN: Mr. Larry Seto

RE: Permit No. 592423
ARCO F/N 2035
1001 San Pablo Ave
Albany, CA 94706


91 JUL 31 PM 2:54

Dear Mr. Seto,

This Letter is to confirm our schedule for completion of the piping and testing on wednesday, July 31, 1991, at the above mentioned job site.


If you have any questions, please call.

Sincerely,


Walter F. Lewis

WFL/rr

cc: Mr. Ron Miles, ARCO
Mr. Steve Straus, Applied Geo Systems



91 JUL 29 AM 10:33

TRANSMITTAL

3315 Almaden Expressway, Suite 34
 San Jose, California 95118
 (408) 264-7723 FAX (408) 264-2435

TO: MR. LARRY SETO
ACHGSA-DEH
HAZARDOUS MATERIALS PROGRAM
80 SWAN WAY, ROOM 200
OAKLAND, CALIFORNIA 94621

DATE: 7/25/91
 PROJECT NUMBER: AGS 69036.03
 SUBJECT: ARCO STATION 2035, 1001
SAN PABLO AVENUE, ALBANY, CALIFORNIA

FROM: JOEL COFFMAN
 TITLE: PROJECT GEOLOGIST

WE ARE SENDING YOU Attached Under separate cover via _____ the following items:
 Shop drawings Prints Reports Specifications
 Letters Change Orders _____

COPIES	DATED	NO.	DESCRIPTION
1	7/25/91		LETTER REGARDING LARRY SETO LETTER OF JULY 19, 1991, CONCERNING THE ABOVE SUBJECT SITE.

THESE ARE TRANSMITTED as checked below:

For review and comment Approved as submitted Resubmit ___ copies for approval
 As requested Approved as noted Submit ___ copies for distribution
 For approval Return for corrections Return ___ corrected prints
 For your files _____


REMARKS: cc: MR. CHUCK GARMEL, ARCO PRODUCTS COMPANY
MR. GIL JENSEN, ALAMEDA COUNTY DISTRICT ATTORNEY'S OFFICE
MR. LESTER FELDMAN, REGIONAL WATER QUALITY CONTROL BOARD.

Copies: 1 to AGS project file no. 69036.03

SAN JOSE READER'S FILE

*Revision Date: 10/15/90

*File Name: TRANSMT.PRJ



Applied GeoSystems, Inc.

3315 Almaden Expressway, Suite 34, San Jose, CA 95118 (408) 264-7723

• FREMONT

• IRVINE

• BOSTON

• SACRAMENTO

• CULVER CITY

• SAN JOSE

July 25, 1991

0725lset

AGS 69036.03

Mr. Larry Seto
Senior Hazardous Materials Specialist
Alameda County Health Care Services Agency
Department of Environmental Health
Hazardous Materials Program
80 Swan Way, Room 200
Oakland, California 94621

Subject: Larry Seto Letter of July 19, 1991 concerning ARCO Station 2035, 1001 San Pablo Avenue, Albany, California.

Mr. Seto:


On behalf of ARCO Products Company (ARCO), I am pleased to inform you of the current status of the investigation/remediation plan at the subject site. The subsurface investigation at the subject site as described in our Work Plan for Subsurface Investigations and Remediation and Addendum One to Work Plan, dated April 29, 1991, ~~will begin~~ approximately two weeks after completion of tank and product-line replacement activities at the subject site. These tank and product-line replacement activities should be concluded by mid-August 1991. Work will proceed according to the preliminary time schedule included in this Addendum One to Work Plan. Subsequent investigation and remediation, as necessary, will proceed according to the preliminary time schedule included in the Work Plan for Subsurface Investigations and Remediation, previously submitted to your agency by RESNA/Applied GeoSystems. A copy of your letter to ARCO giving approval for the above-referenced work plan and addendum to work plan, dated May 28, 1991, is enclosed.


Correspondence with Larry Seto
ARCO Station 2035, 1001 San Pablo Avenue, Albany, California

July 25, 1991
AGS 69036.03

If you have any questions or comments regarding our proposed work or schedule, please call us at (408) 264-7723.

Sincerely,
RESNA/Applied GeoSystems


Steve Strausz
Assistant Project Geologist


Joel Coffman
Project Geologist

Enclosure: Copy of Work Plan Approval Letter

cc: Mr. Chuck Carmel, ARCO Products Company
Mr. Gil Jensen, Alameda County District Attorney's Office
Mr. Lester Feldman, Regional Water Quality Control Board

ALAMEDA COUNTY
HEALTH CARE SERVICES

AGENCY
DAVID J. KEARS, Agency Director



COPY

DEPARTMENT OF ENVIRONMENTAL HEALTH
Hazardous Materials Program
80 Swan Way, Rm. 200
Oakland, CA 94621
(415)

RECEIVED

JUN 1991

APPLIED GEOSYSTEMS
SAN JOSE BRANCH

May 28, 1991

Mr. Chuck Carmel
Arco Products
P.O. Box 5811
San Mateo, CA 94402

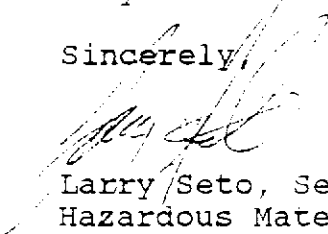
Re: Arco Station #2035, 1001 San Pablo Avenue, Albany, CA.

Dear Mr. Christie:

I have reviewed your work plan for subsurface investigations and remediation dated April 29, 1991, that was prepared by Applied GeoSystems. It is acceptable. Please give me 48 hours prior notification before any work commences.

If you have any questions, please contact me at 271-4320.

Sincerely,


Larry Seto, Senior
Hazardous Materials Specialist

LS:sms

cc: Gil Jensen, Alameda County District Attorney, Consumer &
Environmental Protection Agency
Charlene Williams, DOHS
RWQCB
Rafat Shahid, Assistant Agency Director, Environmental Health
Files

May 8, 1991

ALAMEDA COUNTY
HEALTH CARE SERVICES

AGENCY

DAVID J. KEARS, Agency Director



Certified Mailer: #P 367 604 437

DEPARTMENT OF ENVIRONMENTAL HEALTH
Hazardous Materials Program
80 Swan Way, Rm. 200
Oakland, CA 94621
(415)

July 19, 1991

Mr. Chuck Carmel
Arco Petroleum Products
P.O. Box 5811
San Mateo, Ca 94402

RE: Arco Station #2035, 1001 San Pablo Ave., Albany, Ca

Dear Mr. Carmel:


On July 19, 1991, I was informed by Steve Strausz of Applied Geo Systems that Arco has made the decision not to perform the work identified in the Remedial Action Plan, dated June 28, 1991, prepared by Applied Geo Systems. Specifically, the installation of cristy boxes and piping that would facilitate future installation of groundwater monitoring and soil vapor extraction wells.

I approved your new tank installation with the understanding that the site investigation and remediation will be performed in a timely manner.

Please submit to me within ten days of the receipt of this letter your current investigation/remediation plan with a time schedule.

If you have any questions, please contact me at 271-4320.

Sincerely,


Larry Seto
Senior Hazardous Materials Specialist

LS:lp

cc: Gil Jensen, Alameda County District Attorney's Office
RWQCB
Kyle Christie, Arco
Steve Strausz, Applied Geo Systems
Alabany Fire
Charlene Williams, DHS

25

SENDER'S USE ONLY (Items 1 and 2 when additional services are requested, and complete items 3 and 4.)
 Put your address on the "RETURN TO" Space on the reverse side. Failure to do this will prevent this card from being returned to you. The return receipt fee will provide you the name of the person delivered to and the date of delivery. For additional fees the following services are available. Consult postmaster for fees and check box(es) for additional service(s) requested.

1. Show to whom delivered, date, and addressee's address. (Extra charge)
 2. Restricted Delivery (Extra charge)


<p>2. Article Addressed to:</p> <p>Mr. Chuck Carmel Arco Petroleum Products PO Box 5811 San Mateo, Ca 94402</p>	<p>4. Article Number</p> <p>P367604437</p> <p>Type of Service:</p> <p><input type="checkbox"/> Registered <input type="checkbox"/> Insured <input checked="" type="checkbox"/> Certified <input type="checkbox"/> COD <input type="checkbox"/> Express Mail <input type="checkbox"/> Return Receipt for Merchandise</p>
<p>5. Signature - Address</p> <p>X</p>	<p>Always obtain signature of addressee or agent and DATE DELIVERED.</p>
<p>6. Signature - Agent</p> <p>X</p>	<p>8. Addressee's Address (ONLY if requested and fee paid)</p>
<p>7. Date of Delivery</p> <p>JUL 24 1991</p>	

PS Form 3811, Mar. 1985 U.S.G.P.O. 1988-212-865 RETURN RECEIPT

P 367 604 437
RECEIPT FOR CERTIFIED MAIL
 NO INSURANCE COVERAGE PROVIDED
 NOT FOR INTERNATIONAL MAIL
 (See Reverse)

PS Form 3800, June 1985

Sent to	Chuck Carmel
Street and No.	PO Box 5811
P. O., State and ZIP Code	San Mateo
Postage	\$
Certified Fee	
Special Delivery Fee	
Restricted Delivery Fee	
Return Receipt showing to whom and Date Delivered	
Return Receipt showing to whom, Date, and Address of Delivery	
TOTAL Postage and Fees	\$
Postmark or Date	7/19/91



Applied GeoSystems, Inc.

3315 Almaden Expressway, Suite 34, San Jose, CA 95118 (408) 264-7723

• FREMONT

• IRVINE

• BOSTON

• SACRAMENTO

• CULVER CITY

• SAN JOSE

July 16, 1991

0711lset

AGS 69036.03

Mr. Larry Seto
Alameda County Health Care Services Agency
Hazardous Materials Division
80 Swan Way, Room 200
Oakland, California 94621

Subject: Characterizing soils removed from new tank excavation for petroleum hydrocarbons at ARCO Station 2035, 1001 San Pablo Avenue, Albany, California.

Mr. Seto:

RESNA/Applied GeoSystems drilled two soil borings to approximate total depths of 21 feet and collected soil samples at intervals of 5 feet or less for laboratory analysis of total petroleum hydrocarbons as gasoline (TPHg), in accordance with California Department of Health Services regulations for subsurface investigations. In addition, as you requested during a meeting at the subject site on July 3, 1991, RESNA/Applied GeoSystems has performed the following work to characterize soils removed from the new tank excavation.

A total of approximately 800 cubic yards were removed from the new tank pit excavation on July 8 to 10, 1991. Approximately 350 cubic yards were used to backfill the former tank excavation onsite. The remainder was disposed of at Contra Costa County Landfill facility on Parr Road in Richmond, California.

RESNA/Applied GeoSystems collected 18 soil samples from each of 20 cubic yards of soil removed from the new tank excavation for use as backfill in the former tank excavations, and submitted the samples for same-day analysis of TPHg and the gasoline constituents benzene, toluene, ethylbenzene, and total xylenes (BTEX) at the Sequoia Analytical mobile laboratory onsite.

Characterization of New Tank Pit Soils
ARCO Station 2035, 1001 San Pablo, Albany, CA

July 16, 1991
AGS 69036.03

Please call us if you have any questions regarding this letter.

Sincerely,
RESNA/Applied GeoSystems



Steve Strausz
Assistant Project Geologist

cc: Chuck Carmel/ ARCO

July 15, 1991

Alameda County Department of Environmental Health
80 Swan Way
Oakland, California 94621

Attention: Mr. Rafat Shahid

ARCO Products Company Facilities in Alameda County - RWQCB Fuel Leaks List

Dear Mr. Shahid

Please find attached, Quarterly Summary Reports (QSRs) for ARCO Products Company Service Stations in Alameda County. The QSRs summarize activities conducted by ARCO at the respective sites during the second quarter of 1991; also included are projected site activities for the third quarter of 1991 and a bibliography of reports submitted for each location.

The QSRs are classified by address within the County. We are submitting this document and attached QSRs as agreed in our recent meeting with the RWQCB. Please note that we are forwarding copies of the QSRs to the RWQCB as well.

ARCO Products Company has reviewed the Regional Water Quality Control Board's (RWQCB) February 19, 1991 printout of ARCO fuel leak sites in the San Francisco Bay Area. We have evaluated each site with respect to ARCO's responsibility for investigation, monitoring, and/or remediation. It is ARCO's belief that several of the sites originally attributed to ARCO are actually the responsibility of other parties. We have therefore prepared QSRs and a brief discussion regarding those sites which we believe should either be removed from ARCO responsibility or be considered for closure.

ARCO is planning a subsequent comprehensive QSR submittal for ARCO sites on October 15, 1991. Please do not hesitate to contact us with any questions regarding this submittal.

Sincerely,



for Kyle A. Christie
Environmental Engineer

Attachments:

Non-ARCO Facility/Site Closure Discussion and QSRs
ARCO Facility QSRs

NON-ARCO FACILITY/SITE CLOSURE DISCUSSION AND QSRS

Alameda County

Alameda County Sites

Two ARCO facilities including Station Numbers 4977 and 6002 (located at 2770 Castro Valley Road, Castro Valley and 6235 Seminary Avenue, Oakland) experienced vapor/vent line failure during UST system precision testing. In accordance with State Water Resources Control Board (SWRCB) letter LG-43, ARCO requests that these facilities be removed from the RWQCB fuel leaks list.

A small volume of hydrocarbons were released from ARCO Station Number 498 located at 286 South Livermore Avenue, Livermore. The product was released to an on-site secondary containment trench and was subsequently removed; no product was released to the soil or groundwater. Alameda County issued a letter to ARCO on May 24, 1991 stating that no further action is necessary at this site.

A total of seven Alameda County ARCO facilities listed by the RWQCB were not ARCO-owned at the time of the release discovery and/or report. These sites include Station Numbers 188, 329, and 623 (respectively located at 4191 First Street, Pleasanton, 2032 12th Street, Oakland, and 2110 Mountain, Oakland) and facilities located at 2951 High Street, 4401 Market Street, 2844 Mountain Boulevard, and 2740 98th Street, Oakland.

ARCO has prepared QSRs for each of these facilities; however, we request that the cases be omitted from the leaks list or be referred to the actual responsible party, as appropriate. The ownership information for the individual sites is included on the attached QSRs.

Finally, the RWQCB February 19, 1991 printout lists two sites which are actually the same. The facility listed as 71 MacArthur Boulevard is actually ARCO Service Station Number 4931 located at 731 West MacArthur Boulevard in Oakland.

Attachment:

Non-ARCO Facility QSRs

UST LEAK Date of Last Current
SITE UPDATE Review/Update April 15, 1991 Date July 15, 1991

SITE IDENTIFICATION

Name ARCO Service Station 2035 Case No. _____
Address 1001 San Pablo Avenue
 Street Number Street
 Albany City 94706 ZIP Code
County Alameda Substance Gasoline
Local Agency Alameda County Health Care Services Agency
Regional Board Regional Water Quality Control Board - San Francisco Bay Area

LEAD STAFF PERSON ACHCSA - Larry Seto

CASE TYPE

_____ Undetermined _____ Soil Only _____ Ground Water _____ Drinking Water

STATUS (Date indicates when case moved into status)

_____ No Action Taken
_____ Leak Being Confirmed Date _____
_____ Preliminary Site Assessment Workplan Submitted Date _____
_____ Preliminary Site Assessment Underway Date _____
_____ Pollution Characterization Date _____
_____ Remediation Plan Date _____
_____ Remedial Action Underway Date _____
_____ Post Remedial Action Monitoring Date _____
_____ Case Referred to Regional Board Date _____
_____ Case Referred to Dept. of Health Services Date _____
_____ Case Closed Date _____

REMEDIAL ACTIONS

Underground storage tanks scheduled for replacement July 1991.

COMMENTS

In January 1990, a preliminary environmental site assessment report was submitted to the regulatory agencies summarizing the results of soil sampling from 5 borings at the site, prior to ARCO's planned tank removal activities. ARCO plans to replace the UST's at the site in 1991 and perform an investigation of the extent of hydrocarbon impacted soil during and after tank replacement activities are complete.

ARCO submitted Work Plan for a subsurface investigation at the site April 29, 1991; will be implemented following tank replacement.

Please refer to the attached page for a listing of previously submitted reports which document site history.

RESPONSIBLE PARTY IDENTIFICATION (Only if newly discovered or changed)

Name _____
Contact _____ Phone () _____
Address _____
 Street Number Street
 City State ZIP Code

REPORT

DATE

CONSULTANT

Limited Environmental Site Assessment
AGS 69036-1

1/24/90

Applied
GeoSystems

Work Plan for Subsurface Investigation
and Remediation and Addendum One to
Work Plan (AGS 69036-2).

4/29/91

RESNA/Applied
GeoSystems

W. F. Lewis Construction, Inc.

Fax # (916) 372-6180

July 6, 1991

Alameda County
Health Care Services Agency
Department of Environmental Health
Hazardous Materials Division
80 Swan Way, Room 200
Oakland, CA 94621

91 JUL -9 PM 2:07

Attn: Mr. Larry Seto - Project Specialist

Re: Underground Tank Work
ARCO AM/PM market F/N 2035
1001 San Pablo Avenue @ Marin
Albany, CA 94706

Dear Mr. Seto,

This letter is in response to our job site meeting on 7/03/91 and is to confirm and update the job plan. The work to be addressed is as follows:

Old Tanks

- . The old tanks were removed on 7/03/91 and hauled off by Erickson, Inc.
- . The material accessible in the bottom of the hole was removed and stockpiled as directed.

New Tanks

- . We are proceeding with the excavation of the new tank hole on 7/08/91 and the installation of the new tanks on 7/12/91.
- . Because of the close proximity to the adjoining building and the confined space between the existing building when this hole is excavated the new tanks must be set immediately.
- . We are hauling the soil excavated to the West Contra Costa County Sanitary Landfill and are relying on the soil testing done by Applied GeoSystems indicating clean soil. To the best of our knowledge this area is not contaminated.
- . The soil excavation is to be monitored by Applied GeoSystems and if any soil uncovered is suspect it will be stockpiled for future testing.

W. F. Lewis Construction, Inc.

- . We are relying on Applied GeoSystems confirmation that the water table is at 17 -18 feet below grade and expect a dry hole condition. The tanks will be set two feet apart per ARCO specifications which exceed the manufactures requirements of 18" minimum (see enclosed specifications).
- . Should water be found above fifteen feet it is anticipated that it will be pumped out and the tanks will be set per dry hole condition specifications.

Old Pipe Lines

- . The old pipe lines will be removed and the soil in the trenches tested every 20'0" as directed.
- . Over excavation is not expected.

New Pipe Lines


- . The new system will be installed using Ameron UL listed alcohol pipe. The system will be double wall product and single wall vent and vapor pipe.
- . The dispenser piping will be hard piped without bravo boxes per plans.

We appreciate your help at the site on Friday 7/03/91 and understand that you will visit the site Wednesday or Thursday of next week.

Enclosed are the submittal/specifications when used in conjunction with ARCO plans and specifications this information should describe the complete installation.

We will look forward to seeing you at the site and if you should have any questions please call us.

Sincerely,



Walter F. Lewis

Enclosures;
Xerxes Tank Installation Manual
Ameron Piping System
Pomeco Spill Containment

cc
Ron Miles - ARCO
Chuck Carmel - ARCO
Joel Coffman/ Steve Straus - Applied GeoSystems

W. F. Lewis Construction, Inc.

June 26, 1991

Alameda County
Health Care Services Agency
Department of Environmental Health
Hazardous Materials Division
80 Swan Way, Room 200
Oakland, CA 94621

91 JUN 27 PM 4:16

Attn: Mr. Larry Seto - Project Specialist

Re: Under ground tank work
ARCO AM/PM market F/N 2035
1001 San Pablo Avenue @ Marin
Albany, CA 94706
Application number: 592423

Dear Mr. Seto,

This letter is in regards to the tank work at the ARCO AM/PM at 1001 San Pablo Avenue, Albany CA. I understand that Mr. Joel Coffman of Applied GeoSystems has been in contact with you about scheduling. Our understanding of the work plan is to begin by removing the concrete and asphalt over the old tanks and hauling it to a non regulated dump. This work will take place on Monday 7-01-91. Next the soil over the existing tank will be excavated and stockpiled on the site. This is planned for Tuesday 7-02-91. On Wednesday 7-03-91 the existing tanks will be pulled and hauled by Erickson Inc. to their yard. Soil samples will be taken from the old tank hole and the results of these samples will determine the procedures for the excavation of the new tank hole.

Also I want to provide the following information updating the underground tank closure plan.

- . Item 6 Contractor: W.F. Lewis Construction Inc.
Address: 506 Glide Ave
City: West Sacramento, CA 95691
License Type: B/C61/40
License No.: 348937
Tax Id #: 94-2440459
Phone No: (916)372-2755

- . Item 10 Hazardous Waste Transporter
Name: Erickson Inc.
EPA I.D. No: CAD009466392
Hauler No: 019
License Exp: 5-1-92
Address: 255 Parr Blvd.
City: Richmond, CA 94801


W. F. Lewis Construction, Inc.

- . Item 11 Sample Collector
 - Name: Joel Coffman/Steve Straus/Lou Leet
 - Company: Applied GeoSystems
 - Address: 3315 Almaden Express Way, Suite #34
 - City: San Jose, CA 95118
 - Phone No.: (408)264-7723

- . Item 12 Laboratory
 - Name: Sequoia Analytical
 - Address: 680 Chesapeake Drive
 - City: Redwood City, CA 94063
 - Cert. No.: 1210

We are looking forward to meeting you on the job and are ready to answer any questions that you might have.


Sincerely



Walter F. Lewis
W.F. Lewis Construction Inc.

WFL/rr

cc: Mr. Ron Miles - ARCO
Mr. Chuck Carmel - ARCO
Mr. Joel Coffman - Applied GeoSystems



Applied GeoSystems, Inc.

3315 Almaden Expressway, Suite 34, San Jose, CA 95118 (408) 264-7723

• FREMONT

• IRVINE

• BOSTON

• SACRAMENTO

• CULVER CITY

• SAN JOSE

June 21, 1991

0620seto

AGS 69036.03

Mr. Larry Seto
Alameda County Health Care Services Agency
80 Swan Way, Room 200
Oakland, California 94621

Subject: Tank removal and replacement at ARCO Station 2035, 1001 San Pablo Avenue, Albany, California.

Dear Mr. Seto:

This letter is to confirm our telephone conversation on June 20, 1991 regarding the tank removal and replacement at the subject site. We understand from ARCO Products Company (ARCO) that tank replacement activity is scheduled to begin July 1, 1991. I understand from our telephone conversation you wish to be present at the site when the tanks are removed. At this time, the tank removal is scheduled to take place on approximately July 3, 1991.


ARCO has requested that RESNA/Applied GeoSystems (AGS) drill two soil borings to first encountered ground water in the proposed new tank pit area prior to tank replacement at the site. This work is scheduled for June 25, 1991. Soil samples from these borings will be laboratory analyzed to determine if soils in this area have been impacted by gasoline hydrocarbons. If laboratory analyses indicate that these soils in the new tank pit area are not impacted by gasoline hydrocarbons, ARCO would like to use the soil excavated from the new tank pit location for backfill material in the former tank pit. Results of laboratory analyses performed on soil samples collected from the new tank pit area will be available for your inspection at the site prior to excavation of the new tank pit. We will notify you if a change occurs in the tank replacement schedule.

Please call us if you have any questions at (408) 264-7723.

Sincerely,
RESNA/Applied GeoSystems

Joel Coffman
Joel Coffman
Assistant Project Geologist

cc: Chuck Carmel, ARCO



91 JUN 24 PM 1:19

TRANSMITTAL

3315 Almaden Expressway, Suite 34
 San Jose, California 95118
 (408) 264-7723 FAX (408) 264-2435

TO: MR. LARRY SETO
ALAMEDA COUNTY HEALTH CARE
SERVICES AGENCY
80 SWAN WAY, ROOM 200
OAKLAND, CALIFORNIA 94621

DATE: 6/21/91
 PROJECT NUMBER: AGS 69036.03
 SUBJECT: ARGO STATION 2035, 1001 SAN PABLO
AVENUE, ALBANY, CALIFORNIA

FROM: JOEL COFFMAN
 TITLE: ASST. PROJECT GEOLOGIST

WE ARE SENDING YOU Attached Under separate cover via _____ the following items:

Shop drawings Prints Reports Specifications

Letters Change Orders _____

COPIES	DATED	NO.	DESCRIPTION
1	6/21/91		LETTER REGARDING TANK REMOCAL AND REPLACEMENT AT THE ABOVE SUBJECT SITE.

THESE ARE TRANSMITTED as checked below:

For review and comment Approved as submitted Resubmit ___ copies for approval

As requested Approved as noted Submit ___ copies for distribution

For approval Return for corrections Return ___ corrected prints

For your files _____

REMARKS: _____

Copies: 1 to AGS project file no. 69036.03

SAN JOSE READER'S FILE

*Revision Date: 10/15/90
 *File Name: TRANSMT.PRJ



91 JUN -4 AM 10:50

TRANSMITTAL

3315 Almaden Expressway, Suite 34
 San Jose, California 95118
 (408) 264-7723 FAX (408) 264-2435

TO: MR. LARRY SETO
ACHCSA
80 SWAN WAY, ROOM 200
OAKLAND CA 94621

DATE: 5/31/91
 PROJECT NUMBER: 69036.02
 SUBJECT: TELEPHONE CONVERSATION

FROM: JOEL COFFMAN
 TITLE: ASST. PROJECT GEOLOGIST

WE ARE SENDING YOU Attached Under separate cover via _____ the following items:
 Shop drawings Prints Reports Specifications
 Letters Change Orders _____

COPIES	DATED	NO.	DESCRIPTION
1	5/31/91	69036.02	TELEPHONE CONSERVATION CONCERNING FUTURE ENVIRONMENTAL WORK AT ARCO STATION 2035, 1001 SAN PABLO AVENUE, ALBANY, CA.

THESE ARE TRANSMITTED as checked below:

- For review and comment Approved as submitted Resubmit ___ copies for approval
- As requested Approved as noted Submit ___ copies for distribution
- For approval Return for corrections Return ___ corrected prints
- For your files _____

REMARKS: _____

Copies: 1 to AGS project file no. 69036.02

SAN JOSE READER'S FILE

CC: **CHUCK CARMEL (ARCO PRODUCTS COMPANY)**

*Revision Date: 10/15/90
 *File Name: TRANSMT.PRJ



Applied GeoSystems, Inc.

3315 Almaden Expressway, Suite 34, San Jose, CA 95118 (408) 264-7723

• FREMONT

• IRVINE

• BOSTON

• SACRAMENTO

• CULVER CITY

• SAN JOSE

May 31, 1991
0529seto
AGS 69036.02

Mr. Larry Seto
Alameda County Health Care Services Agency
80 Swan Way, Room 200
Oakland, California 94621

Subject: Telephone conversation concerning future environmental work at ARCO
Station 2035, 1001 San Pablo Avenue, Albany, California.

Dear Mr. Seto:

This letter is to confirm our telephone conversation on May 28, 1991 concerning future work proposed at the subject site. Our records indicate that on May 3, 1991, you verbally approved the investigation and remediation Work Plan and Addendum One to Work Plan (Applied GeoSystems April 29, 1991). We understand also that a letter from you would be sent to ARCO and Applied GeoSystems confirming approval; however, as of the date of this letter, we have not received written approval. We also understand on May 15, 1991, that ARCO was granted approval for planned tank removal and replacement at the site.

As discussed and verbally agreed upon during our May 28, 1991 telephone conversation, we will not initiate the environmental investigation and remediation phase of the work until the tanks are replaced (if this is done within a reasonable amount of time) at the site. This would prevent new ground-water monitoring wells from being destroyed in the excavation activities associated with tank replacement.

ALAMEDA COUNTY
HEALTH CARE SERVICES

AGENCY

DAVID J. KEARS, Agency Director



DEPARTMENT OF ENVIRONMENTAL HEALTH
Hazardous Materials Program
80 Swan Way, Rm. 200
Oakland, CA 94621
(415)

May 28, 1991

Mr. Chuck Carmel
Arco Products
P.O. Box 5811
San Mateo, CA 94402

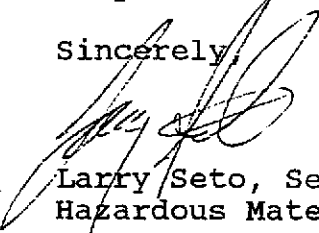
Re: Arco Station #2035, 1001 San Pablo Avenue, Albany, CA.

Dear Mr. Christie:

I have reviewed your work plan for subsurface investigations and remediation dated April 29, 1991, that was prepared by Applied GeoSystems. It is acceptable. Please give me 48 hours prior notification before any work commences.

If you have any questions, please contact me at 271-4320.

Sincerely,


Larry Seto, Senior
Hazardous Materials Specialist

LS:sms

cc: Gil Jensen, Alameda County District Attorney, Consumer &
Environmental Protection Agency
Charlene Williams, DOHS
RWQCB
Rafat Shahid, Assistant Agency Director, Environmental Health
Files

May 8, 1991

ALAMEDA COUNTY HEALTH CARE SERVICES AGENCY
DEPARTMENT OF ENVIRONMENTAL HEALTH
HAZARDOUS MATERIALS DIVISION
80 SWAN WAY, ROOM 200
OAKLAND, CA 94621
PHONE NO. 415/271-4320

I
592,423
1,074⁰⁰
5/1/91

2
592,432
1,074⁰⁰
5/1/91

Carry Coe
528-5487

contact Paul Whitton

- _____ Removal of Tank and Piping
- _____ Sampling
- _____ Final Inspection

_____ of a permit to operate is dependent on the attached plans and all applicable laws, rules and regulations.

ACCEPTED
DEPARTMENT OF ENVIRONMENTAL HEALTH
470 - 27th Street, Third Floor
Oakland, CA 94612
Telephone: (415) 376-7237

5-15-91
Write additional requirements to items # 15 and #16.
C.S.

Project Specialist (print) Larry Seto

These plans have been reviewed and found to be acceptable and essentially meet the requirements of State and local health laws. Changes to your plans indicated by the Department are to assure compliance with State and local laws. The project proposed herein is now reviewed for issuance of any required building permits for construction. One copy of these accepted plans must be on file and available to all contractors and craftsmen involved with removal.

Any change or alterations of these plans and specifications must be submitted to this Department and to the Planning Inspection Department to determine if such changes meet the requirements of State and local laws. Notify this Department at least 48 hours prior to any building required inspections:

UNDERGROUND TANK CLOSURE PLAN

*** * * Complete according to attached instructions * * ***

1. Business Name ARCO AM/PM Mini-Market
Business Owner Atlantic Richfield Company
 2. Site Address 1001 San Pablo Avenue at Marin
City Albany Zip 94706 Phone 415-525-1362
 3. Mailing Address same
City _____ Zip _____ Phone _____
 4. Land Owner Atlantic Richfield Company
Address 2000 Alameda de las Pulgas City, State San Mateo, CA Zip 94403
 5. Generator name under which tank will be manifested Atlantic Richfield Company
- EPA I.D. No. under which tank will be manifested CA000028626

6. Contractor Gettler Ryan
Address 2150 West Winton Avenue
City Hayward, CA 94545 Phone 415-783-7500
License Type B/C61/D40 ID# 94-155-1136

7. Consultant Barghausen Consulting Engineers
Address 4612 Roseville Road, Suite 103
City North Highlands, CA 995660 Phone 916-348-3057

8. Contact Person for Investigation

Name Paul Wilton Title Design Engineer
Phone 916-348-3057

9. Number of tanks being closed under this plan 4
Length of piping being removed under this plan 120' x 4 pipes
Total number of tanks at facility 4

10. State Registered Hazardous Waste Transporters/Facilities (see instructions).

**** Underground tanks are hazardous waste and must be handled **
as hazardous waste**

a) Product/Residual Sludge/Rinsate Transporter

Name H&H Ship Service Co. EPA I.D. No. CAD 004771168
Hauler License No. 0334 License Exp. Date 1-31-92
Address 220 China Basin Street
City San Francisco State CA Zip 94107

b) Product/Residual Sludge/Rinsate Disposal Site

Name same as above EPA I.D. No. _____
Address _____
City _____ State _____ Zip _____

c) Tank and Piping Transporter

Name _____ same as above _____ EPA I.D. No. _____
Hauler License No. _____ License Exp. Date _____
Address _____
City _____ State _____ Zip _____

d) Tank and Piping Disposal Site

Name _____ same as above _____ EPA I.D. No. _____
Address _____
City _____ State _____ Zip _____

11. Experienced Sample Collector

Name _____ Dave Byron _____
Company _____ Gettler Ryan Inc. _____
Address _____ 2150 Winton Avenue _____
City Hayward State CA Zip 94545 Phone 415-783-7500

12. Laboratory

Name _____ IT Analytical Labs _____
Address _____ 2055 Junction Avenue _____
City San Jose State CA Zip 95030
State Certification No. _____ 137 _____

13. Have tanks or pipes leaked in the past? Yes [] No []

If yes, describe. UNKNOWN

14. Describe methods to be used for rendering tank inert

dry ice

Before tanks are pumped out and inerted, all associated piping must be flushed out into the tanks. All accessible associated piping must then be removed. Inaccessible piping must be plugged.

The Bay Area Air Quality Management District (771-6000), along with local Fire and Building Departments, must also be contacted for tank removal permits. Fire departments typically require the use of explosion proof combustible gas meters to verify tank inertness. **It is the contractor's responsibility to bring a working combustible gas meter on site to verify tank inertness.**

15. Tank History and Sampling Information

Tank		Material to be sampled (tank contents, soil, ground-water, etc.)	Location and Depth of Samples
Capacity	Use History (see instructions)		
UNL. 10,000 GAL.	INSTALLED 5-72	WATER OIL SLUDGE SOIL } Soil and ground water is present.	* SEE ATTACHED SOIL SAMPLING METHODS At both ends of the tank at the soil/backfill interface into 2' of native soil
REG. 6,000 GAL.	" 7-64		
SUP. 4,000 GAL.	" 7-64		
SUP. 4,000 GAL.	" 7-64		

One soil sample must be collected for every 20 feet of piping that is removed. A ground water sample must be collected should any ground water be present in the excavation.

Excavated/Stockpiled Soil	
Stockpiled Soil Volume (Estimated)	Sampling Plan <i>J.K.</i>

Stockpiled soil must be placed on bermed plastic and must be completely covered by plastic sheeting.

16. Chemical methods and associated detection limits to be used for analyzing samples

The Tri-Regional Board recommended minimum verification analyses and practical quantitation reporting limits should be followed. See attached Table 2.

Contaminant Sought	EPA, DHS, or Other Sample Preparation Method Number	EPA, DHS, or Other Analysis Method Number	Method Detection Limit
Gas TPH (G) BTXE Organic Lead			

17. Submit Site Health and Safety Plan (See Instructions)

18. Submit Worker's Compensation Certificate copy

Name of Insurer Republic Indemnity

19. Submit Plot Plan (See Instructions)

20. Enclose Deposit (See Instructions)

21. Report any leaks or contamination to this office within 5 days of discovery. The report shall be made on an Underground Storage Tank Unauthorized Leak/Contamination Site Report form. (see Instructions)

22. Submit a closure report to this office within 60 days of the tank removal. This report must contain all the information listed in item 22 of the instructions.

I declare that to the best of my knowledge and belief the statements and information provided above are correct and true.

I understand that information in addition to that provided above may be needed in order to obtain an approval from the Department of Environmental Health and that no work is to begin on this project until this plan is approved.

I understand that any changes in design, materials or equipment will void this plan if prior approval is not obtained.

I understand that all work performed during this project will be done in compliance with all applicable OSHA (Occupational Safety and Health Administration) requirements concerning personnel health and safety. I understand that site and worker safety are solely the responsibility of the property owner or his agent and that this responsibility is not shared nor assumed by the County of Alameda.

Once I have received my stamped, accepted closure plan, I will contact the project Hazardous Materials Specialist at least three working days in advance of site work to schedule the required inspections.

Signature of Contractor

Name (please type) David Byron -- Gettler Ryan

Signature *David Byron*

Date 4/25/91

Signature of Site Owner or Operator

Name (please type) Ron Knutson -- Atlantic Richfield Company

Signature *Ron Knutson*

Date 4/25/91

CERTIFICATE OF INSURANCE

ISSUE DATE (MM/DD/YY)

04/24/91

PRODUCER

Woodruff-Sawyer & Co.
 220 Bush Street
 7th Floor
 San Francisco, CA 94104

THIS CERTIFICATE IS ISSUED AS A MATTER OF INFORMATION ONLY AND CONFERS NO RIGHTS UPON THE CERTIFICATE HOLDER. THIS CERTIFICATE DOES NOT AMEND, EXTEND OR ALTER THE COVERAGE AFFORDED BY THE POLICIES BELOW.

COMPANIES AFFORDING COVERAGE

COMPANY LETTER **A** **Republic Indemnity**

COMPANY LETTER **B**

COMPANY LETTER **C**

COMPANY LETTER **D**

COMPANY LETTER **E**

INSURED

Gettler-Ryan Incorporated
 2150 West Winton Avenue
 Hayward, CA 94545-1787

COVERAGES

THIS IS TO CERTIFY THAT THE POLICIES OF INSURANCE LISTED BELOW HAVE BEEN ISSUED TO THE INSURED NAMED ABOVE FOR THE POLICY PERIOD INDICATED, NOTWITHSTANDING ANY REQUIREMENT, TERM OR CONDITION OF ANY CONTRACT OR OTHER DOCUMENT WITH RESPECT TO WHICH THIS CERTIFICATE MAY BE ISSUED OR MAY PERTAIN, THE INSURANCE AFFORDED BY THE POLICIES DESCRIBED HEREIN IS SUBJECT TO ALL THE TERMS, EXCLUSIONS AND CONDITIONS OF SUCH POLICIES. LIMITS SHOWN MAY HAVE BEEN REDUCED BY PAID CLAIMS.

CO LTR	TYPE OF INSURANCE	POLICY NUMBER	POLICY EFFECTIVE DATE (MM/DD/YY)	POLICY EXPIRATION DATE (MM/DD/YY)	ALL LIMITS IN THOUSANDS
	GENERAL LIABILITY <input type="checkbox"/> COMMERCIAL GENERAL LIABILITY <input type="checkbox"/> CLAIMS MADE <input type="checkbox"/> OCCUR. <input type="checkbox"/> OWNER'S & CONTRACTOR'S PROT				GENERAL AGGREGATE \$ PRODUCTS-COMP/OPS AGGREGATE \$ PERSONAL & ADVERTISING INJURY \$ EACH OCCURRENCE \$ FIRE DAMAGE (Any one fire) \$ MEDICAL EXPENSE (Any one person) \$
	AUTOMOBILE LIABILITY <input type="checkbox"/> ANY AUTO <input type="checkbox"/> ALL OWNED AUTOS <input type="checkbox"/> SCHEDULED AUTOS <input type="checkbox"/> HIRED AUTOS <input type="checkbox"/> NON-OWNED AUTOS <input type="checkbox"/> GARAGE LIABILITY				COMBINED SINGLE LIMIT \$ BODILY INJURY (Per person) \$ BODILY INJURY (Per accident) \$ PROPERTY DAMAGE \$
	EXCESS LIABILITY <input type="checkbox"/> OTHER THAN UMBRELLA FORM				EACH OCCURRENCE \$ AGGREGATE \$
A	WORKER'S COMPENSATION AND EMPLOYERS' LIABILITY	PC941426	04/01/91	04/01/92	STATUTORY \$ 1,000 (EACH ACCIDENT) \$ 1,000 (DISEASE—POLICY LIMIT) \$ 1,000 (DISEASE—EACH EMPLOYEE)
	OTHER				

DESCRIPTION OF OPERATIONS/LOCATIONS/VEHICLES/SPECIAL ITEMS
RE: Facility #2035 - 1001 San Pablo Ave., Albany, CA.

CERTIFICATE HOLDER

County of Alameda, Dept. of Environmental Health
 80 Swan Way, Room 200
 Oakland, CA 94621

CANCELLATION
 SHOULD ANY OF THE ABOVE DESCRIBED POLICIES BE CANCELLED BEFORE THE EXPIRATION DATE THEREOF, THE ISSUING COMPANY WILL ENDEAVOR TO MAIL **10** DAYS WRITTEN NOTICE TO THE CERTIFICATE HOLDER NAMED TO THE LEFT, BUT FAILURE TO MAIL SUCH NOTICE SHALL IMPOSE NO OBLIGATION OR LIABILITY OF ANY KIND UPON THE COMPANY, ITS AGENTS OR REPRESENTATIVES.

AUTHORIZED REPRESENTATIVE


BARGHAUSEN CONSULTING ENGINEERS, INC.

Land Planning, Survey and Design Specialists
MULTIPLE CONTRACTORS

JOB NO. 3297

TO: Mr. Larry Seto

FROM: Paul Wilton

CHK NO. 415-568-3700

RE: George Hovicki did attend the correct specification for the Xpress Juice and Alcohol tanks proposal for the Juice Facility @ 100 San Pablo Ave. If you have any questions, please call.

Paul Wilton

NO. PAID - INCLUDING COSTS SPEC. 2

DATE/TIME 10:43 5/15/91

NOTE: IF YOU DO NOT RECEIVE THE ABOVE IN FACILE MANNER, PLEASE CONTACT

Paul AT (916) 348-0953

HOME OFFICE FAX NO. (208) 251-6782
CALIFORNIA OFFICE FAX NO. (916) 348-0953
Home Office: 18215 72nd Avenue South • Kent, Washington • 98032 • (206) 251-6222 • Fax (206) 251-6782

UNDERGROUND STORAGE TANK
CLOSURE SPECIFICATIONS

Prepared by

Barghausen Consulting Engineers, Inc.
for

ATLANTIC RICHFIELD COMPANY

FAC. NO. 2035

ADDRESS: ALBANY - 1001 SAN PABLO

1. SCOPE

When Drawings indicate that existing underground tanks are to be removed or abandoned, the Contractor is to do so according to the following instructions.

2. GENERAL

Before starting, check municipal ordinances and regulations of the state or governing bodies pertaining to underground storage tanks. These specifications are to be complied with as minimum requirements. Contractor is to obtain and pay for any necessary permits (unless ARCO has previously obtained them).

3. REMOVAL TO ANOTHER PROPERTY OR FOR SCRAP AS DIRECTED BY ARCO ENGINEER

- a. Disconnect and remove the suction, inlet, gauge and vent lines. Remove underwriter's labels and give to owner's engineer.
- b. Remove all product from the connecting lines and tank, flushing with water back to the tank. Use a vacuum truck or if unavailable, a hand pump, to remove the product remaining in the tank below all tank openings. Take precautions to prevent spilling even the smallest amount of product. All product removed from tank is to be disposed of by putting it into an active tank for the same kind of product, any sludge removed shall be disposed of as a hazardous waste according to regulations.
- c. Use all precautions against fire or flash of product vapors while working on the tank. Ground air movers to the tank or if fiberglass install an 8' ground rod in soil (not pea gravel) near the tank.
- d. Before starting work the Contractor should obtain a copy of "Cleaning, Petroleum Storage Tanks" publication RD 2015, published

UNDERGROUND STORAGE TANK CLOSURE SPECIFICATIONS

by American Petroleum Institute, 2101 "L" Street N.W., Washington, DC 20037. The following is an outline for bid purposes:

Gas free the tank by ventilating it with fresh air. Use an air mover (grounded) with a hose attached. If the tank has large openings a hose may (grounded) not be necessary; however, the air mover must be of the type that cannot provide an ignition source, since the vapor-air combination must go through the flammable range before becoming safe. The air mover must be electrically bonded to the tank. To minimize the hazard of going through the flammable range the tank can first be purged with an inert gas, then ventilated with air. Using dry ice (which dissolves into carbon dioxide) is a common method. The dry ice is broken up and distributed throughout the tank as much as possible.

Approximately 10 lbs. of dry ice per 1,000 gallons (some jurisdictions may require 15 lbs) will be required. Some jurisdictions will allow a tank to be transported if all openings are closed soon after the dry ice is introduced. First the amount of oxygen should be checked by an appropriate oxygen indicator. In most instances, however, the tank should be purged with air as described until the vapors are well within the non-combustible range as indicated by a combustible gas indicator.

- e. Cap or plug all inlets and outlets. One plug or cap must contain a $\frac{1}{8}$ -inch hole to permit the tank to breathe.
 - f. Transport to the designated location in accordance with local regulations. The local fire department(s) should be notified when the tank(s) are to be transported, and of the planned route.
 - g. Tank should be stored only on supervised property.
 - h. Tanks must be kept capped or plugged while in storage and must be plainly marked "NOT GAS FREE." Mechanical repairs, welding or boring must not be done on these tanks (even though once "Gas Free," vapors will return in a certain length of time).
 - i. Tanks being removed for scrap or use by others will become the property of the contractor who will be given a bill of sale by owner's engineer. They are the contractor's property and responsibility.
4. ABANDON IN PLACE <SECTION NOT APPLICABLE>
5. When the tank is removed the Contractor shall provide to the owner a document stating that the tank has been removed, where it was transported to, eventual method of disposal or re-use and name of the person or firm responsible for disposal or who is the re-use it. The method of disposal must be in accordance with all applicable regulations. The document is to be one approved by the Owner and all authorities having jurisdiction. The Owner will send this document to the appropriate local agency. When the tank is re-used, the document will state the new Owner, the new location, and the type of use.

UNDERGROUND STORAGE TANK CLOSURE SPECIFICATIONS

6. If the tank is abandoned, a similar document is to be provided to Owner for filing with the appropriate permitting agency. This document must be acceptable to Owner and the governmental agency. The Owner will also place a notice on the deed to the property describing the location, size and depth or burial of the tank, the type of product it contained and the material with which it was filled.
7. The Contractor will take soil samples in the vicinity of the tank being abandoned or removed when requested by Owner. Owner will require these unless it can be otherwise demonstrated that no unauthorized release (or leak) has occurred. The samples are to be taken in accordance with local regulations. The samples will be turned over to the Owner to be analyzed.
8. All product and sludge removed from any tank shall be disposed of by:
 - a. putting product into an active tank for the same kind of product.
 - b. sludge is to be taken to a hazardous waste site and disposed of according to regulations.

SOIL SAMPLING METHODS

Sampling will be conducted in accordance with the following three regulatory documents: (1) Regional Board Staff Recommendations for Initial Evaluation and Investigation of Underground Tanks, Tri-Regional Recommendations (California Regional Water Quality Control Board [CRWQCB] May 1989); (2) Regional Board Staff Recommendations for Initial Evaluation and Investigation of Underground Tanks, Tri-Regional Recommendations, Appendix A: Central Valley Regional Board Reporting Requirements (CRWQCB, April 1989); and (3) Leaking Underground Fuel Tank (LUFT) Field Manual: Guidelines for Site Assessment, Cleanup, and Underground Storage Tank Closure (CRWQCB, October 1989). A letter of acknowledgment and a signed Authorization to Release Analytical Data form is included as an attachment to this letter.

During sampling, the geologist will use a PID to characterize the relative levels of hydrocarbons in the soil and note any subjective evidence of hydrocarbons such as obvious product odor and discoloration. Field instruments such as the PID are useful for indicating relative levels of hydrocarbon vapors, but do not detect the concentration of hydrocarbons present with the same precision as laboratory analyses.

During sampling, the soil will be brought to the ground surface in an excavator bucket, and the outer soil will be scraped away. A clean, 6-inch-long, 2 1/2 inch-diameter, clear brass tube will be driven into the soil using a percussion sampler. The brass tube will be removed and the ends covered with aluminum foil and plastic end caps and taped. The tube will be labeled and immediately placed on ice for transport to the laboratory. Chain of Custody Records will be maintained throughout delivery to the laboratory.

Soil samples will also be collected from the stockpiled soil to evaluate treatment and disposal options. Four soil samples will be collected for every 50 cubic yards of stockpiled soil. Each group of four samples will be composited into one sample by the laboratory. Soil samples will be collected in clean brass tubes from approximately 18 inches below the surface of the stockpiles.

SITE, HEALTH, AND SAFETY PLAN

GENERAL INFORMATION

SITE: Company: AKW - 2035
 Location: 1001 San Pablo Ave.
 City: Albany

PLAN PREPARED BY: Barghausen Consulting Engineers DATE: _____

OBJECTIVES: To provide a Site, Health, and Safety Plan for the safe completion of the site work.

PROPOSED DATE OF SITE WORK: Upon receipt of permits to perform the work.

DOCUMENTATION/SUMMARY: Hazardous material may be present, caution is advised.

SITE WASTE CHARACTERISTICS

WASTE TYPES(S): Liquid Solid
CHARACTERISTIC(S): Volatile Flammable Toxic
FACILITY DESCRIPTION: Gasoline service station with underground utilities.
STATUS: Active

HAZARD EVALUATION

PARAMETER: TLV 300 ppm HEALTH: ingestion, inhalation, absorption
 LEL 10% Gastechtor max.

SPECIAL PRECAUTIONS AND COMMENTS: No special precautions are expected to be needed. Confined space entry is not anticipated.

SITE SAFETY WORKPLAN: Work to be performed in accordance with sections 9.1 and 9.6 of the Barghausen Consulting Engineers Site Health and Safety Plan and per plan specifications.

PERIMETER ESTABLISHED: Lot to be fenced on all four sides.

PERSONNEL PROTECTION: Level of Protection EPA Level D
 Modifications: None

Surveillance Equipment & Materials: Gastechtor or equivalent on site during tank removal.

SITE ENTRY PROCEDURES: As per section 9.1 of the Safety Plan.

DECONTAMINATION PROCEDURES: Personal: Wash thoroughly with detergent solution and water.

Equipment: Steam cleaning if needed.

FIRST AID: As applicable

WORK LIMITATIONS: (time of day, weather, heat/cold stress): as permitted

INVESTIGATION-DERIVED-MATERIAL DISPOSAL:

Soils and groundwater will be contained on site. Disposal method will be determined upon receipt of analytical results.

TEAM COMPOSITION: Field Superintendent: _____ will conduct pre-job site safety briefing with all personnel

Field Foreman: _____ will act as the Site Safety Officer

All employees are responsible for the safe and proper completion of the project.

EMERGENCY INFORMATION:

LOCAL RESOURCES: Ambulance/Hospital Dial 911
Police/Sheriff/Highway Patrol Dial 911
Fire Department Dial 911

SITE RESOURCES: Water Supply 20 lb. Fire Extinguisher
Telephone First Aid Kit
Visqueen Sorbant Pads

EMERGENCY CONTACT: Name: _____
Telephone: _____

EMERGENCY ROUTES: 1. Route to Nearest Fire Department:

2. Route to Nearest Hospital:

UNDERGROUND STORAGE TANK
INSTALLATION AND REPLACEMENT

9.1 Section

- 9.1.1 Call Underground Service Alert at 1-800-642-2444 to mark all utilities in the sidewalks surrounding service station. Check to see who is covered by service. Some municipalities do not subscribe. Requests must be made 72 hours in advance.
- 9.1.1.1 Call any known non-subscribers to USA to mark their lines, i.e., local sewer and storm drain agencies.
- 9.1.1.2 If available, use site drawings of underground lines to mark line locations before any excavating is done.
- 9.1.1.3 If needed, no parking signs should be posted at this time.
- 9.1.2 Superintendent will conduct a site safety briefing with project foreman prior to the start of work.
- 9.1.3 Use sufficient lighted barricades and flagging. (barricade for each ten feet of distance)
- 9.1.4 Shut off all power to station exterior (pumps, lights, etc.) when starting tank excavation.
- 9.1.5 Post "No Smoking" signs and enforce them.
- 9.1.6 Observe overhead line clearances. A minimum 10 feet clearance must be maintained.
- 9.1.7 Hard hats are to be worn at all times during tank removal and installation.
- 9.1.8 Fire extinguishers are required on site during tank removal operations. (1-20 lb. ABC minimum)
- 9.1.9 Use accepted procedures for freeing tanks of vapors:
- o Tank may not contain more than 1 gallon of product per 1000 gallon of capacity.
 - o Remove all product from tank after all lines have been purged.
 - o Add a minimum of 10 gallons of water to tank and allow to settle 5 minutes then pump out into approved drums.
 - o Insert 20 lbs of dry ice per 1000 gallons of tank capacity using as many tank openings as possible.
 - o Add 5 gallons of water to dry ice in tank.

- o Recheck tank for liquid product.
 - o Begin vapor free/tank ventilation with compressed air venturi device. Device must be grounded to prevent buildup of static electricity.
 - o Use Gastechtor to check vapor levels in tank hole or other excavations to insure vapors have not collected.
 - o Tank LEL must be less than 10% or as instructed by local fire marshal before it may be moved.
 - o Drums of extracted water/product are to remain on site for later disposal. Drums must be labeled as to contents.
 - o Tanks must be removed from site as soon as possible and properly disposed of.
- 9.1.10 Use of electrically powered tools in tank excavation while old UGST are in ground is prohibited.
- 9.1.10.1 A manual four wheel cutter is recommended for cutting lines when necessary.
 - 9.1.10.2 Pneumatic tools may be used providing LEL in tank area is confirmed below 20% Gastechtor reading.
- 9.1.11 All persons not required to be working at the excavation should remain outside work area.
- 9.1.11.1 Watch for fellow workers walking around excavation, hopto, loader, and other heavy equipment.
- 9.1.12 No personnel may enter a tank excavation deeper than five feet below grade for any reason unless the excavation is properly shored or terraced.
- 9.1.12.1 Personnel may enter the excavation to walk on the tank top during purging, LEL checks or to attach chains for removal, as per above.
 - 9.1.12.2 Use extreme caution when walking on any tank top as they can be very slippery.
- 9.1.13 When working in the street, all personnel must wear red vests and hard hats. Stop/slow paddles must be used by traffic control personnel. Traffic control personnel must be used any time normal street traffic is affected, i.e., loading or unloading tanks.
- 9.1.14 If a vehicle or piece or equipment is protruding into the street, it must be coned and/or barricaded. Two way traffic must be maintained.

- 9.1.15 When tanks are being loaded or unloaded, no personnel are allowed to be under the tanks.
- 9.1.16 No personnel are allowed to work on a tank top while tank is above ground or on a trailer.
 - 9.1.16.1 Ladders must be used or tank may be rolled such that necessary work, i.e., air testing may be performed from ground level.
- 9.1.17 A temporary vent must be installed in each newly installed tank.
- 9.1.18 Tanks will be ballasted with water to avoid tank floating. Gasoline may be used at the direction of the customer only.
- 9.1.19 All driveways and excavated areas must be barricaded and flagged at all times except to allow worker equipment access.
- 9.1.20 Insure all public right of ways (street and sidewalks) are clean and free of job caused hazards.
- 9.1.21 Fence excavation as required by the customer or local ordinance.
- 9.1.22 Nail 2" x 4" lumber between barricades around excavated areas and driveways where fencing is not used.
- 9.1.23 Cover trenches with plywood where needed for walking. Barricade all others, regardless of fencing.
- 9.1.24 Keep area lighted at night when possible.
- 9.1.25 A 24-hour guard will be maintained on site when required, e.g., an excavation over 5 feet deep containing water, excessive vapors are present or there is exposed piping which has been tested.

9.2

Street Work

- 9.2.1 All planned street work will be submitted to the safety officer a minimum of 72 hours prior to commencement of work.
- 9.2.2 The Safety Officer is responsible for formulating a traffic safety plan for the site
- 9.2.3 The Safety Officer or Superintendent will physically check each site for street layout.
 - 9.2.3.1 All digging/drilling locations should be marked at this time.
 - 9.2.3.2 USA will be notified ASAP after marking.
 - 9.2.3.3 If needed, no parking signs should be posted a minimum of 72 hours prior to commencement of work.
- 9.2.4 The traffic safety plan will include as a minimum:
 - o map of location with excavation points marked.
 - o lanes to be affected.
 - o traffic control devices needed.
- 9.2.5 A traffic safety plan will be made for each site requiring regular monitoring and/or sampling of street wells. This plan will become a part of the work order.
- 9.2.6 Two persons are required for all street work requiring a traffic lane closure. Two men recommended for all other street work.
- 9.2.7 A red safety vest with reflective stripes will be worn by all personnel working in the street or by those crossing a street on regular basis to work. Hard hats are recommended while working in the street to provide additional protection and visibility to motorists.
- 9.2.8 The State of California Department of Transportation (CALTRANS) guidelines will be used as the traffic control guide unless specifically supplemented by local requirements.
- 9.2.9 No work in the street will commence until the affected lanes have been closed off and all traffic control devices are in place.
- 9.2.10 Vehicles should be parked so as to provide maximum protection for personnel. At least one vehicle must be equipped with a warning light other than hazard flashers.
- 9.2.11 All excavations in the street including parking areas will be covered by trench plates when practical.

9.2.12 Any cones or delineators left overnight in or near the street must have reflective sleeves.

9.2.12.1 Unattended 28" cones are not to be used to block a lane of traffic at night.

9.2.13 Barricades left overnight must be lighted. Use of unattended barricades in the street is not recommended.

UNDERGROUND STORAGE TANK
INSTALLATION SPECIFICATIONS

Prepared by

Barghausen Consulting Engineers, Inc.

for

ATLANTIC RICHFIELD COMPANY

FAC. NO. 2035 ADDRESS: Albany

1. SCOPE

- a. Owner will furnish tanks, pumps, dispensers, and any other related items as marked on the drawings "furnished by Owner." The Contractor shall furnish all pipe and fittings and any other items not indicated on the drawings as being furnished by Owner but necessary for a complete and fully operational gasoline dispensing system. Tanks shall be either steel or fiberglass of a make shown on the drawings.
- b. Permits for the Gasoline Tanks and Dispensing Units will be obtained by Owner unless otherwise provided for. Contractor shall obtain and pay for all other permits, licenses, etc., including testing and sealing of dispensers as required by weights and measures authorities.
- c. All underground or other concealed work shall be inspected and approved by Owner's Representative before being covered over. Contractor shall be liable for any and all undue settlement and shall repair at his expense any damage resulting therefrom for a period of one (1) year after acceptance of the work. (Undue settlement shall be settlement in excess of one (1") inch.)

2. FIBERGLASS TANK INSTALLATION

Fiberglass tanks are to be installed in accordance with the manufacturer's instructions, the drawings, and this specification. Contractor is completely responsible for the installation and he is to be aware of those job conditions which could have an adverse effect and/or require that he advise Owner's engineer for instructions before proceeding. The Contractor is cautioned that this specification and the drawings are for guidance and details, and that the manufacturer's recommendations which accompany each tank take precedence, and must be followed if they differ. Contractor is to accept tanks on the job site and inspect them for damage.

UNDERGROUND STORAGE TANK INSTALLATION SPECIFICATIONS

Visible damage is to be noted on the delivery receipt and Owner's engineer notified immediately.

- a. Handling -- The tank is not to be rolled or dropped. It is to be handled using lifting lugs and guys, and positioned gently. If left above grade, it is to be chocked with old tires and tied down with ropes to prevent rolling in a wind.
- b. Testing -- (Xerxes Century-Cast) Before tanks are placed in position, they shall be put under a 5 lb. air pressure test, in the presence of Owner's Representative. Remove all metal hole covers and replace with pipe plugs before applying pressure to the primary (internal) tank, leaving the secondary (outside) tank open to the atmosphere. Use two gauges designed to indicate up to 10 psi, no more. (Gauges of greater range are notoriously inaccurate at the low end.) Be guided by the gauge with the lowest reading. Leave the 5 psi on the primary tank for thirty minutes or more until all observers agree no significant leak is indicated (this test will not reveal a pinhole leak). Leave the pressure on the primary tank and pressurize the secondary tank to 5 psi (NEVER PRESSURIZE THE SECONDARY TANK WITHOUT PRESSURE IN THE PRIMARY TANK TO DO SO VOIDS THE WARRANTY AND WILL DAMAGE THE TANK). Thoroughly soap the outside of the tank while under pressure and watch for soap bubbles. Use a good heavy soapy mix to approval of Owner's engineer. When the test is completed, let pressure out of the secondary tank first. If a leak is found, the manufacturer is to be contacted at once, the tank is not to be installed until satisfactorily repaired or replaced.

Testing -- (Owens Corning Fiberglass) Tank is shipped with a continuous vacuum on the tank cavity, which is to be left on until the tank is air tested. Release the vacuum plug and tighten all fittings. For all tests install three gauges, one at the air supply fitting and another at a monitor fitting and another at a manifold between the inner and outer tank, using gauges with 1/4 to 1/2 lb. increments. Connect a manifold with a valve and gauge between the inner tank cavity and the space between the inner and outer tank.

Step 1: With the manifold valve closed, pressurize the inner tank to 5 psi maximum. Step 2: Close the air supply valve and disconnect the air supply. Step 3: Pressurize the cavity between the inner and outer tank to 5 psi by opening the valve in the manifold. Do not connect the air supply directly to the monitor fitting or allow the manifold valve to be open during Step 1. Step 4: Monitor the pressure on both inner and outer tank for at least 30 minutes with the manifold valve closed. Soap the outer tank and check for bubbles. If a leak is found in the outer tank call the manufacturer for repair. Step 5: With the manifold valve still closed, release the pressure and vent the inner tank while maintaining pressure on the outer. Step 6: Monitor the pressure on the outer tank for 30 to 60 minutes. If a leak is indicated call the manufacturer. Do not exceed 5 psi during the tests.

- c. Bedding Material and Backfill -- Naturally rounded stone, clean and free flowing, not less than 1/8" and no more than 3/4", (pea gravel) is the preferred material. As an alternate, washed crushed stone, free flowing and meeting ASTM C-33 Paragraph 9.1 for quality and soundness, with angular particle size of not less than 1/8" or more than 1/2" in diameter may be substituted. If either of these

UNDERGROUND STORAGE TANK INSTALLATION SPECIFICATIONS

materials is not available, contact the manufacturer for his recommendations. Do not allow backfill to be mixed with other material at the site. During cold weather, backfill must be dry and free of ice (ice would be a "false" backfill which would later collapse).

- d. Excavation -- In good soil the hole must be large enough to provide 12" below bottom of tanks with the top of the tank 4'-0" below finish grade, 2' between tanks and 2' between the tank and the side of hole. When extremely poor soils, or soils which become free flowing when saturated (quicksand) are encountered, the dimension between the tank and the side of the hole must be increased to 4'. It will also be necessary to line the hole with a blanket of filter fabric such as Du Pont "Typar." When such a condition is suspected, call upon the manufacturer's representative and Owner's engineer before proceeding.
- e. Placing and Backfill -- Place the tank(s) on at least 12" of approved bedding material. Do not place on screeds, tibers, cradles or the like. Level the tank in both directions, with the submerged pump end approximately 2" above the other end. Start placing the backfill and manually force the first two feet of material under the tank all around both sides and ends to provide uniform support, using a short 2x4 or appropriate blunt tool. This is critical to the satisfactory performance of the tank. Complete backfill to the top of the tank, placing the material uniformly around it as it (the material) rises in the excavation. Place barricades and earth around the excavation to prevent accidents and to prevent surface run-off from entering the excavation.
- f. Place a 4" diameter slotted PVC pipe as a monitoring well vertically in the hole to extend 4' below the bottom of the tank and up to final grade. Place another on the opposite corner of the tank group, when there is more than one tank being installed.
- g. Piping and Testing -- Make piping connections to tank (complete if possible, plug other openings if piping cannot be completed) in accordance with the drawings. Test the tank, vapor recovery, and vent lines under 5 PSI, soaping all joints, including those around fittings in the tank. (Test with nitrogen not air if the tank contains any product.)
- h. Backfill & Slab at Grade -- Continue backfill over tank with the same material to subgrade. Install a 6" reinforced concrete slab at grade, per drawings.
- i. Paving & Cleanup -- Precautions to keep surface water from entering the fresh backfill should be maintained until just before paving or final grading.

3. COATED STEEL TANK INSTALLATION

- a. Excavation: Excavate to depth so tanks will have minimum 4'-0" cover, except where noted otherwise on drawings. Set tanks on 8" minimum thickness sand or gravel bed cushion. Tanks are preferred to be set dead level but it is permitted to slope tank bottom so there will be a slope of not more than 2" downward toward fill pipe end. Lower tanks carefully with openings vertical and centered.

UNDERGROUND STORAGE TANK INSTALLATION SPECIFICATIONS

Tank openings shall remain closed until pipe connections are made. Unused tank openings are to be permanently plugged. Minimum spacing between tanks is 2'-0".

- b. **Backfilling and Grading:** Backfill under, between, beside and over storage tanks with a selected sand or a well-graded, durable, granular material and compacted to a maximum density. The granular material shall be a natural gravel or crushed stone not exceeding 2" in diameter. The filler material shall be sand, stone dust or soil. Fill shall be free of shale, cinders, organic material, unweathered mica soil, excessive amounts of clay or any acid forming material. Pit-run or run-of-bank material may be used with the permission of the Owner's Representative.

Water shall be used only as necessary to produce the maximum density. It shall not be used as a lubricant for placing the fill. Puddling of the fill shall not be permitted.

Place fill and compact in 12" layers without damage to tank(s) or piping. Compaction shall be obtained by mechanical tampers. After backfill has reached the top of the tank, place barricades and earth around the excavation to prevent accidents and to prevent surface runoff from entering the excavation.

- c. Place a 4" diameter slotted PVC pipe as a monitoring well vertically in the hole to extend 4' below the bottom of the tank and up to final grade. Place another on the opposite corner of the tank group, when there is more than one tank being installed.
- d. Piping and Testing -- Make piping connections to tank (complete if possible, or plug other openings if piping cannot be completed) in accordance with the drawings. Test the tank, vapor recovery, and vent lines under 5 PSI, soaping all joints, including those around fittings in the tank. (Test with nitrogen not air if the tank contains any product.)
- e. Backfill & Slab at Grade -- Continue backfill over tank with the same material to subgrade. Install a 6" reinforced concrete slab at grade, per drawings.
- f. Paving & Cleanup -- Precautions to keep surface water from entering the fresh backfill should be maintained until just before paving or final grading.

4. WET HOLE INSTALLATION

When water is encountered, the tanks must be anchored, special hold-down straps are required for fiberglass tanks. They must be ordered by telephone from the tank manufacturer immediately. Cables may be used with steel tanks. Notify Owner's engineer before proceeding.

- a. When the hole can be dewatered, keep pumping while placing the 12" bed of setting stone which should then be dry enough to walk on.
- b. Place concrete deadman anchors in accordance with the drawings, preferably cast in place.
- c. Place the tanks, fasten the anchor straps on the designated ribs and

UNDERGROUND STORAGE TANK INSTALLATION SPECIFICATIONS

tie them to the deadmen with cable as shown on the drawings. Meanwhile, continue pumping.

- d. Start backfilling the tanks in the normal manner, install the monitoring well pipes (with a water situation they need extend only 12" below the bottom of the tanks) and the pumping suction can be transferred to one or both of these.
- e. When the backfill is level with top of tank, ballast the tank by filling it with product. Water may be used as ballast only when product cannot be obtained. Under no circumstances should any liquid be put in tank prior to backfilling. Record the amount of product ballast and lock fill caps and other opening when possible.
- f. The tank must remain at least three quarters full of ballast for the minimum of seven days while the deadmen cure and develop the strength necessary to resist an uplift.
- g. Complete the testing and backfilling in the normal manner as specified.
- h. Install caps and access manholes on the monitoring well pipes.

When the hole cannot be dewatered by pumping, and the decision is made to proceed by Owner's engineer, additional work and caution is required. When the hole can be partially dewatered by ordinary pumping methods, it may be possible to proceed without using a well point system. If a well point system is installed, the tank installation can proceed as described above. If complete dewatering is not possible, and the hole is partially full of water, the installation is to proceed as follows:

- i. Complete the excavation to a depth at least 12" below the bottom of the tanks. Line the hole with filter fabric if soil is unstable, "quick" or peat. Place the bedding layer of stone backfill in the hole. Level as well as possible.
- j. Install concrete deadmen (which now must be pre-cast out of the hole), and with cables attached if the water conditions are severe enough.
- k. Install the fill pipe and a temporary 6' vent pipe.
- l. Lift the tank into the hole. If it floats, keep it in an upright position with the lifting line and align it with attended guy lines.
- m. Add product to the tank for ballast until the tank sinks to bottom. The ballast must be added slowly and carefully, and must not be allowed to fill the tank above the water line by over an inch or two. As soon as the tank has reached the bottom of the hole the addition of ballast is to stop immediately.
- n. Level the tank by adding stone backfill as necessary and "working" it from the surface with poles or boards.
- o. As soon as the tank is level and firmly grounded, install the hold down straps, and complete the backfill, "working" it under the tank. Install the monitoring well pipes along with the backfill.

UNDERGROUND STORAGE TANK INSTALLATION SPECIFICATIONS

- p. When the backfill reaches the top of the tank, complete filling with ballast. Verify the amount of product delivered, record it and lock the fill caps. (Water is to be used only when product is unavailable.)
- q. Extend the temporary vent to 12' above grade. Pipe the permanent vent, remove the temporary one and connect the permanent one to the tank, using a union at the swingjoint.
- r. Complete the installation and testing in the prescribed manner.

5. GASOLINE PIPING, GENERAL

- a. All piping for product vents and vapor returns shall be Red Thread IIa or Ameron Alcohol with Black iron pipe or flexible connectors used at terminal ends for swing joints. Black iron pipe shall be used for tank risers for fill, vapor, gauge, and inspection. Interior of all piping must be kept free from dirt, scale, metal or fiberglass particles, etc. Contractor will be responsible for damage to pumps or other equipment resulting from foreign materials left in lines. No open pipe ends shall be left unsealed during interruptions in the work.
- b. Piping shall be run as shown on the Tank and Line Replacement Site Plan at a depth of not less than 18" below surface of driveway. A swing joint shall be installed between each submerged pump and its horizontal run of product piping.
- c. All product, vapor recovery, and vent lines shall slope to drain back towards tanks without traps.
- d. No gasoline vent riser shall be less than 10 feet measured horizontally from a heater flue or building fresh air inlet or 5 feet measured horizontally from any other building opening. Pipe swing joints shall be installed on vent piping at the tanks and at the risers.
- e. Pipe swing joints shall consist of two 90-degree elbows with a 6" long horizontal nipple between elbows. No close nipples shall be used.

6. FIBERGLASS PIPING, SPECIFIC INSTALLATION

Piping is to be 100% methanol compatible piping; Red Thread IIa or Ameron Alcohol. Installation shall be in accordance with manufacturer's instruction. All connections and swing joints will be made with black iron fittings. Leak detectors will be installed on each submerged pump.

- a. All pipe is to be set on firm sand or pea gravel to the gradient required. Vapor recovery lines and vent lines, particularly, must be installed with a positive stable gradient. When such a slope cannot be achieved in vapor recovery lines, "pots" are to be installed as shown on the drawings.
- b. Backfill is to be compacted sand (or pea gravel).
- c. Tools used to taper the pipe must match the fittings being used.

UNDERGROUND STORAGE TANK INSTALLATION SPECIFICATIONS

- d. Black iron fittings used for swing joints or connections at the tank and dispensers are to be 150 psi MI and must be wrapped with a tape such as #50 Scotchwrap All-Weather 10 mils as manufactured by 3M Company or equal, applied half-lapped to provide 20 mils thickness. The wrapping is to extend one foot onto the adjoining fiberglass pipe.
- e. Assembly joint cement shall be Permatex 51-D.
- f. Where supports are used to maintain gradient, etc., they must be of permanent material; wood is not permitted. Supports must not rest on the shell of a fiberglass tank or on backfill that would transmit a load onto such a tank.
- g. Use a pipe thread compound suitable for gasoline, methyl and ethyl alcohol for all threaded joints in pipe and in tank fittings. Tank fittings may require that compound be used on the female threads as well as the male.

7. TESTING OF GASOLINE PIPING

- a. Before backfilling all product piping, and only product piping, for the submerged gasoline pump system is to be tested at 75 psi pressure while isolated from tank (by closing valve in head of submerged pump and before installing leak detector which could be damaged at this pressure) soaping all joints and fittings. Test completed system with dispenser and pump installed. (See Gasoline Piping Test After Paving Base Installation 8.0)
- b. Test vent, vapor recovery fill, and syphon cross-over after connection to tank, and all connections and openings at tank with not over 5 psi pressure using two gauges calibrated no higher than 10 psi. When two tanks are tied together with an active syphon cross-over, both tanks shall be tested at the same time. Any leaks indicated by soap bubbles shall be eliminated by tightening or re-cementing, including those at tank openings.
- c. Notice of Tests and Inspection: All tests shall be made in the presence of Owner's Representative or an inspector from the permitting Authority. Contractor must give Atlantic Richfield Company at least 24 hours notice of any test.

8. GASOLINE PIPING TEST AFTER PAVING BASE INSTALLATION

- a. Gasoline Product Piping shall be tested again after grading and rolling of stone base for paving has been completed. The test shall be conducted for a minimum of 30 minutes, with the Owner's Representative present. If any leaking is detected, corrections shall immediately be made and the entire test conducted again.

Test gauges shall be of proven calibration. Gauges shall have a minimum 3" face and the range shall not exceed 100 pounds.

Test the completed system at 45 psig minimum -- 50 psig maximum (1½ times the normal operating pressure). Tighten the set screw on the check valve by-pass (in the head of the submerged pumping units) while testing, and apply air through the opening in the emergency "shear" valve or the riser at the line sensor if used. To achieve the necessary pressure, either an

UNDERGROUND STORAGE TANK INSTALLATION SPECIFICATIONS

air compressor or a cylinder of nitrogen may be used. Nitrogen must be used if there is product in the tanks or lines. The test is to be conducted before the lines are filled with gasoline whenever possible.

When it is necessary to operate the dispensing system and sell product before paving, this test will not be required. The testing of the leak detectors will be substituted.

Note: After proper pressure has been injected into the system, the pressure source (compressor or nitrogen) shall be physically disconnected during the test period. Pressure of more than 50 psi will damage the valve seat and disc in the submerged pump.

9. GASOLINE DISPENSERS

Dispensers will be furnished to job site by Owner for installation and connection by Contractor. Check with ARCO Field Engineer for dispenser mounting requirements. Either Bravo box (under dispenser containment) is required, or secure island with minimum of two Red Head* J38 Anchors, in which case area under dispensers in island to be filled with clean sand to bottom of shear valve.

*Red Head: As manufactured by ITT Phillips Drill Division, Michigan City, Indiana.

10. TESTING OF LEAK DETECTORS

After system has been purged of air by repeated operation, the Contractor is to test the operation of all leak detectors. The test is to be as recommended by the manufacturer. Each product and its detector is to be tested separately by creating a "false leak." The plug in the shear valve is replaced by a petcock. While the submerged pump is running, the "leak" should activate the detector and the flow reduce to a trickle. If this does not happen, the leak detector is to be replaced and the test repeated until it does. If an electronic monitoring system is installed, the leak detector is to be tested as part of the test of that system.

11. TESTING WITH ELECTRONIC MONITORING SYSTEMS

After the system is complete and has been purged of air by repeated operation the operation of the electronic monitoring system will be conducted in accordance with the particular manufacturer's directions. This test is to be conducted in the presence of the Owner's engineer or an inspector from the permitting authority.

12. INSTALLATION OF ADDITIONAL TANKS

When additional tanks are added to an existing group, wherever possible the new tank will be placed in such a fashion that the new fill riser is in close proximity to existing fill risers to facilitate unloading without the necessity of moving the transport vehicle.

If a new tank is to be installed adjacent to an existing fiberglass tank, special precautions must be taken:

- a. The existing tank must be protected against collapse due to the removal of support at one side.

UNDERGROUND STORAGE TANK INSTALLATION SPECIFICATIONS



- b. Sheet piling can be installed to prevent the existing backfill from falling into the new excavation. The product is to be removed from the tank.
- c. When neither of the above is practical, the new tank may be installed in a separate excavation or if space does not permit that, the top third of the existing tank must be uncovered, the product removed and backfill replaced along with backfill for the new tank before product is reintroduced. When uncovering the adjacent tank take care not to endanger another tank!

13. SECONDARY CONTAINMENT PIPING


When secondary containment on the product lines (and rarely the vapor return lines) is required, it shall be installed as shown on the drawings. The primary piping will be installed with a surrounding pipe of larger size, using 3" Red Thread IIA or Ameron Alcohol pipe. The installation is to be made so that each joint in the primary system can be tested with a soap solution before the secondary system is completed by installation of the "clamped together" or heat welded plastic fitting. Each secondary line shall terminate under the dispenser with a "boot" sealing the primary pipe immediately below the impact valve and at the sump at the tank a sealing fitting or boot shall be installed. Any product that would get into the secondary line should find its way to the sump and when indicated it may initially flow into inspection sumps at the islands.

\PGW\3\INSTALL.SPC

SERIES X76LVC
LEAK DETECTION SYSTEM



 **RONAN**



8 JP 20 24 SERIES X76LVC LEAK DETECTION SYSTEM

Federal and State Laws require that all underground hazardous material storage facilities be monitored for leaks to prevent contamination of the soil and seepage into the water table. To comply with these laws different approaches may be taken to assure the detection of these leaks. Ronan's approach monitors the facilities continuously in all critical areas and complies with the EPA recognized methods of external leak detection. The equipment has found an exceptionally high level of acceptance by the cognizant agencies and major oil companies.

The Series X76 Systems have successfully been in operation for many years in gasoline stations, airport fueling facilities, transit systems, military and other government installations, emergency generating facilities for hospitals, high rise buildings, fire pumps, etc. The systems' main application which monitors hydrocarbons, such as gasoline and fuel oil, has been expanded to include chemicals and cleaning fluids.

System Description

The Series X76LVC is designed to monitor liquid level, vapor density, pressure and hydrostatic pressure. The system generates an alarm and may shut down specific facilities if preset parameters are exceeded. The microprocessor based system provides visual and audible alarms, self-diagnostics and sensor failure indication, fail-safe shutdown and auxiliary switch outputs for communications to a facility's remote displays.

The liquid level sensors will indicate presence of liquids in the annular space of double-wall tanks, secondary containment pipes, manhole or caisson compartments and in-tank high level to prevent overflow.

The vapor density, measured by the product's unique vapor transducer, is indicated on the appropriate plug-in module in parts per million (ppm) by means of a 4 1/2 digit LED display. The display not only indicates the initial background vapor density in a vadose well or the annulus of any secondarily contained vessel, but also monitors an increasing trend of vapor density. The self-contained display also provides the ability to set the alarm and shutdown setpoints without additional calibration equipment.


The pressure measurement utilized to monitor pressurized supply piping reads the pressure decay caused by a leak rate greater than 0.05 gph occurring between automatic test cycles (every 30 minutes).

A hydrostatic measurement is applied to the annulus of a double-wall tank by detecting a loss of pressure in the pressurized cavity or the loss of liquid level in a reservoir or the annulus of the tank.

The X76LVC System, housed in an attractive wall mounted NEMA Type 1 Enclosure, contains the intrinsically safe barrier interface to the transducers, a number of three channel alarm modules, vapor modules, and/or dispenser modules. The front door mounted audible alarm and the flashing alarm lights are acknowledged by the ACK button and functionally tested by means of the TEST pushbutton.

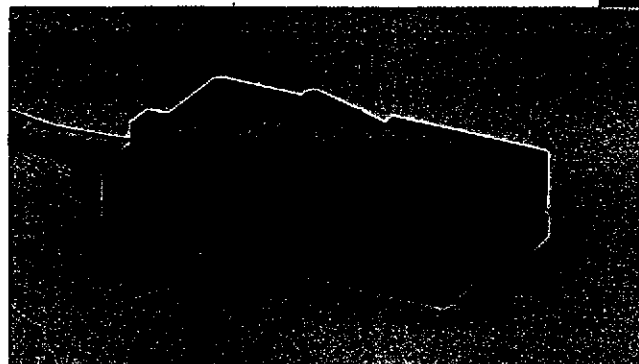
Alarm Contact Input Module/Model X76AM

The X76AM Alarm Module provides for up to three contact inputs typically from the horizontal liquid level sensor LS-7, the vertical level sensor LS-3, the hydrostatic leak sensors LS-10 and LS-20 and/or the pressure decay sensor JT-2. The sensor contacts transfer if liquid is present in the annular space of a double-wall tank, secondary containment pipes, manhole or caisson compartments. The alarm module monitors the status of the contacts and, should an abnormal condition occur, the front panel mounted LEDs will flash for visual alarm indication and the audible alarm turns on. The system ACK pushbutton allows the operator to silence the audible alarm and changes the flashing light to steady on. The green LED shows availability of power to the module and the contacts. The module's integral switches allow selection of normally open (sensor contact open with no liquid) or normally closed (sensor contact closed with no liquid) sensor input signals to the alarm module.




Liquid Level Sensor/Model LS-7

The Model LS-7 Liquid Level Sensor is designed for horizontal orientation applications where access is difficult, such as the bottom of dual-wall fiberglass tanks. The custom engineered unit provides highly reliable point level sensing. The plastic protected Reed switch guarantees long, trouble-free performance and compatibility with all hydrocarbon liquids.




Liquid Level Sensor/Model LS-3

The Model LS-3 Liquid Level Sensor is most suitable for applications in steel and double-wall tanks. The sensor is positioned vertically, close to the bottom of the tank annulus or at maximum fuel level inside of the tank to prevent overflow. The all polysulfone level switch housed in a stainless steel outer jacket features a totally sealed single pole, single throw contact actuated by a float.




CONTAINMENT MONITORING



Model LS-10 (2 Gal., 7.57 L) and Model LS-20 (4 Gal., 15.14 L)


The Models LS-10 and LS-20 Leak Sensor Assemblies consist of a reservoir with integral level sensor. The reservoir, mounted on the annulus riser of a fiberglass tank, senses the loss of level in the water or brine solution in the filled secondary containment of a double-wall tank.



Pressure Sensor/Model JT-2

The Model JT-2 Loss of Pressure Sensor Assembly consists of a pressure switch, fill valve and the safety release valve. The unit is used to monitor the annulus pressure of a double-wall tank. The annulus is initially pressurized from an external air supply to 2.8 psi and sealed. A leak in the secondary containment will be sensed by the transfer of the pressure switch if the pressure falls below .5 psi.

NOTE: Before applying this type of measurement, consult tank manufacturer.




Intrinsic Safety Barriers

Electrical equipment connected to switches located in a hazardous area, typically existing in gasoline or other hydrocarbon liquid storage facilities, requires the use of an explosion proof switch and sealed conduit installation or intrinsic safety barriers to limit the electrical energy required to sense the status of the switch in the hazardous area. The barriers not only provide a safe installation, but also provide considerable cost savings by allowing the use of buriable type cables and general purpose type sensors. The barriers, located in a separate compartment within the X76LVC system will provide safe interface to any of the level and pressure sensors classified for general purpose area applications.

Vapor Input Module/Model X76HVD-4

The Model X76HVD-4 Module measures the vapor concentration in vadose wells, groundwater wells or secondary contained vessels. The microprocessor based input module measures the sensor resistance, which is directly proportional to the vapor concentration and displays the linearized values in parts per million (ppm) via the front panel mounted 4½ digit LED display. The X76HVD-4-2.5 Module is calibrated for a range of 0 to 2,500 ppm for products such as waste oil, diesel, JP-5, etc. The X76HVD-4-20 is used over the range of 0 to 20,000 ppm to measure gasoline, methanol, benzene, toluene, etc. Each module features an adjustable setpoint normally set for 25% of the lower explosive level (LEL) of the specific product monitored. The setpoint is adjusted to the desired ppm readout on the LED display by a front panel mounted potentiometer. Should the vapor concentration exceed the setpoint, a red flashing LED provides visual alarm, an audible alarm is actuated and a transistor switch output operates. The system's common acknowledge pushbutton silences the audible alarm. The LED remains flashing until the vapor concentration returns below the setpoint level.


The module features a front panel mounted amber LED indicator for sensor failure and a two-color LED, green for power on, turning red to show faulty wiring, e.g. short, open or incorrect polarity. Optionally, a contact or conductivity type level switch connected to the module provides indication (red LED) that the sensor is submerged.



Vapor Sensor/Model HV


The HV Vapor Sensor, a solid state diffusion type, works on the absorption-desorption principle. The detection of a specific vapor is based on the absorption on the catalytic surface at a specific temperature. The gas absorption changes the resistance between the two electrodes embedded in the catalytic element. The resistance change is directly proportional to the vapor concentration and provides the input to the module.

The vapor sensor, consisting of the sensing element contained within an anodized aluminum enclosure, is protected by the porous metal-fiber disc which serves as a flame arrestor. The sensor head assembly is UL listed for hazardous locations: Class I, Division 1, Groups B, C and D.




Aspiration Vapor Sensor/Model HVFS

The Model HVFS Sensor consists of the basic HV sensor housed in a protective plastic enclosure equipped with an air tube connection. This allows aspiration of the sensing element via a vacuum pump with a recommended pumping volume of 1 to 2 SCFH. The aspiration will extend the zone of influence of the sensor for early gas detection in the well and provide considerably faster response time.



PRODUCT PIPE MONITORING



Line Leak Monitor/Model X76DM-4

The Model X76DM-4 Line Leak Monitor is designed to supervise pressurized product supply lines typically existing between underground tanks and above ground dispensers of products such as gasoline, diesel fuel, etc. The microprocessor based module provides timing sequences during which measurement of pressure decay and build-up are taken, LED status indication, test pushbuttons and remote fault indication relate system performance to the operator.

The Model X76DM-4A utilizes the JT-H1 measurement assembly in conjunction with a leak regulator manufactured by Red Jacket® or Tokheim®.



The Model X76DM-4A executes three basic automatic functions with manual initiation by the TEST pushbutton located on the front panel of the module. On a 30-minute interval, a test of the pressurized supply line is activated for a selectable time period to identify a leak of 0.05 gph or greater. This test is totally independent from the mechanical regulator and may be activated manually by the TEST button.

While the supply system is in the normal pumping mode, the line leak monitor module measures the supply line for low pressure due to a major leak occurrence. A pressure drop below the precalibrated value causes a complete product supply shutdown.

Between pumping demands the X76DM-4A monitors the supply line continuously for a leak rate of 0.5 gph or greater, identified by a pressure drop to less than 1 psi, arming the leak regulator to low flow condition. After 4 seconds, a complete product shutdown is executed and an audible/visual alarm is provided.

The five front panel mounted LED indicators provide status as follows: POWER (green) ON indicates power available, FAIL (amber) ON microprocessor failure, ALARM (red) FLASHING indicates shutdown of the submersible pump or low line pressure, PUMP (small green) ON shows the submersible pump running, TEST (yellow) ON during a power-up or whenever manual test is performed.

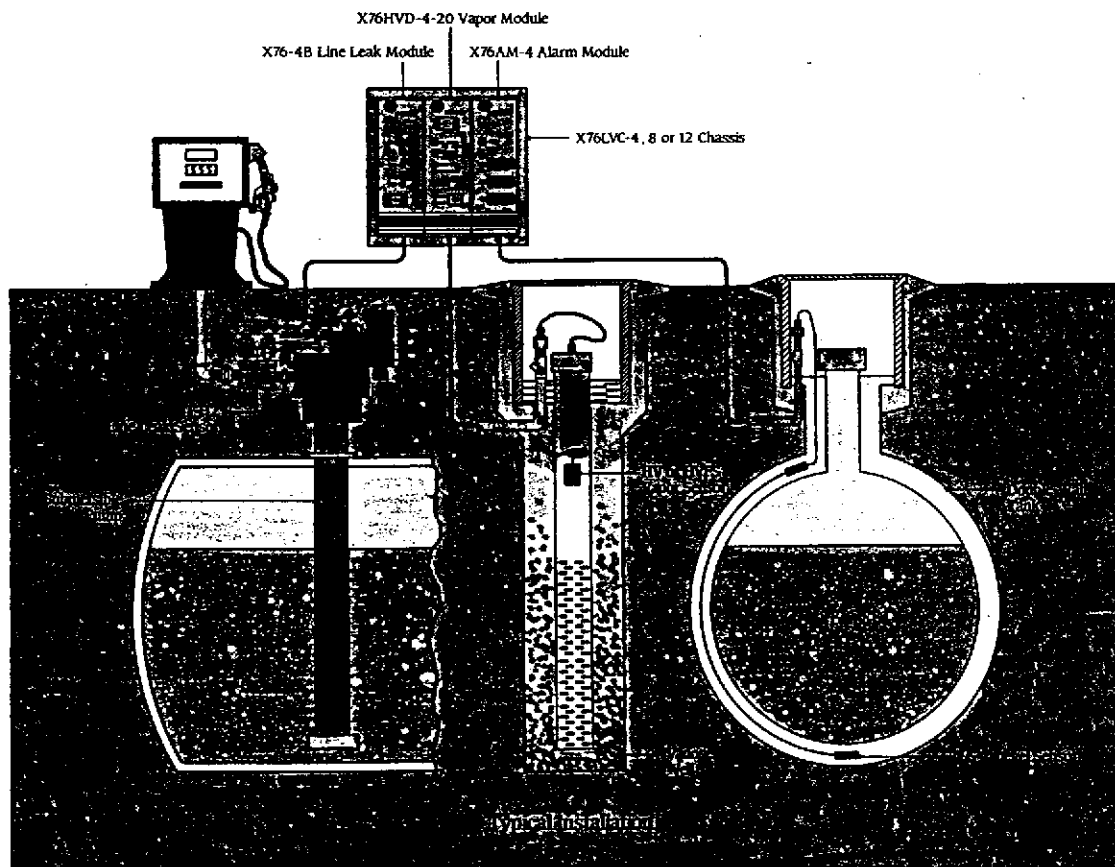
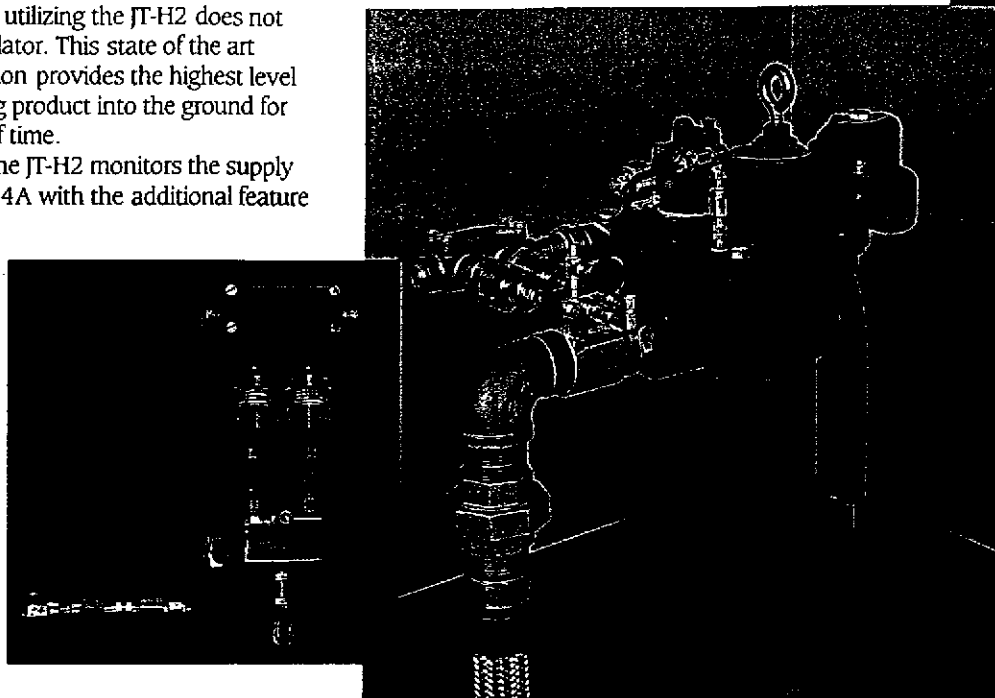
An audible alarm is activated when the alarm LED starts flashing and is silenced by the systems's acknowledge pushbutton.



PRODUCT PIPE MONITORING


The Model X76DM-4B utilizing the JT-H2 does not require the mechanical regulator. This state of the art approach to line leak detection provides the highest level of protection against leaking product into the ground for short or extended periods of time.

The X76DM-4B with the JT-H2 monitors the supply line similarly to the X76DM-4A with the additional feature that the product pump is inhibited in the low flow mode created by a leak rate of 0.5 gph or greater. Typically, applications with only mechanical regulators allow continuous pumping in the low flow mode with a leak rate of approximately 1.5 gph.



Ordering Information

X76LVC () H () F ()



Range

- A=0-20,000 ppm plus X76HVD-4-20 Module
- B=0-2,500 ppm plus X76HVD-4-2.5 Module

Type of Vapor Sensor HV or HVFS

Quantity of Vapor Sensors

Probe Type

- LS-3 (-) Vertical Liquid Level Sensor
- LS-7 Horizontal Liquid Level Sensor
- LS-10 or LS-20 Hydrostatic Leak Detector
- JL-2 Positive Pressure Leak Sensor

NO=Normally Open, NC=Normally Closed

NOTE: (1) All probes use Alarm Module X76AM-1 (-) Alarm Module

(2) Use additional listings for quantity and type of sensor, eg. (LS5) (LS10)

Quantity of Probes

Type of Leak Sensor and Module

- A=JL-11 plus X76DM-4A Modules
- B=JL-12 plus X76DM-4B (-) Modules

Quantity of Line Leak Sensors

Chassis Size: 4 or 8 Modules

Options

PI-1PK	Piping Kit
PI-1EK	Electrical Kit
PI-2PK	Piping Kit
PI-2EK	Electrical Kit

Spare Parts

LS-3 (-)	Vertical Liquid Level Sensor
LS-7	Horizontal Liquid Level Sensor
LS-10	Hydrostatic Leak Detector
LS-20	Hydrostatic Leak Detector
JL-1	Line Leak Sensor (High)
JL-11	Line Leak Sensor (Low)
JL-2	Tank Leak Sensor
JL-11	Line Leak Sensor (Consisting of JL-11 with A and PK)
JL-12	Line Leak Sensor (Consisting of JL-11 and JL-11 sensors with B and PK)

HV	Vapor Sensor (Passive)
HVFS	Vapor Sensor (Aspirating Type)
X76AM-1	Alarm Module (5 Alarm Inputs)
X76DM-4A	Dispenser Module (with Inert Sensor)
X76DM-4B (-)	Dispenser Module (with HVFS Sensor)
X76HVD-4-20	Vapor Module (0-20,000 ppm)
X76HVD-4-2.5	Vapor Module (0-2,500 ppm)
X57SM-1	Intrinsically Safe Chassis (1 Module/3 Contact Inputs per Module)
X57SM-4	Intrinsically Safe Chassis (4 Modules/3 Contact Inputs per Module)
X57-22P	IS Barrier (3 Inputs)
X76BP-1	Blank Panel

NO=Normally Open, NC=Normally Closed

HP=High Power Pumping System, 2-100% Over Pumping System

Warranty: Ronan warrants equipment of its own manufacture to be free from defects in material and workmanship under normal conditions of use and service, and will repair or replace any component found to be defective, on its return transportation charges prepaid, within one year of its original purchase. This warranty carries no liability, either expressed or implied, beyond our obligation to replace the unit which carries the warranty.



RONAN ENGINEERING COMPANY
P.O. Box 1275
21200 Oxnard Street
Woodland Hills, California 91367 U.S.A.
(818) 883-5211 • Telex 698-490
FAX (818) 992-6435

RONAN ENGINEERING LTD. U.K.
11 Tilly Road
Crowther District 3
Washington, Tyne and Wear
United Kingdom, NE38-0EA
(091) 416-1689 • Telex 537-746
FAX (091) 416-5856

RONAN ENGINEERING LIMITED
32 Bermondsey Road
Toronto, Ontario
Canada M4B1Z5
(416) 752-0310 • Telex 63662
FAX (416) 752-8072

RONAN ENGINEERING PTY. LTD.
Unit 10, 8 Leighton Place
Hornsby, N.S.W. 2077
Australia
(02) 477-7344 • Telex 73467
FAX (02) 477-6151



Applied GeoSystems

3315 Almaden Expressway, Suite 34, San Jose, CA 95118 (408) 264-7723

• FREMONT • IRVINE • HOUSTON • BOSTON • SACRAMENTO • CULVER CITY • SAN JOSE

April 18, 1991
0418acha
AGS 69036.02

Mr. Larry Seto
Alameda County Health Care Services Agency
Department of Environmental Health
80 Swan Way, Room 200
Oakland, California 94621

Subject: Notice of Legal Obligation to ARCO Products Company, March 28, 1991, in reference to ARCO Station 2035, 1001 San Pablo Ave., Albany, California.

Dear Mr. Seto:

RESNA/Applied GeoSystems (AGS) has been contracted by ARCO Products Company (ARCO) to perform an additional environmental site assessment at the subject site. A Work Plan is being prepared for your review and approval which summarizes previous work at the subject site and AGS' approach and project tasks to perform subsurface investigation and remediation at the site. The work involved to perform proposed project tasks will be described in detail in addenda to the work plan and will be accompanied by a preliminary time schedule to perform specific tasks. We are submitting with this letter the deposit/refund check requested in your letter in the amount of \$855.00 and we expect to submit the Work Plan by May 15, 1991.

If you have any questions or comments concerning this matter, please contact me at (408) 264-7723. Thank you.

Sincerely,
RESNA/Applied GeoSystems

Joel Coffman
Assistant Project Geologist

cc: Chuck Carmel, ARCO

53-01117 22 APR 1991 15

April 18, 1991
0418lsto

Mr. Larry Seto
Alameda County
Department of Environmental Health
80 Swan Way, Room 200
Oakland, California 94621


Subject: Notice of Legal Obligation addressed to ARCO Products Company, March 28, 1991, in reference to ARCO Station 2035, 1001 San Pablo Ave., Albany, California.

Dear Mr. Seto:

RESNA/Applied GeoSystems (AGS) has been contracted by ARCO Products Company (ARCO) to perform an additional environmental site assessment at the subject site. A Work Plan is being prepared for your review which will address the concerns of the letter to ARCO referenced above. We are submitting the deposit/refund check requested in the letter in the amount of \$855.00 now and the Work Plan will follow shortly.

If you have any questions or comments concerning this matter, please contact me at (408) 264-7723. Thank you.

Sincerely,
RESNA/Applied GeoSystems




Joel Coffman
Assistant Project Geologist

Sorry this was left
out!
Joel

Greg Barclay
General Manager

Larry



TRANSMITTAL

3315 Almaden Expressway, Suite 34
San Jose, California 95118
(408) 264-7723 FAX (408) 264-2435

TO: MR. RAFAT SHAHID
COUNTY OF ALAMEDA
DEPARTMENT OF ENVIRONMENTAL HEALTH
80 SWAN WAY, ROOM 200
OAKLAND, CALIFORNIA 94621

DATE: 4/12/91
PROJECT NUMBER: AGS 19011-1
SUBJECT: FIRST QUARTER 1991
ARCO SUMMARY REPORTS

FROM: MR. GREG BARCLAY
TITLE: GENERAL MANAGER

WE ARE SENDING YOU Attached Under separate cover via _____ the following items:
 Shop drawings Prints Reports Specifications
 Letters Change Orders _____

COPIES	DATED	NO.	DESCRIPTION
1	4/12/91	19011-1	FIRST QUARTER 1991 SUMMARY REPORTS FOR VARIOUS ARCO SERVICE STATIONS IN ALAMEDA COUNTY.

THESE ARE TRANSMITTED as checked below:

- For review and comment Approved as submitted Resubmit ___ copies for approval
- As requested Approved as noted Submit ___ copies for distribution
- For approval Return for corrections Return ___ corrected prints
- For your files _____

REMARKS: THESE REPROTS ARE BEING FORWARDED TO YOU ON BEHALF OF
MR. KYLE CHRISTIE OF ARCO PRODUCTS COMPANY.
SUMMARY REPORT FOR ARCO STATION #5369 IS ALSO INCLUDED.

91 APR 15 AM 7:10

Copies: 1 to AGS project file no. 19011-1 SAN JOSE READER'S FILE

*Revision Date: 10/15/90
*File Name: TRANSMT.PRJ


ALAMEDA COUNTY HEALTH CARE SERVICES AGENCY
MEMORANDUM

DATE: December 12, 1990
TO : ALL STAFF
FROM: Mary Newman-Carter
SUBJ: Office coffee club

For those who want to be in the coffee club again, please let me know. We will be getting another coffee maker this week. The cost per month will be 4.00.

If you do not want to be in the coffee club but want to use the cream and/or sugar, the cost will be 2.00 per month.

If you do not join the club, YOU WILL NOT be able to use the coffee for your clients when they come in for meetings. They must go to the deli, NO EXCEPTIONS.



Applied GeoSystems

3315 Almaden Expressway, Suite 34, San Jose, CA 95118 (408) 264-7723

• FREMONT • IRVINE • HOUSTON • BOSTON • SACRAMENTO • CULVER CITY • SAN JOSE

April 12, 1991

0412rsha

Mr. Rafat Shahid
County of Alameda
Department of Environmental Health
80 Swan Way, Room 200
Oakland, California 94621

Subject: First Quarter 1991 Summary Reports for various ARCO Service Stations located in Alameda County, California.

Mr. Shahid:

Enclosed are the Quarterly Summary Reports for various ARCO Service Stations in Alameda County, California, as listed below. We are sending you these reports on behalf of Mr. Kyle Christie of ARCO Products Company.

1260 Park Street	Alameda	Service Station 2112
1001 San Pablo Avenue	Albany	Service Station 2035
3000 Shattuck Avenue	Berkeley	Service Station 414
22141 Center Street	Castro Valley	Service Station 2152
2770 Castro Valley Road	Castro Valley	Service Station 4977
40055 Blacow Road	Fremont	Service Station 2147
35900 Fremont Boulevard	Fremont	Service Station 2158
40077 Mission Boulevard	Fremont	Service Station 6201
43500 Grimmer Boulevard	Fremont	Service Station 6206
365 Jackson Street	Hayward	Service Station 1319
899 Rincon Avenue	Livermore	Service Station 771
10600 MacArthur Blvd.	Oakland	Service Station 276
6407 Telegraph Avenue	Oakland	Service Station 374
2110 Mountain/Merced	Oakland	Service Station 623
3310 Park Boulevard	Oakland	Service Station 2107
889 West Grand Avenue	Oakland	Service Station 2169
556 Hegenberger Road	Oakland	Service Station 4494
731 W. MacArthur Blvd.	Oakland	Service Station 4931
52nd Street	Oakland	Service Station 6148

TOXGUARD SYSTEMS
823 N. La Cadena Dr., Colton, CA 92324
(714) 370-3470
P.O. BOX 30113 92408

TEST & MONITORING SYSTEM FOR UNDERGROUND STORAGE TANKS CONTAINING
HAZARDOUS SUBSTANCES

TABLE OF CONTENTS

- I. INTRODUCTION / "TOX-ALERT"
- II. TEST EQUIPMENT
- III. WELL PLACEMENT
- IV. MONITORING PROCEDURES
- V. METHOD SENSITIVITY
 - (a.) Vapor-Phase
 - (b.) Liquid-Phase
- VI. LIQUID/VAPOR RELATIONSHIPS

TOXGUARD PRESIDENT (Administration) BOB SECCOMBE
TOXGUARD VICE-PRESIDENT (Research & Developement).JACK KOBLER
TOXGUARD VICE-PRESIDENT (Geologist/Soil Engineer).CRAIG SMITH
TOXGUARD SALES ADMINISTRATOR : CHRIS WORTH

Contributing Consultants:

William T. Frankenburger, PH.D.
(Soil Microbiologist & Biochemist)

Alexander M. Dollar, PH.D.
(Biochemist)

Quarterly Summary Reports
Alameda County, California

April 12, 1991
AGS 19011-1

15135 Hesperian Blvd.
17601 Hesperian Blvd.

San Leandro
San Lorenzo

Service Station 2162
Service Station 608

The Regional Water Quality Control Board and ARCO Products Company have no records for the following service station:

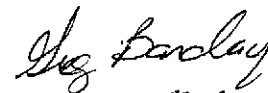
1401 Grand Avenue

San Leandro

Service Station 530

We understand that ARCO does not own the service station located at 4191 First Street in Pleasanton, California. Please call me at (408) 264-7723 if you have questions regarding the summary reports.

Sincerely,
Applied GeoSystems



Greg Barclay
Branch Manager

Enclosures: First Quarter 1991 Summary Reports

cc: Mr. Kyle Christie, ARCO Products Company

March

5-14300-SD MARCH SHEETS
 d/r = DEPOSIT RETURNS
 SHEETS

SUNDAY	MONDAY	TUESDAY	WEDNESDAY	THURSDAY	FRIDAY	SATURDAY
					1 PAY DAY -D/R 003	2
3	4 SENIORS MEETING 9-12	5	6 OSWALD UNIT 9-930	7 LOWELL UNIT 9-930	8 LC. 9-930	9
10	11 SUPPORT STARTS 9-11 MEETING 9-12 LUNCH -LUNCH u/STRAUGH	12	13 LARRY'S UNIT 9-930	14 TOLSON UNIT 9-930	15 PAY DAY -D/R 003	16 ○
17 St Patrick's Day	18 COMMIT 9-930	19	20 OSWALD UNIT 9-930	21 LOWELL UNIT 9-930	22 LC. 9-930	23 ●
24 Palm Sunday	25 SUPPORT STARTS 9-11	26	27 LARRY'S UNIT 9-930	28 TOLSON UNIT 9-930	29 Good Friday PAY DAY -D/R 003	30 Passover ●
31 Easter						

BIRD ACTIVITY IN MARCH

It's time to check your nest boxes: clean them, add a coat of paint, evict unwanted tenants. Purple martin scouts are on their way north. Bluebirds are setting up territory. Keep feeders and baths full. Add a dripper to your birdbath—the noise will attract migrating birds.

PLACES TO VISIT IN MARCH

Nebraska—500,000 sandhill cranes migrating along the Platte River.
 WRITE: Grand Island Chamber of Commerce, Grand Island, NE 68801.
 Ohio—return of migrating turkey vultures. WRITE: Hinckley Chamber of Commerce, P.O. Box 354, Hinckley, OH 44233.

REPORT

Limited Environmental Site Assessment
AGS 69036-1

DATE

1/24/90

CONSULTANT

Applied
GeoSystems

ALAMEDA COUNTY
HEALTH CARE SERVICES

AGENCY
DAVID J. KEARS, Agency Director



DEPARTMENT OF ENVIRONMENTAL HEALTH
Hazardous Materials Program
80 Swan Way, Rm. 200
Oakland, CA 94621
(415)

Certified Mail #P 062 128 239

March 28, 1991

Mr. Kyle Christie
Arco Products Com.
P.O. Box 5811
San Mateo, CA 94402

NOTICE OF LEGAL OBLIGATION

RE: Arco Station #2035, 1001 San Pablo Ave., Albany, CA

Dear Mr. Christie:

I have reviewed your Limited Environmental Site Assessment Report dated January 24, 1990, that was prepared by Applied GeoSystems. This report identified soil contamination with concentrations of TPH (gas) up to 2,400 ppm and concentrations of benzene, toluene, ethylbenzene and total xylene isomers up to 33 ppm, 140 ppm, 40 ppm and 200 ppm respectively. A sheen was also detected on the surface of the groundwater observed within borings B-1 and B-4. In addition, an underground waste oil tank was identified in this report that is not registered with this office.

Shell
For your information, a monitoring well installed adjacent to your property, contained over four feet of floating product on November 27, 1990.

Section 25189.5, California Health and Safety Code, Chapter 6.5, prohibits the disposal of a hazardous waste at any point which is not authorized.

Please submit your plan of correction with a deposit/refund check for the amount of \$855.00, made payable to the County of Alameda, within thirty (30) days of the receipt of this letter. Your plan should include, but not be limited to the following:

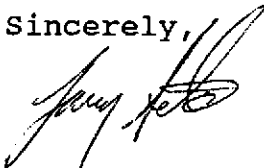
1. Method(s) that will be used to determine the lateral and vertical extent of contamination.

Mr. Kyle Christie
 Arco Products Company
 P.O. Box 5811
 San Mateo, CA 94402
 March 28, 1991
 Page 2 of 2

2. Method(s) that will be used to determine the hydraulic gradient.
3. Statement identifying whether you plan on removing the underground waste oil tank. The tank must be registered if you do not remove it.
4. Expected date when you plan to commence with your preliminary investigation, and it's expected date of completion.

If you have any questions, please contact me at 271-4320.

Sincerely,



Larry Seto, Senior, Hazardous Materials Specialist

LS:mnc

cc: Gil Jensen, Alameda County District Attorney, Consumer and Environmental Protection Agency
 Charlene Williams, DOHS
 RWQCB
 Rafat A. Shahid, Assistant Agency Director, Department of Environmental Health
 Files

PS Form 3800, June 1983

Sent to	
Street and No.	
P.O. State and Zip Code	
Postage	\$
Certified Fee	
Special Delivery Fee	
Registered Delivery Fee	
SALES TAX (Showing 2.00% and Date Collected)	
REMARKS (DO NOT WRITE IN THESE SPACES)	
DATE AND ADDRESS OF DELIVERY	
TOTAL Postage and Fees	\$
Postmark or Date	

P 062 128 239
 RECEIPT FOR CERTIFIED MAIL
 NO INSURANCE COVERAGE PROVIDED
 NOT FOR INTERNATIONAL MAIL
 (See Reverse)

UNDERGROUND STORAGE TANK UNAUTHORIZED RELEASE (LEAK) CONTAMINATION SITE REPORT

EMERGENCY <input type="checkbox"/> YES <input checked="" type="checkbox"/> NO		HAS STATE OFFICE OF EMERGENCY SERVICES REPORT BEEN FILED? <input checked="" type="checkbox"/> YES <input type="checkbox"/> NO		FOR LOCAL AGENCY USE ONLY (HEREBY CERTIFY THAT I AM A DESIGNATED GOVERNMENT EMPLOYEE AND THAT I HAVE REPORTED THIS INFORMATION TO LOCAL OFFICIALS PURSUANT TO SECTION 25917 OF THE HEALTH AND SAFETY CODE)		
REPORT DATE (MM-DD-YY) 02/06/91		CASE # 15305		SIGNED: <i>Elaine J. Lavine</i> DATE: 2/21/91		
REPORTED BY	NAME OF INDIVIDUAL FILING REPORT Elaine Lavine		PHONE (415)-571-2482		SIGNATURE <i>Elaine J. Lavine</i>	
	REPRESENTING <input type="checkbox"/> LOCAL AGENCY <input checked="" type="checkbox"/> OWNER/OPERATOR <input type="checkbox"/> REGIONAL BOARD <input type="checkbox"/> OTHER		COMPANY OR AGENCY NAME ARCO Products Company			
RESPONSIBLE PARTY	ADDRESS P.O. Box 5811		San Mateo		CA 94402	
	STREET		CITY		STATE ZIP	
SITE LOCATION	NAME ARCO Products Company <input type="checkbox"/> UNKNOWN		CONTACT PERSON Elaine J. Lavine		PHONE (415)-571-2482	
	ADDRESS PO BOX 5811 ATTN: Env.Compl.Dept.		San Mateo		CA 94402	
IMPLEMENTING AGENCIES	FACILITY NAME (IF APPLICABLE) ARCO FACILITY 02035		OPERATOR RAHMAN FARSI/MAJID		PHONE (415)-525-1362	
	ADDRESS 1001 SAN PABLO AVENUE		ALBANY		ALAMEDA 94706	
SUBSTANCES INVOLVED	LOCAL AGENCY ALAMEDA COUNTY PUBLIC HEALTH		CONTACT PERSON ED HOWELL SENIOR SP		PHONE (415)-271-4320	
	REGIONAL BOARD SAN FRANCISCO BAY REGION		STEVE LUQUIRE		PHONE (415)-464-1255	
DISCOVERY/TREATMENT	(1) NAME GASOLINE		QUANTITY LOST (GALLONS) 3.4 GALS <input type="checkbox"/> UNKNOWN			
	(2) NAME _____		QUANTITY LOST (GALLONS) _____ <input type="checkbox"/> UNKNOWN			
SOURCE/CAUSE	DATE DISCOVERED (MM-DD-YY) 02/01/1991		HOW DISCOVERED <input type="checkbox"/> INVENTORY CONTROL <input type="checkbox"/> SUBSURFACE MONITORING <input type="checkbox"/> NUISANCE CONDITIONS <input type="checkbox"/> TANK TEST <input type="checkbox"/> TANK REMOVAL <input checked="" type="checkbox"/> OTHER DRIVE OFF			
	DATE DISCHARGE BEGAN (MM-DD-YY) 02/01/1991 <input type="checkbox"/> UNKNOWN		METHOD USED TO STOP DISCHARGE (CHECK ALL THAT APPLY) <input type="checkbox"/> REMOVE CONTENTS <input type="checkbox"/> REPLACE TANK <input type="checkbox"/> CLOSE TANK <input type="checkbox"/> REPAIR TANK <input type="checkbox"/> REPAIR PIPING <input type="checkbox"/> CHANGE PROCEDURE <input checked="" type="checkbox"/> OTHER DRIVE OFF			
CASE TYPE	HAS DISCHARGE BEEN STOPPED? <input checked="" type="checkbox"/> YES <input type="checkbox"/> NO IF YES, DATE 02/01/1991		SOURCE OF DISCHARGE <input type="checkbox"/> TANK LEAK <input type="checkbox"/> UNKNOWN <input type="checkbox"/> PIPING LEAK <input checked="" type="checkbox"/> OTHER			
	CAUSE(S) <input type="checkbox"/> OVERFILL <input type="checkbox"/> RUPTURE/FAILURE <input type="checkbox"/> SPILL <input type="checkbox"/> CORROSION <input type="checkbox"/> UNKNOWN <input checked="" type="checkbox"/> OTHER DRIVE OFF					
CURRENT STATUS	CHECK ONE ONLY <input checked="" type="checkbox"/> UNDETERMINED <input type="checkbox"/> SOIL ONLY <input type="checkbox"/> GROUNDWATER <input type="checkbox"/> DRINKING WATER - (CHECK ONLY IF WATER WELLS HAVE ACTUALLY BEEN AFFECTED)					
	CHECK ONE ONLY <input type="checkbox"/> NO ACTION TAKEN <input type="checkbox"/> PRELIMINARY SITE ASSESSMENT WORKPLAN SUBMITTED <input type="checkbox"/> POLLUTION CHARACTERIZATION <input type="checkbox"/> LEAK BEING CONFIRMED <input type="checkbox"/> PRELIMINARY SITE ASSESSMENT UNDERWAY <input type="checkbox"/> POST CLEANUP MONITORING IN PROGRESS <input type="checkbox"/> REMEDIATION PLAN <input checked="" type="checkbox"/> CASE CLOSED (CLEANUP COMPLETED OR UNNECESSARY) <input type="checkbox"/> CLEANUP UNDERWAY					
REMEDIAL ACTION	CHECK APPROPRIATE ACTION(S) <input type="checkbox"/> CAP SITE (CD) <input type="checkbox"/> EVACUATE AND DISPOSE (ED) <input type="checkbox"/> REMOVE FREE PRODUCT (FP) <input type="checkbox"/> ENHANCED BIO DEGRADATION (IT) <input type="checkbox"/> CONTAINMENT BARRIER (CB) <input type="checkbox"/> EVACUATE AND TREAT (ET) <input type="checkbox"/> PUMP & TREAT GROUNDWATER (GT) <input type="checkbox"/> REPLACE SUPPLY (RS) <input type="checkbox"/> VACUUM EXTRACT (VE) <input checked="" type="checkbox"/> NO ACTION REQUIRED (NA) <input type="checkbox"/> TREATMENT AT HOOKUP (HU) <input type="checkbox"/> VENT SUPPLY (VS) <input type="checkbox"/> OTHER (OT)					
	COMMENTS CUSTOMER DROVE OFF WITH NOZZLE IN CAR. DEALER CLEANED UP SPILL WITH ABSORBENT MATERIAL. ALAMEDA COUNTY HEALTH AND OES NOTIFIED.					

white -env.health
 yellow -facility
 pink -files

ALAMEDA COUNTY, DEPARTMENT OF ENVIRONMENTAL HEALTH

80 Swan Way, #200
 Oakland, CA 94621
 (415) 271-4320

Hazardous Materials Division Inspection Form

abandoned tank:
 25298 H&SC

Site ID# _____ Site Name Albany A.M. P.M. Today's Date 1/30/91
 Site Address 1001 San Pablo Ave. EPA ID# _____
 City Albany Zip 94706 Phone 525-1362

MAX Amt. Stored > 500lbs/55g/200cf? N
 Hazardous Waste generated per month? _____

- Inspection Categories:**
 I. Haz. Mat/Waste GENERATOR/TRANSPORTER
 II. Business Plans, Acute Hazardous Materials
 III. Underground Tanks

The marked items represent violations of the Calif. Administration Code (CAC) or the Health & Safety Code (HS&C)

- IA GENERATOR (Title 22)**
- ___ 1. Waste ID 66471
 - ___ 2. EPA ID 66472
 - ___ 3. > 90 days 66508
 - ___ 4. Label dates 66508
 - ___ 5. Biennial 66493
-
- Manifest**
- ___ 6. Records 66492
 - ___ 7. Correct 66484
 - ___ 8. Copy sent 66492
 - ___ 9. Exception 66484
 - ___ 10. Copies Rec'd 66492
-
- Misc.**
- ___ 11. Treatment 66371
 - ___ 12. On-site Disp. (H.S.&C.) 26189.5
 - ___ 13. Ex Haz. Waste 66570
-
- Prevention**
- ___ 14. Communications 67121
 - ___ 15. Aisle Space 67124
 - ___ 16. Local Authority 67126
 - ___ 17. Maintenance 67120
 - ___ 18. Training 67105
-
- Contn. Gency**
- ___ 19. Prepared 67140
 - ___ 20. Name List 67141
 - ___ 21. Copies 67141
 - ___ 22. Emg. Coord. Tmg. 67144
-
- Containers, Tanks**
- ___ 23. Condition 67241
 - ___ 24. Compatibility 67242
 - ___ 25. Maintenance 67243
 - ___ 26. Inspection 67244
 - ___ 27. Buffer Zone 67246
 - ___ 28. Tank Inspection 67259
 - ___ 29. Containment 67245
 - ___ 30. Safe Storage 67261
 - ___ 31. Freeboard 67257

Comments:
 There are four underground tanks registered at this site. Monitoring alternative #5 is used. Daily inventory reconciliation is done using a dig stick, and the reading is entered into a computer to compare with the daily sales. A computer printout of this comparison is done on a daily basis. The U.G.T. are equipped with pipeline leak detectors, and the tanks are precision tested on an annual basis. Arco informs the dealer of the precision test results, but does not show the report. * monitoring records appear OK

- IB TRANSPORTER (Title 22)**
- ___ 32. Applic./Insurance 66428
 - ___ 33. Comp. Cert./CHP Insp. 66448
 - ___ 34. Containers 66465
-
- Manifest**
- ___ 35. Vehicles 66465
 - ___ 36. EPA ID #s 66531
 - ___ 37. Correct 66541
 - ___ 38. HW Delivery 66543
 - ___ 39. Records 66544
-
- Cont'n**
- ___ 40. Name/ Covers 66545
 - ___ 41. Recyclables 66800



MAJID GHANADAN

10240 SAN PABLO AVENUE
 EL CERRITO, CALIFORNIA 94530
 (415) 527-9800 FAX 527-8732 Res. 223-6801

Rev 6/88

Contact: MAJID GHANADAN
 Title: CO-OWNER
 Signature: [Signature]

Inspector: [Signature]
 Signature: Larry Seto

DAILY STICK READINGS

Date 01/27/91 Time 06:54

Tank #	Grade	--- Total ---		--- Water ---		Gas Gallons
		Inches	Eighths	Inches	Eighths	
1	Regular	57	4	0	0	391.0
2	Unleaded	56	4	0	0	545.4
3	Super Unl	28	0	0	0	124.6
4	Super Unl	30	0	0	0	147.8

4	Super Unl	30	0	0	0	147.8
---	-----------	----	---	---	---	-------

Have all stick readings been entered?

F1: Help F3: F5: F7: F9: Data Menu F11: Equip
 F2: Stick Rpt F4: F6: F8: F10: Gas Order F12: Equip

STICK READING DISPLAY

	Regular	Unleaded	Super Unleaded
Beginning Book	3327.1	7204.5	3163.4
Deliveries	1653.0	5550.0	1501.0
Sales	1196.4	5293.8	1537.7
Ending Book	3780.7	6554.8	2706.7
Ending Stick	3915.0	6454.0	2624.0
Over/Short	133.3	-96.5	119.3
Allowable Variation	75.5	224.6	143.4
Daily Change	-44.6	-26.2	-71.3

Please press F2 to continue.

F1: F3: F5: F7: F9: Main Menu
 F2: Data Addn F4: F6: F8: F10: Stick Rptg

SUMMARY REPORT

Second Quarter 1990

ARCO Service Station 2035
1001 San Pablo Avenue
Albany, California
Alameda County

REVISED

BACKGROUND

For site history prior to 1990 refer to the October-December 1989 Quarterly Summary Report issued in January 1990.

- o January 25, 1990 - submitted Limited Environmental Site Assessment report to the Regional Water Quality Control Board, San Francisco Bay Region; the Alameda County Health Agency; and the City of Albany Fire Department, Fire Prevention Bureau. Five borings were drilled to a maximum depth of approximately 20 feet as part of a site assessment prior to tank replacement (Plate 1). Ground water was encountered at a depth of approximately 20 feet in each boring. (Applied GeoSystems Report 69036-1, dated January 24, 1990).

SOIL CONDITIONS

No change from last quarter. See Applied GeoSystems Limited Environmental Site Assessment Report 69036-1, dated January 24, 1990, for laboratory results of soil samples collected at the site.

QUARTERLY GROUND-WATER MONITORING

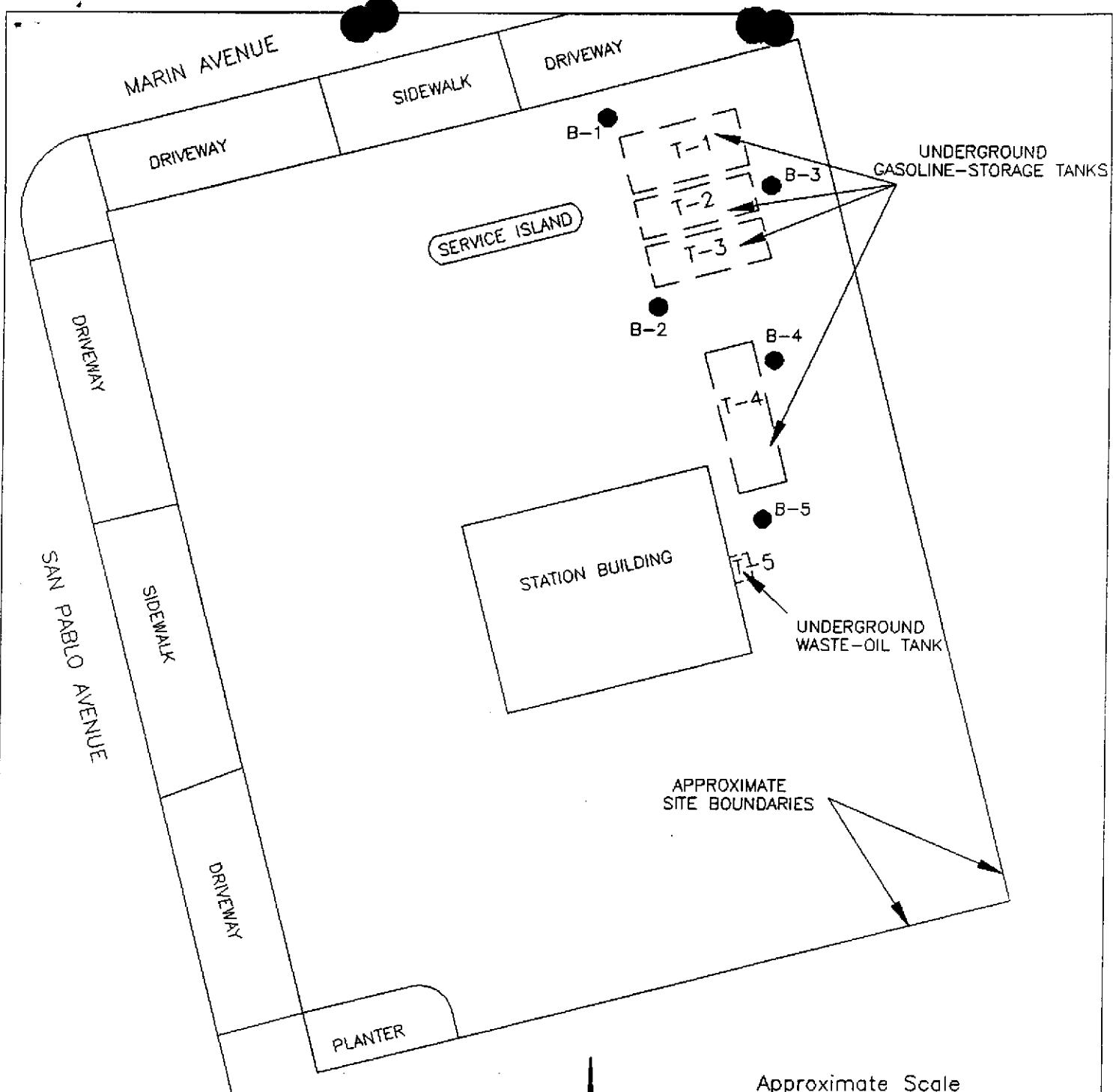
No monitoring wells onsite.

STATUS SUMMARY: REMEDIATION

No change from last quarter. Options for soil remediation will be considered in the future.

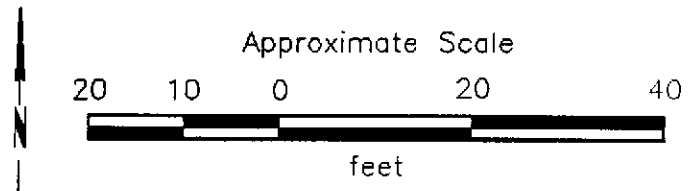
ANTICIPATED WORK FOR NEXT QUARTER

- o ARCO plans to replace the underground storage tanks during 1990.
- o An assessment to evaluate hydrocarbons in the soil at the site will be performed during tank replacement.



EXPLANATION

B-5 ● = Soil boring
 (Applied GeoSystems, August 9, 1989)



Source: Modified from plan supplied by ARCO.



PROJECT 19011-1

**GENERALIZED SITE PLAN
 ARCO Service Station 2035
 Marin and San Pablo Avenues
 Albany, California**

**PLATE
 1**

HAZARDOUS MATERIALS

Site Brief for UNDERGROUND TANKS
for the City of Alameda

ALAMEDA COUNTY

as of 12/28/90
pg 1

UTID/ Status BillID	Name of Site	Site Address	#Tanks	PERMITS:
-0- T61043	C Arco Station #02112	1260 Park St. Alameda, CA 94501	5	I:09/06/88 F:-0-
784 T61043	C Arco Station #02035	1001 San Pablo Ave. Albany, CA 94706	4	I:09/06/88 F:-0-
658 T61043	C Arco Station #04977 AM/PM	2770 Castro Valley Blvd. Castro Valley, CA 94546	3	I:09/06/88 F:07/05/88
-0- T61043	C Arco Station #02152	22141 Center St. Castro Valley, CA 94546	3	I:09/06/88 F:-0-
*1053 T61043	C Arco Station #06041	7249 Village Pkwy. Dublin, CA 94568	4	I:09/06/88 F:-0-
*813 T10115	C Arco K&V Gas Foodmart	6211 San Pablo Ave. Emeryville, CA 94608	3	I:-0- F:-0-
I * T61043	C Arco Station #05387	20200 Hesperian Blvd. Hayward, CA 94541	4	I:09/06/88 F:-0-
*0- T21120	C Airport Arco	20450 Hesperian Blvd. Hayward, CA 94541	3	I:02/03/89 F:-0-
* 2112 T42311	C Springtown Arco	909 Bluebell Dr. Livermore, CA 94550	3	I:-0- F:-0-
-0- T61043	C Arco Station #00771	899 Rincon Ave. Livermore, CA 94550	5	I:09/06/88 F:-0-
198 T61026	R Wong's Arco	2032 E. - 12th St. Oakland, CA 94606	0	I:-0- F:-0-
*-0- T61043	C Arco Station #02185	9800 E. - 14th St. Oakland, CA 94603	4	I:09/06/88 F:-0-
1130 TA1036	C Freeway Arco	2740 - 98th Ave. Oakland, CA 94605	4	I:10/13/87 F:-0-
-0- T61043	C Arco Station #02169	889 W. Grand Ave. Oakland, CA 94607	5	I:09/06/88 F:-0-
*-0- -0-	R Gin's Arco Service	706 Harrison St. Oakland, CA 94612	0	I:-0- F:-0-
-0- T61043	C Arco Station #04494	566 Hegenberger Rd. Oakland, CA 94621	3	I:02/05/88 F:-0-
*1038 T21043	C High St. Arco	2951 High St. Oakland, CA 94619	5	I:02/05/88 F:-0-
-0- T61043	C Arco Station #04931	731 W. MacArthur Blvd. Oakland, CA 94609	4	I:09/06/88 F:-0-
-0- T61043	C Arco Station #00276	10600 MacArthur Blvd. Oakland, CA 94605	3	I:09/06/88 F:-0-
851 T41043	C Mountain Blvd. Arco	2844 Mountain Blvd. Oakland, CA 94602	4	I:04/14/88 F:-0-
-0- T61043	C Arco Station #02107	3310 Park Blvd. Oakland, CA 94610	3	I:09/06/88 F:-0-
-0- T61043	C Arco Station #06002	6235 Seminary Ave. Oakland, CA 94605	4	I:09/06/88 F:-0-
-0- T61043	C Arco Station #06148	5131 Shattuck Ave. Oakland, CA 94609	3	I:09/06/88 F:-0-
-0- T61043	C Arco Station #00374	6407 Telegraph Ave. Oakland, CA 94609	3	I:09/06/88 F:-0-
? -0- -0-	F Freedom Arco	15101 Freedom Ave. San Leandro, CA 94578	3	I:-0- F:-0-
1794 T81053	C Tharco	2222 Grant Ave. San Lorenzo, CA 94580	1	I:08/16/88 F:-0-
779 T61043	C Arco Station #00608	17601 Hesperian Blvd. San Lorenzo, CA 94580	4	I:09/06/88 F:-0-

Site Brief for A B - 2 1 8 5
for the city of Alamedaprinted: 12/28/90
page: 1

ABID/BillID	Name of Site	Site Address	Zip	SysEntry	S
/L71107	Arco Station #02112	1260 Park St.	501	10/24/90	C
/L91227	Arco Station #02035	1001 San Pablo Ave.	706	08/14/89	C
658/HL7111	Arco Station #04977	2770 Castro Valley Blvd.	546	08/14/89	C
/HL7112	Arco Station #02152	22141 Center St.	546	08/14/89	C
1053/HL7114	Arco Station #06041	7249 Village Pkwy.	568	06/04/90	C
/LC1217	Arco Station #05387	20200 Hesperian Blvd.	541	06/04/90	C
/L22223	Airport Arco	20450 Hesperian Blvd.	541	08/01/89	C
/	Springtown Arco	909 Bluebell St.	550		P
/L41112	Arco Station #00771	899 Rincon Ave.	550	07/28/89	C
/L81123	Arco Station #02185	9800 E. - 14th St.	603	08/14/89	C
1130/L91386	Freeway Arco	2740 - 98th Ave.	608	09/18/89	C
/L81146	Arco Station #02169	889 W. Grand Ave.	607	08/14/89	C
/L81176	Arco Station #04494	566 Hegenberger Rd.	621	08/14/89	C
1038/	High St. Arco	2951 High St.	619	03/21/89	P
/L81178	Arco Station #04931	731 W. MacArthur Blvd.	609	06/04/90	C
/L81128	Arco Station #00276	10600 MacArthur Blvd.	605	11/20/89	C
851/L12017	Mountain Blvd. Arco Servi	2844 Mountain Blvd.	602	11/30/90	M
/L81188	Arco Station #02107	3310 Park Blvd.	610	08/14/89	C
/L81295	Sunshine Petroleum, Inc.	6211 San Pablo Ave.	608	12/28/90	M
/HL8112	Arco Station #06002	6235 Seminary Ave.	605	08/31/90	C
/L81130	Arco Station #06148	5131 Shattuck Ave.	609	06/04/90	C
/L81179	Arco Station #00374	6407 Telegraph Ave.	609	08/14/89	C
744/HL7116	Arco Station #02111	1156 Davis St.	577	08/14/89	C
/HL7118	Arco Station #00601	712 Lewelling Blvd.	579	08/14/89	C
1794/LA1469	Tharce	2222 Grant Ave.	580	07/20/89	C
779/HL7119	Arco Station #00608	17601 Hesperian Blvd.	580	08/14/89	C

Arco Stati

Report Total : 26

Status Codes: C=Current/Part2 M=Current/Part1 P=awaiting busPla
 B=ready for Billing A=ready for Billing I=Inactive

6211 San Pablo
 No 1167 MP.

UST LEAK Date of Last Current
SITE UPDATE Review/Update October 15, 1990 Date January 15, 1991

SITE IDENTIFICATION

Name ARCO Service Station 2035 Case No. _____
Address 1001 San Pablo Avenue
Street Number Street
Albany 94706
City ZIP Code
County Alameda Substance Gasoline
Local Agency Alameda County Environmental Health Department
Regional Board Regional Water Quality Control Board - San Francisco Bay Area

LEAD STAFF PERSON ACEHD - Larry Seto

CASE TYPE

Undetermined Soil Only Ground Water Drinking Water

STATUS (Date indicates when case moved into status)

No Action Taken Date _____
 Leak Being Confirmed Date _____
 Preliminary Site Assessment Workplan Submitted Date _____
 Preliminary Site Assessment Underway Date _____
 Pollution Characterization Date _____
 Remediation Plan Date _____
 Remedial Action Underway Date _____
 Post Remedial Action Monitoring Date _____
 Case Referred to Regional Board Date _____
 Case Referred to Dept. of Health Services Date _____
 Case Closed Date _____

REMEDIAL ACTIONS

None taken

COMMENTS

In January 1990, a preliminary environmental site assessment report was submitted to the regulatory agencies summarizing the results of soil sampling from 5 borings at the site, prior to ARCO's planned tank removal activities. ARCO plans to replace the UST's at the site in 1991 and perform an investigation of the extent of hydrocarbon impacted soil during and after tank replacement activities are complete.

Please refer to the attached page for a listing of previously submitted reports which document site history.

RESPONSIBLE PARTY IDENTIFICATION (Only if newly discovered or changed)

Name _____
Contact _____ Phone () _____
Address _____
Street Number Street
City State ZIP Code

REPORT

Limited Environmental Site Assessment
AGS 69036-1

DATE

1/24/1990

CONSULTANT

Applied
GeoSystems