

MOSES LEBOVITS
DEBORAH A. DAVID
KRISTAL M. BOWMAN

LAW OFFICES
LEBOVITS & DAVID
A PROFESSIONAL CORPORATION
1880 CENTURY PARK EAST
SUITE 900
LOS ANGELES, CALIFORNIA 90067
TELEPHONE (310) 277-0200
TELEFAX (310) 552-1028

ENVIRONMENTAL
PROTECTION

00 MAR 17 PM 3:31

OF COUNSEL
NED GOOD

March 15, 2000

Barney M. Chan
Alameda County Health Care Services Agency
1131 Harbor Bay Parkway, Suite 250
Alameda, California 94502-6577


Re: David v. Standard Oil, et al.

Dear Mr. Chan:

Enclosed for your review please find the recent report from BSK regarding the above address.

Thank you.

Very truly yours,



JWANNA HARROLD
Assistant to Deborah A. David

/jlh
Enclosure
cc: Larry David



1181 Quarry Lane, Building 300
Pleasanton, CA 94566
(925) 462-4000 • FAX (925) 462-6283

March 13, 2000

BSK Job No. 04-40-0228

REC'D MAR 15 2000

Ms. Deborah David
c/o Lebovits and David
1880 Century Park East, Suite 900
Los Angeles, California 90067

Subject: Report
Groundwater Sampling and Analysis
106-110 Hegenberger Road
Oakland, California
STID No. 4240

Dear Ms. David:

In response to your request and the letter sent to you from Barney Chan of Alameda County Department of Environmental Health (ACDEH) dated January 24, 2000, BSK & Associates is pleased to present this Report for the well sampling and analysis of groundwater located at 106-110 Hegenberger Road in Oakland, California. The work was performed in accordance with BSK Proposal 04-40-0228, dated March 10, 2000. The site and well locations are shown on Figure 1, Vicinity Map and Figure 2, Site Plan, respectively.

Field Work

Groundwater sampling of the two wells was performed on February 24, 2000. Prior to sampling, the wells were purged of at least four well volumes with an electric submersible pump. Water temperature, pH and Conductivity were measured after removal of one well volume. The purge water was placed in a 55 gallon drum which was stored at the site subsequent to sampling.

Prior to purging, the depth to water in each well was measured using a Solinst electric sounding tape. Each well was subsequently examined for floating and sinking immiscible product layers and for sheen and odor, using a clean acrylic bailer having dual check valves for point source sampling. The Well Field Logs are presented on Figures 2 and 3.

The samples were obtained through the submersible pump utilizing 0.45 micron field filters. The samples were labeled, refrigerated and packaged for shipping to our State-certified analytical laboratory for chemical analysis.

Equipment used during purging and sampling activities were cleaned by non-phosphate detergent wash, and rinsed prior to usage at each well location.

Chemical Analysis

As requested by Barney Chan of ACDEH samples from each well were analyzed for cadmium, chromium, lead, nickel and zinc by EPA Method 200.7.

Chemical Test Results

A summary of the results of the analyses of the groundwater samples is presented in Table 1 below.

| TABLE 1 SUMMARY OF CHEMICAL TEST RESULTS All units in mg/l (ppm), unless otherwise indicated | | | | | |
|--|--------------|----------|------|--------|------|
| WELL DESIGNATION | CONSTITUENTS | | | | |
| | Cadmium | Chromium | Lead | Nickel | Zinc |
| Detection Limit | 0.02 | 0.1 | 0.05 | 0.1 | 0.1 |
| MW-2 | ND | ND | ND | ND | ND |
| MW-3 | ND | ND | ND | ND | ND |

ND = None Detected

Findings

As indicated in Table 1 above, the constituents analyzed for were not present at detectable concentrations in the groundwater samples during this monitoring round.

The laboratory data sheets and chain-of-custody documentation are presented in Appendix A.

Report Distribution

Copies of this report should be submitted to Barney Chan of ACDEH. An extra copy of this report has been provided for submittal to ACDEH.

Limitations

The findings and conclusions presented in this report are based on field review and observations, and from the limited testing program described herein. This report has been prepared in accordance with generally accepted methodologies and standards of practice in the area. No other warranties, expressed or implied, are made as to the findings included in the report.

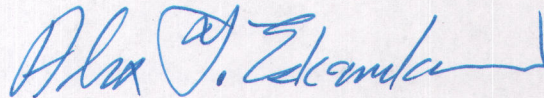
The findings of this report are valid as of the present. The passage of time, natural processes or human intervention on the property or adjacent property can cause changed conditions which can invalidate the findings presented in this report.

BSK & Associates is pleased to have been of service to you on this project. If you have questions concerning the contents of this report, please do not hesitate to contact us.

Respectfully submitted,
BSK & Associates



Martin B. Cline, C.E.G.
Project Geologist
C.E.G. #2084



Alex Y. Eskandari, P.E.
Project Manager
C.E. #038101, R.E.A. #01528

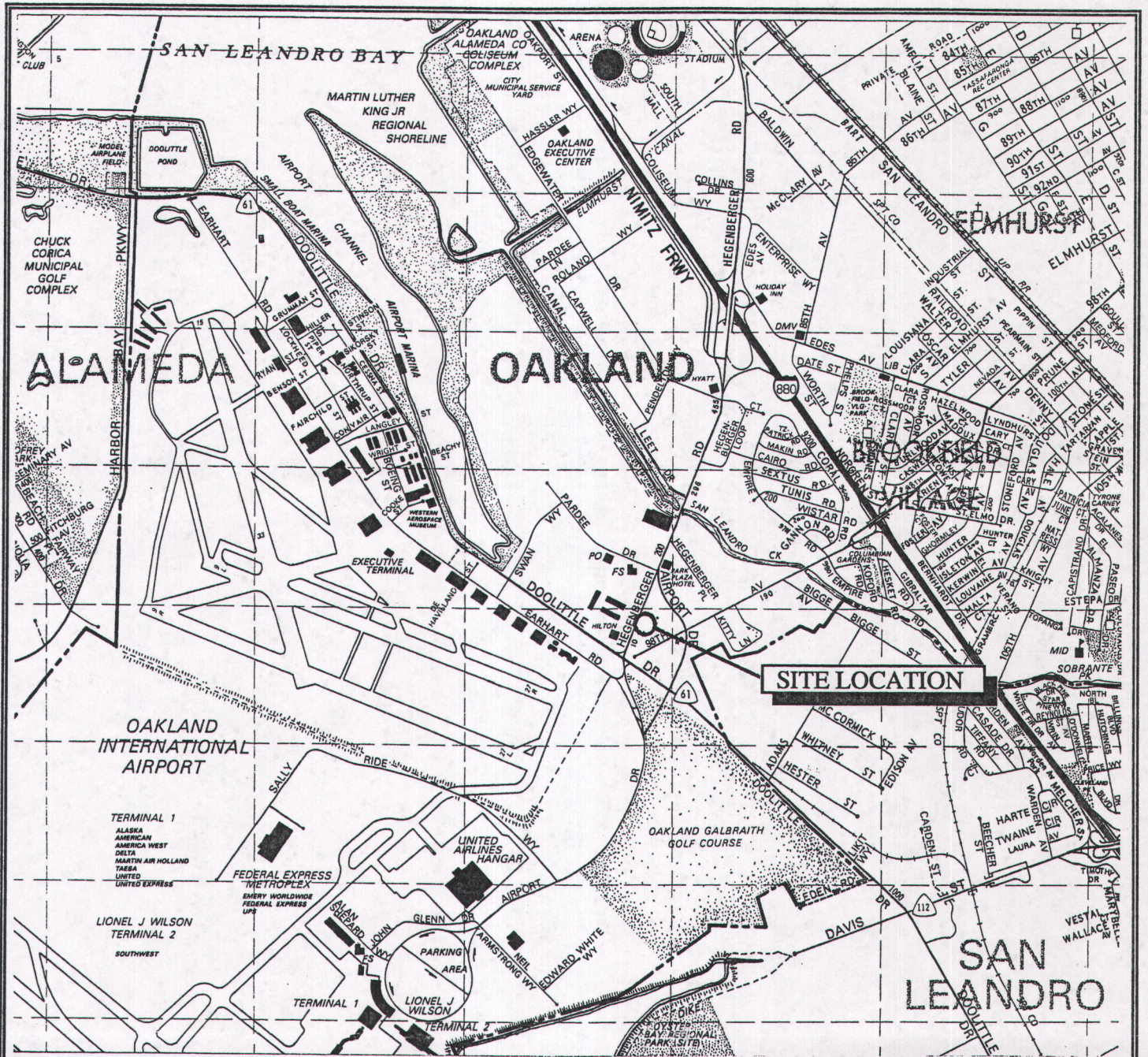
AYE/MC

(G:\DOCUMENT\ENV\Projects\DAVID\water_samp_rep.wpd)

Distribution: Deborah David (3 copies)

Attachments:

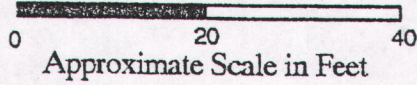
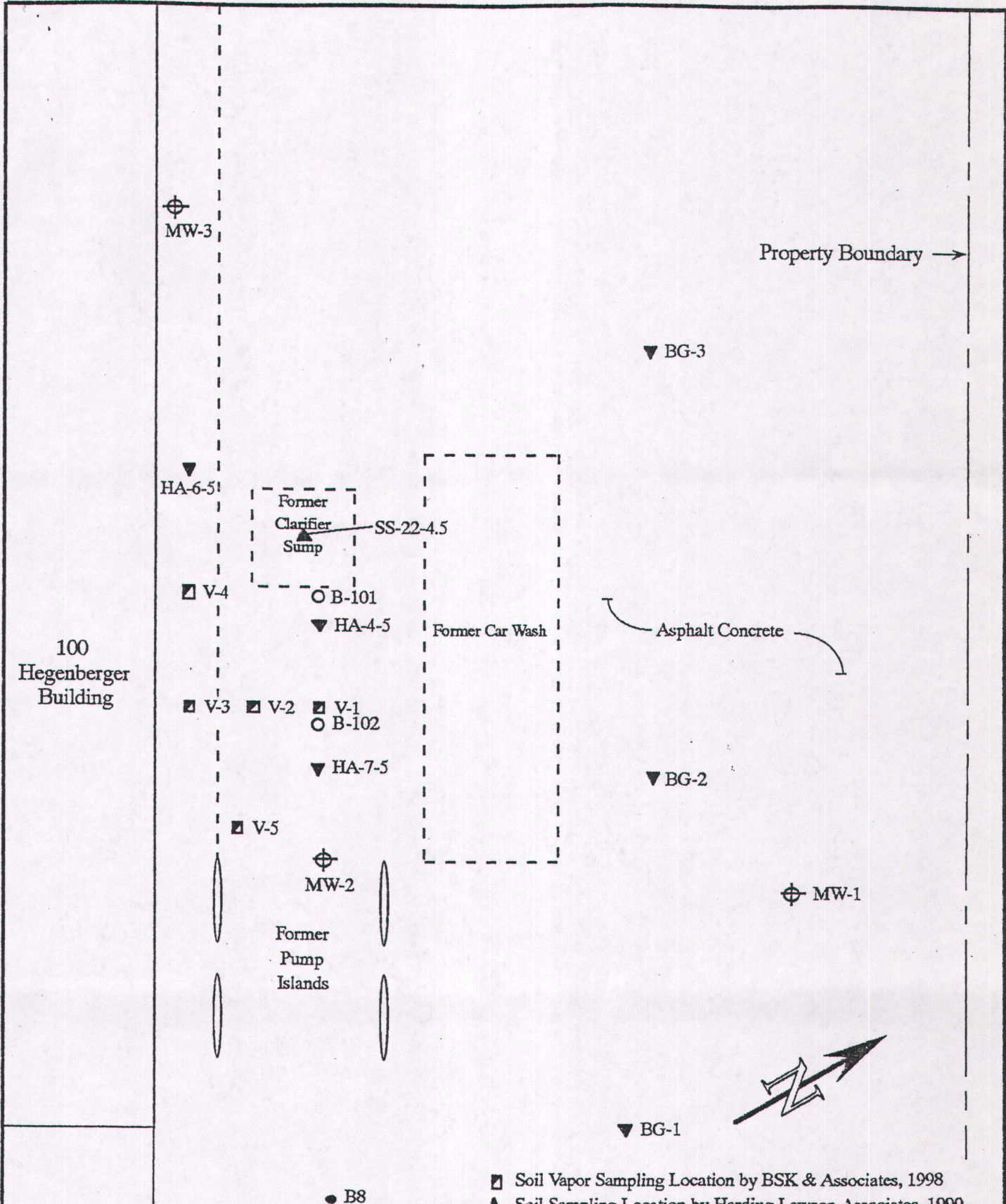
| | |
|-----------------|---|
| FIGURE 1 | Vicinity Map |
| FIGURE 2 | Site Plan |
| FIGURES 3 and 4 | Well Field Logs |
| APPENDIX A | Laboratory Test Data Sheets And Chain-Of-Custody Document |



David Property
 106/110 Hegenberger Road
 Oakland, California

BSK Job No. 04400228
 VICINITY MAP
 FIGURE 1

BSK
 & ASSOCIATES



After Dugan Associates 1994

- Soil Vapor Sampling Location by BSK & Associates, 1998
- ▲ Soil Sampling Location by Harding Lawson Associates, 1990
- ▼ Soil Sampling Location by West Coast Environment, 1991
- Soil Sampling Location by Dugan Associates, 1994
- Soil Sampling Location by BSK & Associates, 1997
- ⊕ Groundwater Monitoring Location by Dugan Associates, 1994

David Property
106/110 Hegenberger Road
Oakland, California

BSK Job No. 04400228
SITE PLAN
FIGURE: 2



WELL FIELD LOG

Project Name/Location: David Property, Oakland, CA

Job No.: 04400228

Personnel: MBC

Date: 2/24/00

Weather: Cloudy, Cool

FIGURE 3

WELL INFORMATION

| | | | |
|---------------------------------|-------------------------------|--------------|------------------|
| Well Number | MW-2 | Date Purged | 2/24/00 |
| Depth to Water - feet(TOC) | 7.75 | Purge Method | Submersible Pump |
| Well Depth (feet) | 22 | | |
| Water Volume (gallons) | 2.4 | Purge Begin | 11:28 |
| Reference Elevation - feet(TOC) | 10.19 | Purge End | 11:50 |
| Groundwater Elevation (feet) | 2.44 | Purge Rate | 0.5 gpm |
| Measurement Technique | Solinst Electric Well Sounder | | |

IMMISCIBLE LAYERS

| | |
|--------------------|------------------------|
| Top: | None Observed, No Odor |
| Bottom: | None Observed, No Odor |
| Detection Method: | Visual, Olfactory |
| Collection Method: | Clear Acrylic Bailer |

MEASURED PARAMETERS

| TIME | VOLUME REMOVED (gallons) | ELECTRICAL CONDUCTIVITY (uS/cm) ⁽¹⁾ | pH | TEMP. (F°) | REMARKS |
|-------|--------------------------|--|------|------------|-----------------|
| 11:30 | 2.5 | 15890 | 6.34 | 58.8 | |
| 11:33 | 5.0 | 16630 | 6.83 | 61.5 | Well Pumped Dry |
| 11:43 | 7.5 | 16180 | 7.01 | 59.6 | Slow Pumping |
| 11:50 | 10.5 | 16640 | 7.10 | 61.3 | |

SAMPLE COLLECTION DATA

| TIME | ANALYSIS | AMOUNT/CONTAINER USED | SAMPLE INTERVAL |
|---|--|----------------------------|-----------------|
| 12:35 | cadmium, chromium, lead, nickel and zinc | 16 oz. Poly Field Filtered | 11' |
| SAMPLING EQUIPMENT: Through pump with 0.45 micron filter | | | |

MISCELLANEOUS DATA

| | |
|--------------------|------------------------|
| DRUMS FILLED/USED: | 55-gallon DOT E/H Drum |
| SAMPLE STORAGE: | Cooler with blue ice |

(1)-MicroSiemen/cm

WELL FIELD LOG

Project Name/Location: David Property, Oakland, CA

Job No.: 04400228

Personnel: MBC

Date: 2/24/00

Weather: Cloudy, Cool

FIGURE 4

WELL INFORMATION

| | | | |
|---------------------------------|-------------------------------|--------------|------------------|
| Well Number | MW-3 | Date Purged | 2/24/00 |
| Depth to Water - feet(TOC) | 6.23 | Purge Method | Submersible Pump |
| Well Depth (feet) | 29.5 | | |
| Water Volume (gallons) | 3.6 | Purge Begin | 12:50 |
| Reference Elevation - feet(TOC) | 9.58 | Purge End | 12:57 |
| Groundwater Elevation (feet) | 3.35 | Purge Rate | 2.0 gpm |
| Measurement Technique | Solinst Electric Well Sounder | | |

IMMISCIBLE LAYERS

| | |
|--------------------|------------------------|
| Top: | None Observed, No Odor |
| Bottom: | None Observed, No Odor |
| Detection Method: | Visual, Olfactory |
| Collection Method: | Clear Acrylic Bailer |

MEASURED PARAMETERS

| TIME | VOLUME REMOVED (gallons) | ELECTRICAL CONDUCTIVITY (uS/cm) ⁽¹⁾ | pH | TEMP. (F°) | REMARKS |
|-------|--------------------------|--|------|------------|---------|
| 12:52 | 3.5 | 4130 | 7.27 | 62.3 | |
| 12:54 | 7.0 | 3910 | 7.30 | 61.1 | |
| 12:55 | 10.5 | 3290 | 7.20 | 63.8 | |
| 12:57 | 14.0 | 3250 | 7.16 | 63.9 | |
| | | | | | |

SAMPLE COLLECTION DATA

| TIME | ANALYSIS | AMOUNT/CONTAINER USED | SAMPLE INTERVAL |
|-------|--|----------------------------|-----------------|
| 13:00 | cadmium, chromium, lead, nickel and zinc | 16 oz. Poly Field Filtered | 8' |
| | | | |

SAMPLING EQUIPMENT: Through pump with 0.45 micron filter

MISCELLANEOUS DATA

| | |
|--------------------|------------------------|
| DRUMS FILLED/USED: | 55-gallon DOT E/H Drum |
| SAMPLE STORAGE: | Cooler with blue ice |

(1)-MicroSiemen/cm

APPENDIX A
Laboratory Test Data Sheets
Chain-Of-Custody Document

Marty Cline
BSK & Associates - Pleasanton
1181 Quarry Lane Suite 300
Pleasanton, CA 94566

Certificate of Analysis

Report Issue Date: 03/03/2000

BSK Submission #: 2000020912**BSK Sample ID #: 26735**

Project ID: 04400228

Project Desc: Deborah David

Submission Comments:

Sample Type: Liquid

Date Sampled: 02/24/2000

Sample Description: MW-2

Time Sampled: 1235

Sample Comments:

Date Received: 02/25/2000

Inorganics

| Analyte | Method | Result | Units | PQL | Dilution | DLR | Prep Date | Analysis Date |
|-----------------------|-----------|--------|-------|------|----------|------|------------|---------------|
| Cadmium (Cd) | EPA 200.7 | ND | mg/L | 0.02 | 1 | 0.02 | 02/29/2000 | 03/01/2000 |
| Chromium - Total (Cr) | EPA 200.7 | ND | mg/L | 0.1 | 1 | 0.1 | 02/29/2000 | 03/01/2000 |
| Lead (Pb) | EPA 200.7 | ND | mg/L | 0.05 | 1 | 0.05 | 02/29/2000 | 03/01/2000 |
| Nickel (Ni) | EPA 200.7 | ND | mg/L | 0.1 | 1 | 0.1 | 02/29/2000 | 03/01/2000 |
| Zinc (Zn) | EPA 200.7 | ND | mg/L | 0.1 | 1 | 0.1 | 02/29/2000 | 03/01/2000 |

mg/L: milligrams/liter (ppm)
mg/Kg: milligrams/kilogram (ppm)
µg/L: micrograms/liter (ppb)
µg/Kg: micrograms/kilogram (ppb)
%Rec: percent recovered (surrogates)

PQL: practical quantitation limit
DLR: detection limit for reporting
: POI. x Dilution
ND: none detected at DLR

H: analyzed outside of hold time
P: preliminary result
S: suspect result

Marty Cline
BSK & Associates - Pleasanton
1181 Quarry Lane Suite 300
Pleasanton, CA 94566

Certificate of Analysis

Report Issue Date: 03/03/2000

BSK Submission #: 2000020912**BSK Sample ID #: 26736**

Project ID: 04400228

Project Desc: Deborah David

Submission Comments:

Sample Type: Liquid

Date Sampled: 02/24/2000

Sample Description: MW-3

Time Sampled: 1300

Sample Comments:

Date Received: 02/25/2000

Inorganics

| Analyte | Method | Result | Units | PQL | Dilution | DLR | Prep Date | Analysis Date |
|-----------------------|-----------|--------|-------|------|----------|------|------------|---------------|
| Cadmium (Cd) | EPA 200.7 | ND | mg/L | 0.02 | 1 | 0.02 | 02/29/2000 | 03/01/2000 |
| Chromium - Total (Cr) | EPA 200.7 | ND | mg/L | 0.1 | 1 | 0.1 | 02/29/2000 | 03/01/2000 |
| Lead (Pb) | EPA 200.7 | ND | mg/L | 0.05 | 1 | 0.05 | 02/29/2000 | 03/01/2000 |
| Nickel (Ni) | EPA 200.7 | ND | mg/L | 0.1 | 1 | 0.1 | 02/29/2000 | 03/01/2000 |
| Zinc (Zn) | EPA 200.7 | ND | mg/L | 0.1 | 1 | 0.1 | 02/29/2000 | 03/01/2000 |

mg/L: milligrams/liter (ppm)
mg/Kg: milligrams/kilogram (ppm)
µg/L: micrograms/liter (ppb)
µg/Kg: micrograms/kilogram (ppb)
%Rec: percent recovered (surrogates)

PQL: practical quantitation limit
DLR: detection limit for reporting
: PQL x Dilution
ND: none detected at DLR

H: analyzed outside of hold time
P: preliminary result
S: suspect result

Shaded areas for LAB use only

Environmental Services

| | | |
|--|---|----------|
| Client Name <i>Deborah David</i> | Report Attention: <i>Martin Cline</i> | Phone # |
| Address <i>106-110 Heyenberger Rd</i> | Project, Quote or PO # <i>04400228</i> | FAX # |
| City, State, Zip <i>Oakland, CA C10 BSK-P</i> | Copy to: | System # |

| LAB use only | | | Date Sampled | Time Sampled | Sampled by: <i>M. Cline</i> | Sample Description/Location | Comment or Station Code | Cadmium | Chromium | Lead | Nickel | Zinc |
|--------------|----------|----------|----------------|--------------|--------------------------------|-----------------------------|-------------------------|---------|----------|------|--------|------|
| Sample # | Type | # Cont. | | | | | | | | | | |
| <i>1</i> | <i>L</i> | <i>1</i> | <i>2/24/00</i> | <i>12:35</i> | <i>M. Cline</i> | <i>MW-2</i> | <i>26735</i> | X | X | X | X | X |
| <i>2</i> | <i>L</i> | <i>1</i> | <i>2/24/00</i> | <i>13:00</i> | <i>M. Cline</i> | <i>MW-3</i> | <i>26736</i> | X | X | X | X | X |
| | | | | | | | | | | | | |
| | | | | | | | | | | | | |
| | | | | | | | | | | | | |
| | | | | | | | | | | | | |
| | | | | | | | | | | | | |
| | | | | | | | | | | | | |
| | | | | | | | | | | | | |
| | | | | | | | | | | | | |
| | | | | | | | | | | | | |
| | | | | | | | | | | | | |
| | | | | | | | | | | | | |
| | | | | | | | | | | | | |
| | | | | | | | | | | | | |
| | | | | | | | | | | | | |
| | | | | | | | | | | | | |
| | | | | | | | | | | | | |
| | | | | | | | | | | | | |

Matrix Type: L - Liquid S - Solid G - Gas
Type of Hazards Associated with Samples:

Additional Services:
Rush Priority: - 2 Day - 5 Day
 - Formal Chain of Custody - QC Data package

Additional Services Authorized by:

Payment Received with Delivery
Date: _____ Amount: \$ _____
Check # _____ Initials _____
Receipt # _____

(Signature)

| Signature | Print Name | Company | Date | Time |
|-----------------|---------------------|----------------|----------------|-----------------|
| <i>M. Cline</i> | <i>Martin Cline</i> | <i>BSK-P</i> | <i>2/24/00</i> | <i>14:30</i> |
| | | | | |
| | | | | |
| | | | | |
| <i>Tou Yang</i> | <i>Tou Yang</i> | <i>Bsk-Lab</i> | <i>2/25/00</i> | <i>10:15 AM</i> |