



May 7, 2006

SEMI-ANNUAL GROUNDWATER MONITORING REPORT
MARCH 2006 GROUNDWATER SAMPLING

at
Kozel Property
1001 42nd Street
Oakland, California

Alameda County
MAY 11 2006
Environmental Health

Submitted by:
AQUA SCIENCE ENGINEERS, INC.
208 W. El Pintado
Danville, CA 94526
(925) 820-9391

1.0 INTRODUCTION

This report presents the methods and findings of Aqua Science Engineers, Inc. (ASE's) semi-annual groundwater monitoring at the Kozel Property located at 1001 42nd Street in Oakland, California (Figures 1 and 2). Part of the site is also located in Emeryville, California as the city limit runs through the subject property.

2.0 GROUNDWATER FLOW DIRECTION AND GRADIENT

On March 2, 2006, ASE measured the depth to water in monitoring wells MW-B2, MW-B3, MW-B4 and BES-1 using an electric water level sounder. Monitoring well MW-B1 had been recently covered with a new concrete sidewalk installed by the developer of the property to the south as a part of that site's development as a residential community. The surface of the groundwater was also checked for the presence of free-floating hydrocarbons or sheen using an interface probe and product thickness bailer. Monitoring well BES-1 contained 0.10 feet of free-floating hydrocarbons. Groundwater elevation data is presented in Table One. Recent monitoring events have been scheduled to coincide with sampling conducted by Clayton Environmental at the adjacent Former Dunne Paints site; however, Clayton has recommended case closure for the site and therefore has discontinued groundwater monitoring. Historical elevation data from Clayton Environmental for Former Dunne Paints is also included in the Table One.

A groundwater elevation (potentiometric surface) contour map is presented as Figure 2. The groundwater flow direction at the site is generally to the southwest with an approximate gradient of 0.03 feet/foot.

3.0 MONITORING WELL SAMPLING

On March 2, 2006, ASE collected groundwater samples from monitoring wells MW-B2, MW-B3, and MW-B4 for analysis. Monitoring well MW-B1 was not sampled because it was beneath new concrete, and BES-1 was not sampled due to the presence of free-floating hydrocarbons.

Prior to sampling, the wells were purged of three well casing volumes of groundwater using disposable polyethylene bailers. The pH, temperature, and conductivity of the purge water were monitored during evacuation, and samples were not collected until these parameters stabilized. Samples were collected from each well using the same bailers. The groundwater samples to be analyzed for volatile compounds were decanted from the bottom of the bailers using low flow emptying devices into 40-ml volatile organic analysis (VOA) vials, preserved with hydrochloric acid, and sealed without headspace. The remaining samples were decanted into 1-liter amber glass bottles. All of the samples were labeled and stored on ice for transport to Severn Trent Laboratories (STL San Francisco) of Pleasanton, California (CA DHS ELAP# 2496) under appropriate chain of custody documentation.

Well sampling purge water was contained in a sealed and labeled 55-gallon steel drum for temporary storage until off-site disposal can be arranged. See Appendix A for copies of the well sampling field logs.

4.0 ANALYTICAL RESULTS FOR GROUNDWATER

All groundwater samples were analyzed by STL San Francisco for total petroleum hydrocarbons as mineral spirits (TPH-MS) by modified EPA Method 8015M with silica gel cleanup, and volatile organic compounds (VOCs) by EPA Method 8260B. The analytical results are tabulated in Table Two, and a copy of the certified analytical report and chain of custody form are included in Appendix B.

4.1 Mineral Spirit Results

- The groundwater sample collected from monitoring well MW-B2 contained 9,200 parts per billion (ppb) TPH-MS. This is an increase from the previous sampling, but is still consistent with previous results. The groundwater sample collected from monitoring well MW-B4 contained 2,300 ppb TPH-MS, which is a slight decrease from the previous sampling. No TPH-MS was detected in the groundwater sample collected from MW-B3.

4.2 VOC Results

- The groundwater sample collected from monitoring well MW-B2 contained 1.8 ppb tert-butylbenzene. This is a decrease from the last sampling. No other VOCs were detected in the groundwater sample from monitoring well MW-B2.
- No VOCs were detected in the groundwater sample from monitoring well MW-B3. This is a decrease from the previous sampling.
- The groundwater sample collected from monitoring well MW-B4 contained 3.5 ppb tert-butylbenzene and 0.86 ppb vinyl chloride. These concentrations are lower than the previous sampling. No other VOCs were detected in the groundwater sample from monitoring well MW-B4.

5.0 CONCLUSIONS

Monitoring BES-1 contained a measurable thickness of free-floating hydrocarbons this quarter, which is consistent with previous findings. The free-floating hydrocarbons were bailed from the well and contained in a drum on-site. There was an increase in the TPH-MS concentration in MW-B2, although the results are consistent with historical results. The TPH-MS concentration in MW-B4 decreased slightly this quarter. No TPH-MS was detected in monitoring well MW-B3 during this sampling period. All of the VOC concentrations detected during this sampling were lower than concentrations detected during the previous sampling. None of the VOC concentrations in any of the groundwater samples analyzed exceeded California Regional

Water Quality Control Board, San Francisco Bay Region (RWQCB) environmental screening levels (ESLs) for sites where groundwater is not a current or potential source of drinking water.

6.0 RECOMMENDATIONS

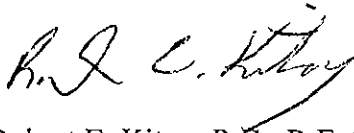
The property is currently in the process of being sold. Once the details of the sale are completed, a remedial action plan will be prepared for the site. ASE recommends continued groundwater monitoring at the site on a semi-annual basis. The next groundwater monitoring event is scheduled for September 2006.

7.0 REPORT LIMITATIONS


The results presented in this report represent conditions at the time of the groundwater sampling, at the specific locations where the samples were collected, and for the specific parameters analyzed by the laboratory. It does not fully characterize the site for contamination resulting from unknown sources, or for parameters not analyzed by the laboratory. All of the laboratory work cited in this report was prepared under the direction of an independent CAL-DHS certified laboratory. The independent laboratory is solely responsible for the contents and conclusions of the chemical analysis data.

Aqua Science Engineers appreciates the opportunity to assist the Edward R. and Elizabeth A. Kozel Charitable Remainder Trust with its environmental needs. Should you have any questions or comments, please feel free to call us at (925) 820-9391.

Respectfully submitted,
AQUA SCIENCE ENGINEERS, INC.



Robert E. Kitay, P.G., R.E.A.
Senior Geologist



Attachments: Figures 1 and 2
Tables One and Two
Appendices A and B

cc: Mr. Edward Kozel, Edward R. and Elizabeth A. Kozel Charitable Remainder Trust, 20 Oak Knoll Drive, Healdsburg, CA 95448-3108

Mr. Thomas Trapp, Barg, Coffin, Lewis & Trapp, LLP, One Market, Steuart Tower, Suite 2700, San Francisco, CA 94105-1475


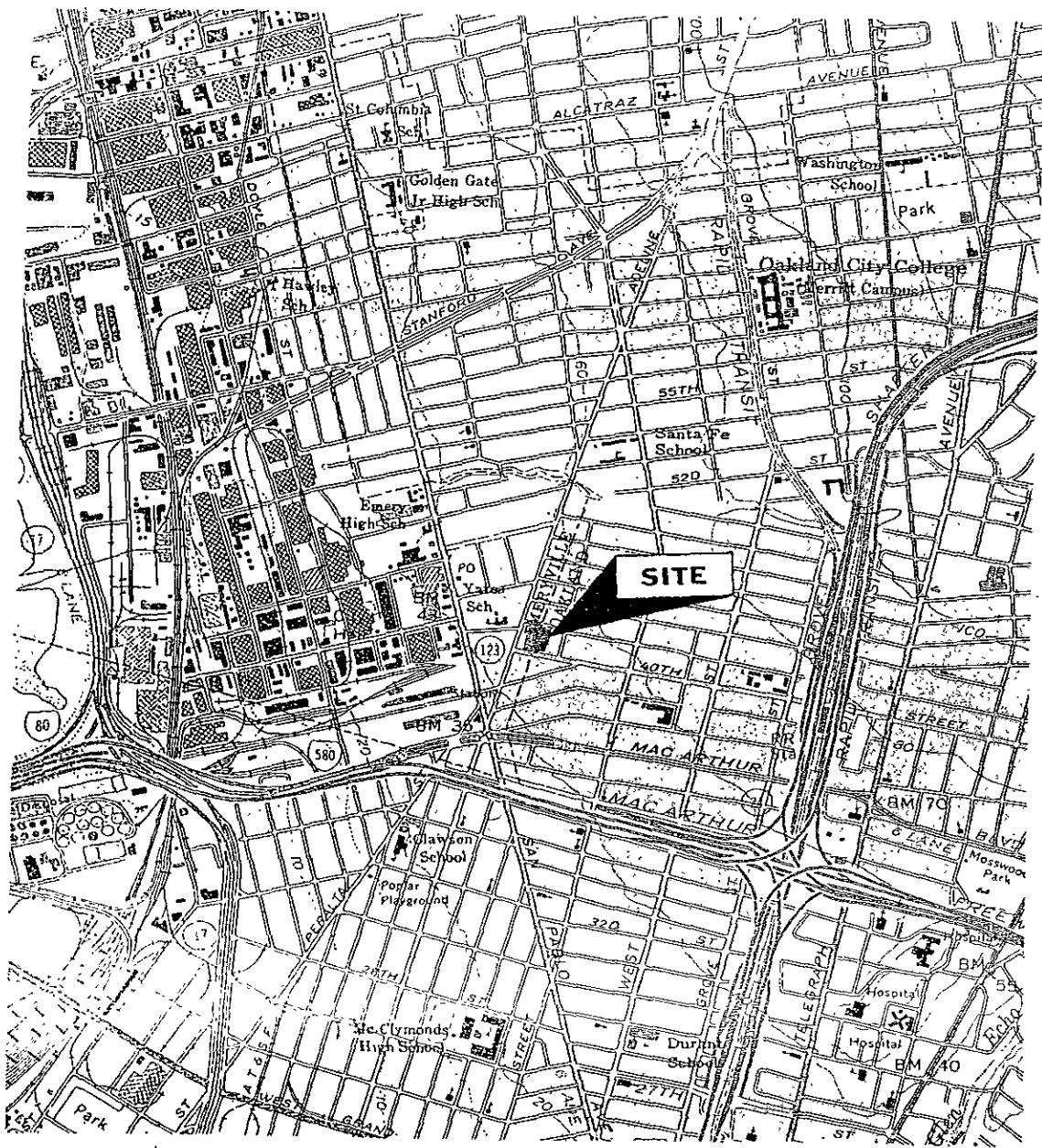
Mr. Kyle Fisher, Friedmann Goldberg, LLP, 420 Aviation Boulevard, Suite 201, Santa Rosa, CA 95403

Mr. John McManus, Cushman and Wakefield, 1111 Broadway, Suite 1600, Oakland, CA 94607

Mr. Barney Chan, Alameda County Health Care Services Agency, 1131 Harbor Bay Parkway, Suite 250, Alameda, CA 94502

Ms. Betty Graham, California Regional Water Quality Control Board, San Francisco Bay Region, 1515 Clay Street, Suite 1400, Oakland, CA 94612

FIGURES



NORTH

SITE LOCATION MAP

Kozel Property
 1001 42nd Street
 Oakland, California

AQUA SCIENCE ENGINEERS, INC.

FIGURE 1

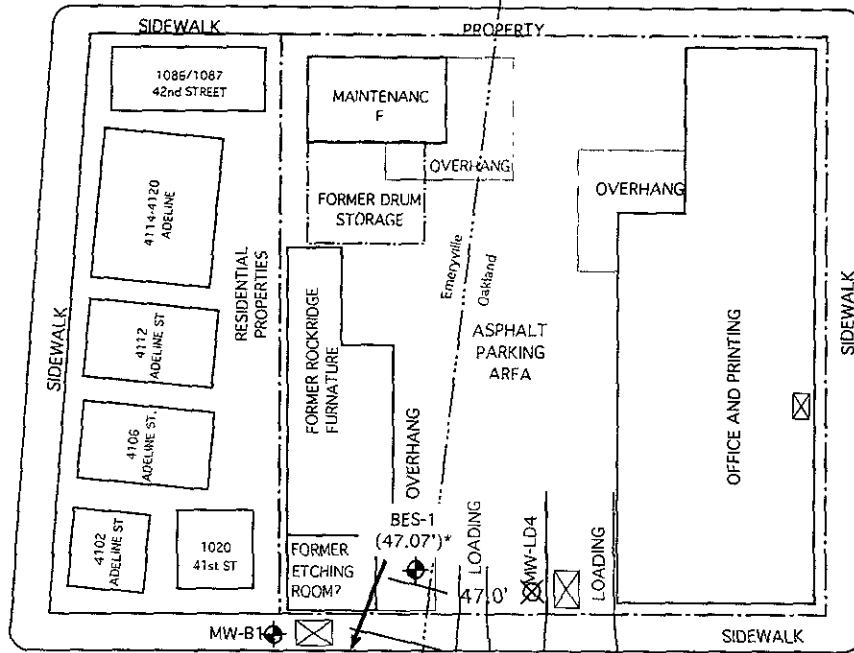
42nd STREET

ADELINE STREET

LINDEN STREET



NORTH



LEGEND

- FORMER UST
- MW-B2 (45.50') KOZEL PROPERTY MONITORING WELL WITH GROUNDWATER ELEVATION
- MW-D1 DUNNE PAINTS MONITORING WELL
- MW-LD4 DESTROYED MONITORING WELL
- POTENTIOMETRIC SURFACE CONTOUR
- ESTIMATED GROUNDWATER FLOW DIRECTION
- GROUNDWATER ELEVATION ADJUSTED FOR THICKNESS OF FREE-FLOATING HYDROCARBONS

41st STREET

POTENTIOMETRIC SURFACE CONTOUR MAP - 03/02/06

Kozel Property
1001 42nd Street
Oakland, California

Aqua Science Engineers, Inc.

Figure 2

CW-2

CW-1

MW-D1

MW-D2

MW-B3 (44.06')

MW-B1 (well covered by new sidewalk)

MW-B4 (45.27')

MW-B2 (45.52')

BES-1 (47.07')

MW-LD4

TABLES

TABLE ONE
 Groundwater Elevation Data
 Kozel Property
 1001 42nd Street, Oakland, CA 94608

Well ID	Date of Measurement	Top of Casing Elevation (msl)	Depth to Water (feet)	Depth to Product (feet)	Groundwater Elevation (msl)
---------	---------------------	-------------------------------	-----------------------	-------------------------	-----------------------------

Former ONE Facility

MW-B1	6/10/93	49.92	6.14		43.78	
	7/8/93		6.64		43.28	
	8/24/93		6.69		43.23	
	9/29/93		8.46		41.46	
	10/20/93		6.69		43.23	
	11/23/93		6.65		43.27	
	12/10/98		---		---	
	12/14/99		---		---	
	6/15/04		6.00	5.85	44.04*	
	9/14/04		6.18	6.14	43.77*	
	12/16/04		5.14	5.12	44.80*	
	3/30/05		3.54	3.50	46.41*	
	6/27/05		Well covered with new concrete sidewalk			
	3/2/06		Well covered with new concrete sidewalk			

MW-B2	6/10/93	50.77	6.75		44.02
	7/8/93		6.91		43.86
	8/24/93		7.22		43.55
	9/29/93		8.80		41.97
	10/20/93		7.25		43.52
	11/23/93		7.26		43.51
	12/10/98		6.43		44.34
	12/14/99		6.50		44.27
	6/15/04		6.40		44.37
	9/14/04		6.56		44.21
	12/16/04		5.88		44.89
	3/30/05		5.27		45.50
	6/27/05		5.99		44.78
	3/2/06		5.25		45.52

TABLE ONE
 Groundwater Elevation Data
 Kozel Property
 1001 42nd Street, Oakland, CA 94608

Well ID	Date of Measurement	Top of Casing Elevation (msl)	Depth to Water (feet)	Depth to Product (feet)	Groundwater Elevation (msl)
MW-B3	6/10/93	49.02	6.85		42.17
	7/8/93		6.05		42.97
	8/24/93		6.21		42.81
	9/29/93		7.74		41.28
	10/20/93		6.24		42.78
	11/23/93		6.18		42.84
	12/10/98		4.94		44.08
	12/14/99		5.08		43.94
	6/15/04		5.43		43.59
	9/14/04		5.63		43.39
	12/16/04		4.67		44.35
	3/30/05		3.92		45.10
	6/27/05		4.91		44.11
3/2/06	4.96		44.06		
MW-B4	6/10/93	49.74	6.00		43.74
	7/8/93		6.14		43.60
	8/24/93		6.34		43.40
	9/29/93		7.97		41.77
	10/20/93		6.11		43.63
	11/23/93		6.38		43.36
	12/10/98		6.20		43.54
	12/14/99		6.05		43.69
	6/15/04		5.58	sheen	44.16
	9/14/04		5.95		43.79
	12/16/04		5.24		44.50
	3/30/05		4.42		45.32
	6/27/05		5.24		44.50
3/2/06	4.47		45.27		
MW-LD4	6/10/93	51.51	6.98		44.53
	7/8/93		7.18		44.33
	8/24/93		7.31		44.20
	9/29/93		7.43		44.08
	10/20/93		7.37		44.14
	11/23/93		7.32		44.19
	12/10/98		6.14		45.37
	12/14/99		6.52		44.99
6/15/04		Well Abandoned			

TABLE ONE
 Groundwater Elevation Data
 Kozei Property
 1001 42nd Street, Oakland, CA 94608

Well ID	Date of Measurement	Top of Casing Elevation (msl)	Depth to Water (feet)	Depth to Product (feet)	Groundwater Elevation (msl)
BES-1	12/10/98	Not surveyed	10.18		---
	12/14/99		10.98		---
	6/15/04		9.95	9.94	---
	9/14/04	54.27	10.28	10.21	---
	12/16/04		7.94	7.92	46.35*
	3/30/05		7.15	7.12	47.14*
	6/27/05		9.1	9.12	45.19*
	3/2/06		7.28	7.18	47.07*
Former Dunne Paints					
MW-D1	6/10/93	50.56	5.29		45.27
	7/8/93		5.67		44.89
	8/24/93		6.01		44.55
	9/29/93		7.69		42.87
	10/20/93		6.20		44.36
	11/23/93		6.08		44.48
	12/14/99		4.60		45.96
	11/12/03	49.32	5.98		43.34
	3/12/03		5.97		43.35
	6/15/04		6.07		43.25
	9/14/04		5.86		43.46
MW-D2	6/10/93	50.56	6.25		44.31
	7/8/93		6.37		44.19
	8/24/93		6.47		44.09
	9/29/93		7.96		42.60
	10/20/93		6.48		44.08
	11/23/93		6.44		44.12
	12/10/98		5.68		44.88
	12/14/99	5.80		44.76	
	11/12/03	50.52	9.52		41.00
	3/12/03		8.94		41.58
	6/15/04		5.89		44.63
9/14/04	6.01			44.51	
CW-1	11/12/03	47.55	8.93		38.62
	3/12/03		6.85		40.70
	6/15/04		7.85		39.70
	9/14/04		8.38		39.17
CW-2	11/12/03	47.59	9.25		38.34
	3/12/03		7.22		40.37
	6/15/04		8.40		39.19
	9/14/04		8.98		38.61

TABLE ONE
 Groundwater Elevation Data
 Kozel Property
 1001 42nd Street, Oakland, CA 94608

Well ID	Date of Measurement	Top of Casing Elevation (msl)	Depth to Water (feet)	Depth to Product (feet)	Groundwater Elevation (msl)
CW-3	11/12/03	46.39	8.30		38.09
	3/12/03		6.04		40.35
	6/15/04		7.74		38.65
	9/14/04		8.65		37.74

NOTES:

* = Groundwater elevation adjusted for free-floating hydrocarbons by the equation:
 Adjusted groundwater elevation = Top of of casing elevation - depth to groundwater + (0.8 x free-floating hydrocarbon thickness)

Current data is in **bold**.

TABLE TWO

Summary of Analytical Results for **GROUNDWATER** Samples
 Kozel Property (Former O.N.E. Color Communications)
 And Former Dunne Quality Paints
 1001 42nd Street, Oakland, CA 94608
 All results are in **parts per billion (ppb)**

Well ID & Dates Sampled	Mineral Spirits	Other TPH (As Noted)	Toluene	Ethyl benzene	Total Xylenes	tert-Butyl benzene	sec-Butyl benzene	n-Butyl benzene	Vinyl chloride	1,1-Dichloro ethane	trans-1,2-Dichloro ethene	cis-1,2-Dichloro ethene	Other VOCs
Former O.N.E. Color Communications													
MW-B1													
9/30/1991	-	< 50 ^a ; 18,000 ^c ; 29,000 ^f	6	250	980	ND	ND	ND	ND	ND	ND	ND	5 (benzene)
6/10/1993	-	27,000 ^b ; 57,000 ^e	ND	ND	ND	ND	ND	ND	ND	ND	ND	ND	ND
9/29/1993	43,000	-	ND	ND	ND	ND	ND	ND	ND	ND	ND	ND	ND
5/28/2003	26,000	1,100,000 ^a ; 37,000 ^c	< 2.5	< 2.5	< 2.5	23	< 2.5	< 2.5	< 2.5	< 2.5	-	< 2.5	< 2.5 - < 25
6/15/2004						Not Sampled Due to Free Product							
9/14/2004						Not Sampled Due to Free Product							
12/16/2004						Not Sampled Due to Free Product							
3/30/2005						Not Sampled Due to Free Product (0.04-feet)							
6/27/2005						Not Sampled Due to New Concrete Sidewalk Poured Over Well							
3/2/2006						Not Sampled Due to New Concrete Sidewalk Poured Over Well							
MW-B2													
6/10/1993	-	3,800 ^b ; 1,400 ^d	ND	ND	ND	ND	ND	ND	ND	ND	ND	ND	ND
9/29/1993	290,000	-	ND	ND	ND	ND	ND	ND	ND	ND	ND	ND	ND
12/10/1998	150,000	1,000 ^a ; ND ^c ; 2,400 ^e ; < 1,00	ND	ND	ND	ND	ND	ND	ND	ND	ND	ND	ND
12/14/1999	630	-	-	-	-	-	-	-	-	-	-	-	-
5/28/2003	1,100	22,000 ^a ; 1,600 ^c	< 0.5	< 0.5	< 0.5	3.2	3.2	< 0.5	< 0.5	< 0.5	-	< 0.5	< 0.5 - < 5
6/15/2004	3,000	-	< 5.0	< 5.0	< 10	< 10	< 10	33	< 5.0	< 5.0	< 5.0	< 5.0	< 5.0 - < 500
9/14/2004	410	-	< 5.0	< 5.0	< 10	< 10	< 10	< 10	< 5.0	< 5.0	< 5.0	< 5.0	< 5.0 - < 500
12/16/2004	480	-	< 0.5	< 0.5	< 1.0	1.8	1.4	< 1.0	< 0.5	< 0.5	< 0.5	< 0.5	< 0.5 - < 50
3/30/2005	14,000	-	< 0.5	< 0.5	< 1.0	5.8	4.1	< 1.0	2.2	< 0.5	< 0.5	0.57	< 0.5 - < 50
6/27/2005	4,300	-	< 0.5	< 0.5	< 1.0	5.9	4.7	< 1.0	2.2	< 0.5	< 0.5	< 0.5	< 0.5 - < 50
3/2/2006	9,200	-	< 0.5	< 0.5	< 1.0	1.8	< 1.0	< 1.0	< 0.5	< 0.5	< 0.5	< 0.5	< 0.5 - < 50
MW-B3													
6/10/1993	-	1,700 ^b ; 510 ^d	ND	ND	ND	ND	ND	ND	ND	ND	ND	ND	ND
9/29/1993	2,400	-	ND	ND	ND	ND	ND	ND	ND	ND	ND	ND	ND
12/10/1998	120	ND ^a ; ND ^c ; 830 ^e ; ND ^g	ND	ND	ND	ND	ND	ND	ND	ND	ND	ND	ND
12/14/1999	< 50	-	-	-	-	-	-	-	-	-	-	-	-
5/28/2003	ND	ND ^a ; ND ^c	< 0.5	< 0.5	< 0.5	< 0.5	< 0.5	< 0.5	< 0.5	< 0.5	-	< 0.5	< 0.5 - < 5
6/15/2004	< 50	-	< 0.5	< 0.5	< 1.0	< 1.0	< 1.0	< 1.0	< 0.5	< 0.5	< 0.5	< 0.5	< 0.5 - < 50
9/14/2004	< 50	-	< 0.5	< 0.5	< 1.0	< 1.0	< 1.0	< 1.0	< 0.5	< 0.5	< 0.5	< 0.5	< 0.5 - < 50
12/16/2004	< 50	-	< 0.5	< 0.5	< 1.0	< 1.0	< 1.0	< 1.0	< 0.5	< 0.5	< 0.5	< 0.5	< 0.5 - < 50
3/30/2005	< 50	-	< 0.5	< 0.5	< 1.0	< 1.0	< 1.0	< 1.0	< 0.5	< 0.5	< 0.5	< 0.5	< 0.5 - < 50
6/27/2005	< 50	-	< 0.5	< 0.5	< 1.0	< 1.0	< 1.0	< 1.0	< 0.5	< 0.5	< 0.5	< 0.5	1,1,1-TCA @ 0.5 and TCE @
3/2/2006	< 50	-	< 0.5	< 0.5	< 1.0	< 1.0	< 1.0	< 1.0	< 0.5	< 0.5	< 0.5	< 0.5	3.4 < 0.5 - < 50

TABLE TWO
 Summary of Analytical Results for **GROUNDWATER** Samples
 Kozei Property (Former O.N.E. Color Communications)
 And Former Dunne Quality Paints
 1001 42nd Street, Oakland, CA 94608
 All results are in **parts per billion (ppb)**

Well ID & Dates Sampled	Mineral Spirits	Other TPH (As Noted)	Toluene	Ethyl benzene	Total Xylenes	tert-Butyl benzene	sec-Butyl benzene	n-Butyl benzene	Vinyl chloride	1,1-Dichloro ethane	trans-1,2-Dichloro ethene	cis-1,2-Dichloro ethene	Other VOCs
MW-B4													
6/10/1993	-	36,000 ^a ; 36,000 ^a	ND	ND	ND	ND	ND	ND	ND	ND	ND	ND	ND
9/29/1993	1,400	-	ND	ND	ND	ND	ND	ND	ND	ND	ND	ND	ND
12/10/1998	7,500	1,000 ^a ; ND ^c ; 2,700 ^a ; ND ^c	ND	ND	ND	ND	ND	ND	ND	ND	ND	ND	ND
12/14/1999	5,100	-	-	-	-	-	-	-	-	-	-	-	-
5/28/2003	990	7,000 ^a ; 14,000 ^c	< 0.5	< 0.5	< 0.5	2.8	< 0.5	< 0.5	1.8	< 0.5	-	< 0.5	< 0.5 - < 5
6/15/2004	1,300	-	< 5.0	< 5.0	< 10	< 10	< 10	< 10	< 5.0	< 5.0	< 5.0	< 5.0	< 5.0 - < 500
9/14/2004	400	-	< 5.0	< 5.0	< 10	< 10	< 10	< 10	< 5.0	< 5.0	< 5.0	< 5.0	< 5.0 - < 500
12/16/2004	450	-	< 1.0	< 1.0	< 2.0	4.6	< 2.0	< 2.0	< 1.0	< 1.0	< 1.0	< 1.0	< 1.0 - < 100
3/30/2005	3,000	-	< 0.5	< 0.5	< 1.0	6.5	2.0	< 1.0	1.3	< 0.5	< 0.5	< 0.5	< 0.5 - < 50
6/27/2005	2,800	-	< 0.5	< 0.5	< 1.0	7.1	3.0	< 1.0	1.9	< 0.5	< 0.5	< 0.5	< 0.5 - < 50
3/2/2006	2,300	-	< 0.5	< 0.5	< 1.0	3.5	< 1.0	< 1.0	0.86	< 0.5	< 0.5	< 0.5	< 0.5 - < 50
BES-1													
4/21/1994	12,000	18,000 ^a	ND	ND	ND	ND	ND	ND	ND	ND	ND	ND	ND
12/10/1998	78,000	< 1,000 ^a ; < 1,000 ^c	ND	ND	ND	ND	ND	ND	ND	ND	ND	ND	ND
12/14/1999	72,000	-	-	-	-	-	-	-	-	-	-	-	-
5/28/2003	60,000	19,000 ^a ; 84,000 ^c	< 0.5	< 0.5	< 0.5	4.4	< 0.5	< 0.5	20	1.5	2.1	17	< 0.5 - < 5
6/18/2003	120,000	NA	< 0.5	< 0.5	< 0.5	< 0.5	< 0.5	< 0.5	18	< 0.5	< 0.5	14	< 0.5 - < 5
6/15/2004	-	-	-	-	-	Not Sampled Due to Free Product							
9/14/2004	-	-	-	-	-	Not Sampled Due to Free Product							
12/16/2004	-	-	-	-	-	Not Sampled Due to Free Product							
3/30/2005	-	-	-	-	-	Not Sampled Due to Free Product (0.03-feet)							
6/27/2005	-	-	-	-	-	Not Sampled Due to Free Product (0.02-feet)							
3/2/2006	-	-	-	-	-	Not Sampled Due to Free Product (0.10-feet)							
MW-LD4													
9/30/1991	-	-	3.1	9.0	24	-	-	-	-	-	-	-	2.0 (benzene)
6/10/1993	-	21,000 ^a ; 1,100 ^a	ND	ND	ND	-	-	-	-	-	-	-	-
9/29/1993	700	-	ND	ND	ND	-	-	-	-	-	-	-	-
12/10/1998	130	170 ^a ; ND ^b ; 83 ^a ; ND ^c	ND	ND	ND	-	-	-	-	-	-	-	-
12/14/1999	440,000	-	-	-	-	-	-	-	-	-	-	-	-
1/13/2000*	630,000	-	-	-	-	-	-	-	-	-	-	-	-
6/15/2004	-	-	-	-	-	Abandoned							

TABLE TWO

Summary of Analytical Results for **GROUNDWATER** Samples
 Kozel Property (Former O.N.E. Color Communications)
 And Former Dunne Quality Paints
 1001 42nd Street, Oakland, CA 94608
 All results are in **parts per billion (ppb)**

Well ID & Dates Sampled	Mineral Spirits	Other TPH (As Noted)	Toluene	Ethyl benzene	Total Xylenes	tert-Butyl benzene	sec-Butyl benzene	n-Butyl benzene	Vinyl chloride	1,1-Dichloro ethane	trans-1,2-Dichloro ethene	cis-1,2-Dichloro ethene	Other VOCs
CW-3													
11/12/2003	< 50	-	< 5.0	< 5.0	< 5.0	< 5.0	< 5.0	< 5.0	< 10	< 5.0	< 5.0	< 5.0	5.1 (TCE)
3/12/2004	< 50	-	< 5.0	< 5.0	< 5.0	< 5.0	< 5.0	< 5.0	< 10	< 5.0	< 5.0	< 5.0	< 0.5 - < 50
6/17/2004	< 50	-	< 5.0	< 5.0	< 5.0	< 5.0	< 5.0	< 5.0	< 10	< 5.0	< 5.0	< 5.0	< 0.5 - < 50
9/14/2004	< 50	-	< 5.0	< 5.0	< 10	< 5.0	< 5.0	< 5.0	< 5.0	< 5.0	< 5.0	< 5.0	< 5.0 - < 50
ESL	NE	VARIES	130	290	13	NE	NE	NE	4.0	47	590	590	VARIES

Notes

Most recent concentrations are in **Bold**.

Non-detectable concentrations noted by the less than sign (<) followed by the laboratory reporting limit or "ND"

NA indicates the data is not available

"-" indicates not tested.

^a = TPH-d, ^b = TEPH (non-diesel); ^c = TPH-g; ^d = TPPH (non-gasoline), ^e = Kerosene

* indicates a grab sample

ESL = Environmental screening levels presented in the "Screening For Environmental Concerns at Sites With Contaminated Soil and Groundwater (July 2003)" document prepared by the California Regional Water Quality Control Board San Francisco Bay Region

NE indicates an ESL has not been established

APPENDIX A

Well Sampling Field Log

AQUA SCIENCE ENGINEERS

WELL SAMPLING FIELD LOG

PROJECT NAME	Kozel		
JOB NUMBER	3976	DATE OF SAMPLING	3/2/06
WELL ID.	BES-1	SAMPLER	dr
TOTAL DEPTH OF WELL		WELL DIAMETER	2
DEPTH TO WATER PRIOR TO PURGING	7.28		
PRODUCT THICKNESS	0.10		
DEPTH OF WELL CASING IN WATER			
NUMBER OF GALLONS PER WELL CASING VOLUME			
NUMBER OF WELL CASING VOLUMES TO BE REMOVE	3		
REQUIRED VOLUME OF GROUNDWATER TO BE PURGED PRIOR TO SAMPLING			
EQUIPMENT USED TO PURGE WELL	disposable bailer		
TIME EVACUATION STARTED	TIME EVACUATION COMPLETED		
TIME SAMPLES WERE COLLECTED			
DID WELL GO DRY	AFTER HOW MANY GALLONS		
VOLUME OF GROUNDWATER PURGED			
SAMPLING DEVICE	disposable bailer		
SAMPLE COLOR	ODOR/SEDIMENT		

CHEMICAL DATA

VOLUME PURGED	TEMPERATURE	PH	CONDUCTIVITY
1			
2			
3			

SAMPLES COLLECTED

NOT SAMPLED

SAMPLE	# OF CONTAINERS	SIZE AND TYPE OF CONTAINER	ANALYSIS	RESERVE
	5	40ml VOA	VOCs, Mineral Sprits	Y

AQUA SCIENCE ENGINEERS

WELL SAMPLING FIELD LOG

PROJECT NAME	Kozel		
JOB NUMBER	3976	DATE OF SAMPLING	3/2/06
WELL ID.	MW-B2	SAMPLER	dr
TOTAL DEPTH OF WELL	23.5	WELL DIAMETER	2
DEPTH TO WATER PRIOR TO PURGING	5.25		
PRODUCT THICKNESS	∅		
DEPTH OF WELL CASING IN WATER	18.25		
NUMBER OF GALLONS PER WELL CASING VOLUME	3.1		
NUMBER OF WELL CASING VOLUMES TO BE REMOVE	3		
REQUIRED VOLUME OF GROUNDWATER TO BE PURGED PRIOR TO SAMPLING	9.3		
EQUIPMENT USED TO PURGE WELL	disposable bailer		
TIME EVACUATION STARTED	1450	TIME EVACUATION COMPLETED	1517
TIME SAMPLES WERE COLLECTED	1518		
DID WELL GO DRY	no	AFTER HOW MANY GALLONS	n/a
VOLUME OF GROUNDWATER PURGED	9.3		
SAMPLING DEVICE	disposable bailer		
SAMPLE COLOR	clear	ODOR/SEDIMENT	solvent/shown

CHEMICAL DATA

VOLUME PURGED	TEMPERATURE	PH	CONDUCTIVITY
1	66.2	6.80	620
2	65.7	6.83	678
3	65.5	6.84	675

SAMPLES COLLECTED

SAMPLE	# OF CONTAINERS	SIZE AND TYPE OF CONTAINER	ANALYSIS	RESERVED
MW-B2	1/3	12 / 40ml VOA	VOCs, Mineral Sprits	Y

AQUA SCIENCE ENGINEERS

WELL SAMPLING FIELD LOG

PROJECT NAME	Kozel		
JOB NUMBER	3976	DATE OF SAMPLING	3/2/06
WELL ID.	MW-B3	SAMPLER	dr
TOTAL DEPTH OF WELL	24.2	WELL DIAMETER	2
DEPTH TO WATER PRIOR TO PURGING	4.96		
PRODUCT THICKNESS	∅		
DEPTH OF WELL CASING IN WATER	19.24		
NUMBER OF GALLONS PER WELL CASING VOLUME	3.3		
NUMBER OF WELL CASING VOLUMES TO BE REMOVE	3		
REQUIRED VOLUME OF GROUNDWATER TO BE PURGED PRIOR TO SAMPLING	10		
EQUIPMENT USED TO PURGE WELL	disposable bailer		
TIME EVACUATION STARTED	1325	TIME EVACUATION COMPLETED	1414
TIME SAMPLES WERE COLLECTED	1415		
DID WELL GO DRY	no	AFTER HOW MANY GALLONS	n/a
VOLUME OF GROUNDWATER PURGED	10		
SAMPLING DEVICE	disposable bailer		
SAMPLE COLOR	clear	ODOR/SEDIMENT	none/none

CHEMICAL DATA

VOLUME PURGED	TEMPERATURE	PH	CONDUCTIVITY
1	65.0	6.70	535
2	64.9	6.74	525
3	64.9	6.75	521

SAMPLES COLLECTED

SAMPLE	# OF CONTAINERS	SIZE AND TYPE OF CONTAINER	ANALYSIS	RESERVE
MW-B3	1/3	12/ 40ml VOA	VOCs, Mineral Sprits	Y

AQUA SCIENCE ENGINEERS

WELL SAMPLING FIELD LOG

738.48

PROJECT NAME	Kozel		
JOB NUMBER	3976	DATE OF SAMPLING	3/2/06
WELL ID.	MW-B4	SAMPLER	dr
TOTAL DEPTH OF WELL	22.8	WELL DIAMETER	2
DEPTH TO WATER PRIOR TO PURGING	4.47		
PRODUCT THICKNESS	∅		
DEPTH OF WELL CASING IN WATER	18.33		
NUMBER OF GALLONS PER WELL CASING VOLUME	3.1		
NUMBER OF WELL CASING VOLUMES TO BE REMOVE	3		
REQUIRED VOLUME OF GROUNDWATER TO BE PURGED PRIOR TO SAMPLING	9.3		
EQUIPMENT USED TO PURGE WELL	disposable bailer		
TIME EVACUATION STARTED	1410	TIME EVACUATION COMPLETED	1445
TIME SAMPLES WERE COLLECTED	1440		
DID WELL GO DRY	na	AFTER HOW MANY GALLONS	na
VOLUME OF GROUNDWATER PURGED	9.3		
SAMPLING DEVICE	disposable bailer		
SAMPLE COLOR	clear	ODOR/SEDIMENT	sheen - spritz

CHEMICAL DATA

VOLUME PURGED	TEMPERATURE	PH	CONDUCTIVITY
1	66.5	6.79	570
2	66.4	6.80	610
3	66.3	6.82	615

SAMPLES COLLECTED

SAMPLE	# OF CONTAINERS	SIZE AND TYPE OF CONTAINER	ANALYSIS	RESERVED
MW-B4	1/3	1- 40ml VOA	VOCs, Mineral Sprits	Y

APPENDIX B

Certified Analytical Report
and
Chain of Custody Documentation



ANALYTICAL REPORT

Job Number: 720-2393-1

Job Description: Kozel

For:
Aqua Science Engineers Inc
208 West El Pintado Road
Danville, CA 94526

Attention: Dave Allen

Surinder Sidhu

Surinder Sidhu
Project Manager I
ssidhu@stl-inc.com
03/16/2006

Project Manager: Surinder Sidhu

METHOD SUMMARY

Client: Aqua Science Engineers Inc

Job Number: 720-2393-1

Description	Lab Location	Method	Preparation Method
Matrix: Water			
Volatile Organic Compounds by GC/MS (Low Level)	STL-SF	SW846 8260B	
Purge-and-Trap	STL-SF		SW846 5030B
Nonhalogenated Organics using GC/FID -Modified (Diesel Range Organics)	STL-SF	SW846 8015B	
Separatory Funnel Liquid-Liquid Extraction	STL-SF		SW846 3510C
Silica Gel Cleanup	STL-SF		SW846 3630C

LAB REFERENCES:

STL-SF = STL-San Francisco

METHOD REFERENCES:

SW846 - "Test Methods For Evaluating Solid Waste, Physical/Chemical Methods", Third Edition, November 1986 And Its Updates.

SAMPLE SUMMARY

Client: Aqua Science Engineers Inc

Job Number: 720-2393-1

Lab Sample ID	Client Sample ID	Client Matrix	Date/Time Sampled	Date/Time Received
720-2393-1	MW-B2	Water	03/02/2006 1518	03/03/2006 1620
720-2393-2	MW-B3	Water	03/02/2006 1415	03/03/2006 1620
720-2393-3	MW-B4	Water	03/02/2006 1446	03/03/2006 1620

Analytical Data

Client: Aqua Science Engineers Inc

Job Number: 720-2393-1

Client Sample ID: MW-B2

Lab Sample ID: 720-2393-1

Client Matrix: Water

Date Sampled: 03/02/2006 1518

Date Received: 03/03/2006 1620

8260B Volatile Organic Compounds by GC/MS (Low Level)

Method:	8260B	Analysis Batch:	720-6241	Instrument ID:	Saturn 2K3
Preparation:	5030B			Lab File ID:	d:\data\200603\030606\720-
Dilution:	1.0			Initial Weight/Volume:	40 mL
Date Analyzed:	03/06/2006 1804			Final Weight/Volume:	40 mL
Date Prepared:	03/06/2006 1804				

Analyte	Result (ug/L)	Qualifier	RL
Methyl tert-butyl ether	ND		5.0
Acetone	ND		50
Benzene	ND		0.50
Dichlorobromomethane	ND		0.50
Bromobenzene	ND		1.0
Chlorobromomethane	ND		1.0
Bromoform	ND		1.0
Bromomethane	ND		1.0
Methyl Ethyl Ketone	ND		50
n-Butylbenzene	ND		1.0
sec-Butylbenzene	ND		1.0
tert-Butylbenzene	1.8		1.0
Carbon disulfide	ND		5.0
Carbon tetrachloride	ND		0.50
Chlorobenzene	ND		0.50
Chloroethane	ND		1.0
Chloroform	ND		1.0
Chloromethane	ND		1.0
2-Chlorotoluene	ND		0.50
4-Chlorotoluene	ND		0.50
Chlorodibromomethane	ND		0.50
1,2-Dichlorobenzene	ND		0.50
1,3-Dichlorobenzene	ND		0.50
1,4-Dichlorobenzene	ND		0.50
1,3-Dichloropropane	ND		1.0
1,1-Dichloropropene	ND		0.50
1,2-Dibromo-3-Chloropropane	ND		1.0
Ethylene Dibromide	ND		0.50
Dibromomethane	ND		0.50
Dichlorodifluoromethane	ND		0.50
1,1-Dichloroethane	ND		0.50
1,2-Dichloroethane	ND		0.50
1,1-Dichloroethene	ND		0.50
cis-1,2-Dichloroethene	ND		0.50
trans-1,2-Dichloroethene	ND		0.50
1,2-Dichloropropane	ND		0.50
cis-1,3-Dichloropropene	ND		0.50
trans-1,3-Dichloropropene	ND		0.50
Ethylbenzene	ND		0.50
Hexachlorobutadiene	ND		1.0
Isopropylbenzene	ND		0.50
4-Isopropyltoluene	ND		1.0
Methylene Chloride	ND		5.0

Analytical Data

Client: Aqua Science Engineers Inc

Job Number: 720-2393-1

Client Sample ID: MW-B2

Lab Sample ID: 720-2393-1

Date Sampled: 03/02/2006 1518

Client Matrix: Water

Date Received: 03/03/2006 1620

8260B Volatile Organic Compounds by GC/MS (Low Level)

Method: 8260B	Analysis Batch: 720-6241	Instrument ID: Saturn 2K3	
Preparation: 5030B		Lab File ID: d:\data\200603\030606\720-	
Dilution: 1.0		Initial Weight/Volume: 40 mL	
Date Analyzed: 03/06/2006 1804		Final Weight/Volume: 40 mL	
Date Prepared: 03/06/2006 1804			

Analyte	Result (ug/L)	Qualifier	RL
methyl isobutyl ketone	ND		50
Naphthalene	ND		1.0
N-Propylbenzene	ND		1.0
Styrene	ND		0.50
1,1,1,2-Tetrachloroethane	ND		0.50
1,1,2,2-Tetrachloroethane	ND		0.50
Tetrachloroethene	ND		0.50
Toluene	ND		0.50
1,2,3-Trichlorobenzene	ND		1.0
1,2,4-Trichlorobenzene	ND		1.0
1,1,1-Trichloroethane	ND		0.50
1,1,2-Trichloroethane	ND		0.50
Trichloroethene	ND		0.50
Trichlorofluoromethane	ND		1.0
1,2,3-Trichloropropane	ND		0.50
1,1,2-Trichloro-1,2,2-trifluoroethane	ND		0.50
1,2,4-Trimethylbenzene	ND		0.50
1,3,5-Trimethylbenzene	ND		0.50
Vinyl acetate	ND		50
Vinyl chloride	ND		0.50
Xylenes, Total	ND		1.0
2,2-Dichloropropane	ND		0.50
Surrogate	%Rec		Acceptance Limits
4-Bromofluorobenzene	100		79 - 118
1,2-Dichloroethane-d4	95		78 - 117
Toluene-d8	97		77 - 121

Analytical Data

Client: Aqua Science Engineers Inc

Job Number: 720-2393-1

Client Sample ID: MW-B3

Lab Sample ID: 720-2393-2

Date Sampled: 03/02/2006 1415

Client Matrix: Water

Date Received: 03/03/2006 1620

8260B Volatile Organic Compounds by GC/MS (Low Level)

Method:	8260B	Analysis Batch: 720-6241	Instrument ID: Saturn 2K3
Preparation:	5030B		Lab File ID: d:\data\200603\030606\720-
Dilution:	1.0		Initial Weight/Volume: 40 mL
Date Analyzed:	03/06/2006 1838		Final Weight/Volume: 40 mL
Date Prepared:	03/06/2006 1838		

Analyte	Result (ug/L)	Qualifier	RL
Methyl tert-butyl ether	ND		5.0
Acetone	ND		50
Benzene	ND		0.50
Dichlorobromomethane	ND		0.50
Bromobenzene	ND		1.0
Chlorobromomethane	ND		1.0
Bromoform	ND		1.0
Bromomethane	ND		1.0
Methyl Ethyl Ketone	ND		50
n-Butylbenzene	ND		1.0
sec-Butylbenzene	ND		1.0
tert-Butylbenzene	ND		1.0
Carbon disulfide	ND		5.0
Carbon tetrachloride	ND		0.50
Chlorobenzene	ND		0.50
Chloroethane	ND		1.0
Chloroform	ND		1.0
Chloromethane	ND		1.0
2-Chlorotoluene	ND		0.50
4-Chlorotoluene	ND		0.50
Chlorodibromomethane	ND		0.50
1,2-Dichlorobenzene	ND		0.50
1,3-Dichlorobenzene	ND		0.50
1,4-Dichlorobenzene	ND		0.50
1,3-Dichloropropane	ND		1.0
1,1-Dichloropropene	ND		0.50
1,2-Dibromo-3-Chloropropane	ND		1.0
Ethylene Dibromide	ND		0.50
Dibromomethane	ND		0.50
Dichlorodifluoromethane	ND		0.50
1,1-Dichloroethane	ND		0.50
1,2-Dichloroethane	ND		0.50
1,1-Dichloroethene	ND		0.50
cis-1,2-Dichloroethene	ND		0.50
trans-1,2-Dichloroethene	ND		0.50
1,2-Dichloropropane	ND		0.50
cis-1,3-Dichloropropene	ND		0.50
trans-1,3-Dichloropropene	ND		0.50
Ethylbenzene	ND		0.50
Hexachlorobutadiene	ND		1.0
Isopropylbenzene	ND		0.50
4-Isopropyltoluene	ND		1.0
Methylene Chloride	ND		5.0

Analytical Data

Client: Aqua Science Engineers Inc

Job Number: 720-2393-1

Client Sample ID: MW-B3

Lab Sample ID: 720-2393-2

Date Sampled: 03/02/2006 1415

Client Matrix: Water

Date Received: 03/03/2006 1620

8260B Volatile Organic Compounds by GC/MS (Low Level)

Method:	8260B	Analysis Batch: 720-6241	Instrument ID: Saturn 2K3
Preparation:	5030B		Lab File ID: d:\data\200603\030606\720-
Dilution:	1.0		Initial Weight/Volume: 40 mL
Date Analyzed:	03/06/2006 1838		Final Weight/Volume: 40 mL
Date Prepared:	03/06/2006 1838		

Analyte	Result (ug/L)	Qualifier	RL
methyl isobutyl ketone	ND		50
Naphthalene	ND		1.0
N-Propylbenzene	ND		1.0
Styrene	ND		0.50
1,1,1,2-Tetrachloroethane	ND		0.50
1,1,2,2-Tetrachloroethane	ND		0.50
Tetrachloroethene	ND		0.50
Toluene	ND		0.50
1,2,3-Trichlorobenzene	ND		1.0
1,2,4-Trichlorobenzene	ND		1.0
1,1,1-Trichloroethane	ND		0.50
1,1,2-Trichloroethane	ND		0.50
Trichloroethene	ND		0.50
Trichlorofluoromethane	ND		1.0
1,2,3-Trichloropropane	ND		0.50
1,1,2-Trichloro-1,2,2-trifluoroethane	ND		0.50
1,2,4-Trimethylbenzene	ND		0.50
1,3,5-Trimethylbenzene	ND		0.50
Vinyl acetate	ND		50
Vinyl chloride	ND		0.50
Xylenes, Total	ND		1.0
2,2-Dichloropropane	ND		0.50
Surrogate	%Rec		Acceptance Limits
4-Bromofluorobenzene	103		79 - 118
1,2-Dichloroethane-d4	98		78 - 117
Toluene-d8	94		77 - 121

Analytical Data

Client: Aqua Science Engineers Inc

Job Number: 720-2393-1

Client Sample ID: MW-B4

Lab Sample ID: 720-2393-3

Client Matrix: Water

Date Sampled: 03/02/2006 1446

Date Received: 03/03/2006 1620

8260B Volatile Organic Compounds by GC/MS (Low Level)

Method: 8260B Analysis Batch: 720-6241 Instrument ID: Saturn 2K3
Preparation: 5030B Lab File ID: d:\data\200603\030606\720-
Dilution: 1.0 Initial Weight/Volume: 40 mL
Date Analyzed: 03/06/2006 1911 Final Weight/Volume: 40 mL
Date Prepared: 03/06/2006 1911

Analyte	Result (ug/L)	Qualifier	RL
Methyl tert-butyl ether	ND		5.0
Acetone	ND		50
Benzene	ND		0.50
Dichlorobromomethane	ND		0.50
Bromobenzene	ND		1.0
Chlorobromomethane	ND		1.0
Bromoform	ND		1.0
Bromomethane	ND		1.0
Methyl Ethyl Ketone	ND		50
n-Butylbenzene	ND		1.0
sec-Butylbenzene	ND		1.0
tert-Butylbenzene	3.5		1.0
Carbon disulfide	ND		5.0
Carbon tetrachloride	ND		0.50
Chlorobenzene	ND		0.50
Chloroethane	ND		1.0
Chloroform	ND		1.0
Chloromethane	ND		1.0
2-Chlorotoluene	ND		0.50
4-Chlorotoluene	ND		0.50
Chlorodibromomethane	ND		0.50
1,2-Dichlorobenzene	ND		0.50
1,3-Dichlorobenzene	ND		0.50
1,4-Dichlorobenzene	ND		0.50
1,3-Dichloropropane	ND		1.0
1,1-Dichloropropene	ND		0.50
1,2-Dibromo-3-Chloropropane	ND		1.0
Ethylene Dibromide	ND		0.50
Dibromomethane	ND		0.50
Dichlorodifluoromethane	ND		0.50
1,1-Dichloroethane	ND		0.50
1,2-Dichloroethane	ND		0.50
1,1-Dichloroethene	ND		0.50
cis-1,2-Dichloroethene	ND		0.50
trans-1,2-Dichloroethene	ND		0.50
1,2-Dichloropropane	ND		0.50
cis-1,3-Dichloropropene	ND		0.50
trans-1,3-Dichloropropene	ND		0.50
Ethylbenzene	ND		0.50
Hexachlorobutadiene	ND		1.0
Isopropylbenzene	ND		0.50
4-Isopropyltoluene	ND		1.0
Methylene Chloride	ND		5.0

Analytical Data

Client: Aqua Science Engineers Inc

Job Number: 720-2393-1

Client Sample ID: MW-B4

Lab Sample ID: 720-2393-3

Date Sampled: 03/02/2006 1446

Client Matrix: Water

Date Received: 03/03/2006 1620

8260B Volatile Organic Compounds by GC/MS (Low Level)

Method:	8260B	Analysis Batch: 720-6241	Instrument ID: Saturn 2K3
Preparation:	5030B		Lab File ID: d:\data\200603\030606\720-
Dilution:	1.0		Initial Weight/Volume: 40 mL
Date Analyzed:	03/06/2006 1911		Final Weight/Volume: 40 mL
Date Prepared:	03/06/2006 1911		

Analyte	Result (ug/L)	Qualifier	RL
methyl isobutyl ketone	ND		50
Naphthalene	ND		1.0
N-Propylbenzene	ND		1.0
Styrene	ND		0.50
1,1,1,2-Tetrachloroethane	ND		0.50
1,1,2,2-Tetrachloroethane	ND		0.50
Tetrachloroethene	ND		0.50
Toluene	ND		0.50
1,2,3-Trichlorobenzene	ND		1.0
1,2,4-Trichlorobenzene	ND		1.0
1,1,1-Trichloroethane	ND		0.50
1,1,2-Trichloroethane	ND		0.50
Trichloroethene	ND		0.50
Trichlorofluoromethane	ND		1.0
1,2,3-Trichloropropane	ND		0.50
1,1,2-Trichloro-1,2,2-trifluoroethane	ND		0.50
1,2,4-Trimethylbenzene	ND		0.50
1,3,5-Trimethylbenzene	ND		0.50
Vinyl acetate	ND		50
Vinyl chloride	0.86		0.50
Xylenes, Total	ND		1.0
2,2-Dichloropropane	ND		0.50
Surrogate	%Rec		Acceptance Limits
4-Bromofluorobenzene	102		79 - 118
1,2-Dichloroethane-d4	95		78 - 117
Toluene-d8	95		77 - 121

Analytical Data

Client: Aqua Science Engineers Inc

Job Number: 720-2393-1

Client Sample ID: MW-B2

Lab Sample ID: 720-2393-1

Client Matrix: Water

Date Sampled: 03/02/2006 1518

Date Received: 03/03/2006 1620

8015B Nonhalogenated Organics using GC/FID -Modified (Diesel Range Organics)

Method:	8015B	Analysis Batch: 720-6565	Instrument ID: HP DRO3
Preparation:	3510C	Prep Batch: 720-6233	Lab File ID: N/A
Dilution:	5.0		Initial Weight/Volume: 250 mL
Date Analyzed:	03/13/2006 2100		Final Weight/Volume: 1 mL
Date Prepared:	03/06/2006 1648		Injection Volume:
			Column ID: PRIMARY

Analyte	Result (ug/L)	Qualifier	RL
Mineral Spirit Range Organics [C9-C13]	9200		250
Surrogate	%Rec		Acceptance Limits
o-Terphenyl	93		60 - 130

Analytical Data

Client: Aqua Science Engineers Inc

Job Number: 720-2393-1

Client Sample ID: MW-B3

Lab Sample ID: 720-2393-2
Client Matrix: Water

Date Sampled: 03/02/2006 1415
Date Received: 03/03/2006 1620

8015B Nonhalogenated Organics using GC/FID -Modified (Diesel Range Organics)

Method:	8015B	Analysis Batch: 720-6565	Instrument ID: HP DRO3
Preparation:	3510C	Prep Batch: 720-6233	Lab File ID: N/A
Dilution:	1.0		Initial Weight/Volume: 250 mL
Date Analyzed:	03/12/2006 0028		Final Weight/Volume: 1 mL
Date Prepared:	03/06/2006 1648		Injection Volume:
			Column ID: PRIMARY

Analyte	Result (ug/L)	Qualifier	RL
Mineral Spirit Range Organics [C9-C13]	ND		50
Surrogate	%Rec		Acceptance Limits
o-Terphenyl	90		60 - 130

Analytical Data

Client: Aqua Science Engineers Inc

Job Number: 720-2393-1

Client Sample ID: MW-B4

Lab Sample ID: 720-2393-3

Date Sampled: 03/02/2006 1446

Client Matrix: Water

Date Received: 03/03/2006 1620

8015B Nonhalogenated Organics using GC/FID -Modified (Diesel Range Organics)

Method:	8015B	Analysis Batch: 720-6565	Instrument ID:	HP DRO3
Preparation:	3510C	Prep Batch: 720-6233	Lab File ID:	N/A
Dilution:	1.0		Initial Weight/Volume:	250 mL
Date Analyzed:	03/12/2006 0055		Final Weight/Volume:	1 mL
Date Prepared:	03/06/2006 1648		Injection Volume:	
			Column ID:	PRIMARY

Analyte	Result (ug/L)	Qualifier	RL
Mineral Spirit Range Organics [C9-C13]	2300		50
Surrogate	%Rec		Acceptance Limits
o-Terphenyl	92		60 - 130

DATA REPORTING QUALIFIERS

<u>Lab Section</u>	<u>Qualifier</u>	<u>Description</u>
--------------------	------------------	--------------------

Quality Control Results

Client: Aqua Science Engineers Inc

Job Number: 720-2393-1

QC Association Summary

Lab Sample ID	Client Sample ID	Client Matrix	Method	Prep Batch
GC/MS VOA				
Analysis Batch:720-6241				
LCS 720-6241/19	Lab Control Spike	Water	8260B	
MB 720-6241/20	Method Blank	Water	8260B	
720-2393-1	MW-B2	Water	8260B	
720-2393-2	MW-B3	Water	8260B	
720-2393-3	MW-B4	Water	8260B	
GC Semi VOA				
Prep Batch: 720-6233				
LCS 720-6233/2-B	Lab Control Spike	Water	3510C	
LCSD 720-6233/3-B	Lab Control Spike Duplicate	Water	3510C	
MB 720-6233/1-B	Method Blank	Water	3510C	
720-2393-1	MW-B2	Water	3510C	
720-2393-2	MW-B3	Water	3510C	
720-2393-3	MW-B4	Water	3510C	
Analysis Batch:720-6565				
LCS 720-6233/2-B	Lab Control Spike	Water	8015B	720-6233
LCSD 720-6233/3-B	Lab Control Spike Duplicate	Water	8015B	720-6233
MB 720-6233/1-B	Method Blank	Water	8015B	720-6233
720-2393-1	MW-B2	Water	8015B	720-6233
720-2393-2	MW-B3	Water	8015B	720-6233
720-2393-3	MW-B4	Water	8015B	720-6233

Quality Control Results

Client: Aqua Science Engineers Inc

Job Number: 720-2393-1

Method Blank - Batch: 720-6241

Method: 8260B
Preparation: 5030B

Lab Sample ID: MB 720-6241/20
Client Matrix: Water
Dilution: 1.0
Date Analyzed: 03/06/2006 1020
Date Prepared: 03/06/2006 1020

Analysis Batch: 720-6241
Prep Batch: N/A
Units: ug/L

Instrument ID: Saturn 2K3
Lab File ID: d:\data\200603\030606\MB
Initial Weight/Volume: 40 mL
Final Weight/Volume: 40 mL

Analyte	Result	Qual	RL
Methyl tert-butyl ether	ND		5.0
Acetone	ND		50
Benzene	ND		0.50
Dichlorobromomethane	ND		0.50
Bromobenzene	ND		1.0
Chlorobromomethane	ND		1.0
Bromoform	ND		1.0
Bromomethane	ND		1.0
Methyl Ethyl Ketone	ND		50
n-Butylbenzene	ND		1.0
sec-Butylbenzene	ND		1.0
tert-Butylbenzene	ND		1.0
Carbon disulfide	ND		5.0
Carbon tetrachloride	ND		0.50
Chlorobenzene	ND		0.50
Chloroethane	ND		1.0
Chloroform	ND		1.0
Chloromethane	ND		1.0
2-Chlorotoluene	ND		0.50
4-Chlorotoluene	ND		0.50
Chlorodibromomethane	ND		0.50
1,2-Dichlorobenzene	ND		0.50
1,3-Dichlorobenzene	ND		0.50
1,4-Dichlorobenzene	ND		0.50
1,3-Dichloropropane	ND		1.0
1,1-Dichloropropene	ND		0.50
1,2-Dibromo-3-Chloropropane	ND		1.0
Ethylene Dibromide	ND		0.50
Dibromomethane	ND		0.50
Dichlorodifluoromethane	ND		0.50
1,1-Dichloroethane	ND		0.50
1,2-Dichloroethane	ND		0.50
1,1-Dichloroethene	ND		0.50
cis-1,2-Dichloroethene	ND		0.50
trans-1,2-Dichloroethene	ND		0.50
1,2-Dichloropropane	ND		0.50
cis-1,3-Dichloropropene	ND		0.50
trans-1,3-Dichloropropene	ND		0.50
Ethylbenzene	ND		0.50
Hexachlorobutadiene	ND		1.0
Isopropylbenzene	ND		0.50

Calculations are performed before rounding to avoid round-off errors in calculated results.

Quality Control Results

Client: Aqua Science Engineers Inc

Job Number: 720-2393-1

Method Blank - Batch: 720-6241

Method: 8260B
Preparation: 5030B

Lab Sample ID: MB 720-6241/20
Client Matrix: Water
Dilution: 1.0
Date Analyzed: 03/06/2006 1020
Date Prepared: 03/06/2006 1020

Analysis Batch: 720-6241
Prep Batch: N/A
Units: ug/L

Instrument ID: Saturn 2K3
Lab File ID: d:\data\200603\030606\MB
Initial Weight/Volume: 40 mL
Final Weight/Volume: 40 mL

Analyte	Result	Qual	RL
4-Isopropyltoluene	ND		1.0
Methylene Chloride	ND		5.0
methyl isobutyl ketone	ND		50
Naphthalene	ND		1.0
N-Propylbenzene	ND		1.0
Styrene	ND		0.50
1,1,1,2-Tetrachloroethane	ND		0.50
1,1,2,2-Tetrachloroethane	ND		0.50
Tetrachloroethene	ND		0.50
Toluene	ND		0.50
1,2,3-Trichlorobenzene	ND		1.0
1,2,4-Trichlorobenzene	ND		1.0
1,1,1-Trichloroethane	ND		0.50
1,1,2-Trichloroethane	ND		0.50
Trichloroethene	ND		0.50
Trichlorofluoromethane	ND		1.0
1,2,3-Trichloropropane	ND		0.50
1,1,2-Trichloro-1,2,2-trifluoroethane	ND		0.50
1,2,4-Trimethylbenzene	ND		0.50
1,3,5-Trimethylbenzene	ND		0.50
Vinyl acetate	ND		50
Vinyl chloride	ND		0.50
Xylenes, Total	ND		1.0
2,2-Dichloropropane	ND		0.50

Surrogate	% Rec	Acceptance Limits
4-Bromofluorobenzene	102	79 - 118
1,2-Dichloroethane-d4	98	78 - 117
Toluene-d8	92	77 - 121

Calculations are performed before rounding to avoid round-off errors in calculated results.

Quality Control Results

Client: Aqua Science Engineers Inc

Job Number: 720-2393-1

Laboratory Control Sample - Batch: 720-6241

Method: 8260B
Preparation: 5030B

Lab Sample ID: LCS 720-6241/19
Client Matrix: Water
Dilution: 1.0
Date Analyzed: 03/06/2006 0947
Date Prepared: 03/06/2006 0947

Analysis Batch: 720-6241
Prep Batch: N/A
Units: ug/L

Instrument ID: Saturn 2K3
Lab File ID: d:\data\200603\030606\LC:
Initial Weight/Volume: 40 mL
Final Weight/Volume: 40 mL

Analyte	Spike Amount	Result	% Rec.	Limit	Qual
Benzene	20.0	17	86	69 - 129	
Chlorobenzene	20.0	20	99	61 - 121	
1,1-Dichloroethene	20.0	17	84	65 - 125	
Toluene	20.0	17	87	70 - 130	
Trichloroethene	20.0	17	85	74 - 134	
Surrogate		% Rec		Acceptance Limits	
4-Bromofluorobenzene		99		79 - 118	
1,2-Dichloroethane-d4		89		78 - 117	
Toluene-d8		96		77 - 121	

Calculations are performed before rounding to avoid round-off errors in calculated results.

Quality Control Results

Client: Aqua Science Engineers Inc

Job Number: 720-2393-1

Method Blank - Batch: 720-6233

**Method: 8015B
Preparation: 3510C**

Lab Sample ID: MB 720-6233/1-B
Client Matrix: Water
Dilution: 1.0
Date Analyzed: 03/11/2006 2212
Date Prepared: 03/06/2006 1648

Analysis Batch: 720-6565
Prep Batch: 720-6233
Units: ug/L

Instrument ID: HP DRO3
Lab File ID: N/A
Initial Weight/Volume: 250 mL
Final Weight/Volume: 1 mL
Injection Volume:
Column ID: PRIMARY

Analyte	Result	Qual	RL
Mineral Spirit Range Organics [C9-C13]	ND		50
Surrogate	% Rec		Acceptance Limits
o-Terphenyl	83		60 - 130

**Laboratory Control/
Laboratory Control Duplicate Recovery Report - Batch: 720-6233**

**Method: 8015B
Preparation: 3510C**

LCS Lab Sample ID: LCS 720-6233/2-B
Client Matrix: Water
Dilution: 1.0
Date Analyzed: 03/07/2006 1513
Date Prepared: 03/06/2006 1648

Analysis Batch: 720-6565
Prep Batch: 720-6233
Units: ug/L

Instrument ID: HP DRO3
Lab File ID: N/A
Initial Weight/Volume: 250 mL
Final Weight/Volume: 1 mL
Injection Volume:
Column ID: PRIMARY

LCSD Lab Sample ID: LCSD 720-6233/3-B
Client Matrix: Water
Dilution: 1.0
Date Analyzed: 03/07/2006 1540
Date Prepared: 03/06/2006 1648

Analysis Batch: 720-6565
Prep Batch: 720-6233
Units: ug/L

Instrument ID: HP DRO3
Lab File ID: N/A
Initial Weight/Volume: 250 mL
Final Weight/Volume: 1 mL
Injection Volume:
Column ID: PRIMARY

Analyte	% Rec.		Limit	RPD	RPD Limit	LCS Qual	LCSD Qual
	LCS	LCSD					
Diesel Range Organics [C10-C28]	76	78	60 - 130	2	30		
Surrogate	LCS % Rec		LCSD % Rec		Acceptance Limits		
o-Terphenyl	95	94			60 - 130		

Calculations are performed before rounding to avoid round-off errors in calculated results.

38 West Plumbans Road
 Denver, CO 80202
 (303) 820-9392
 FAX (303) 837-1857

720-2393

Page 19 of 20

Sample ID		Sample Type	Matrix				Method Observed			Sampling		Type of Analysis to be Performed				Other	Turnaround Time				
Container	Compos.	Water	Soil	Sludge	Other	Color	RT	PH	DO	Temp	Date	Time	VOCs	Metals	Organics	Other	1 day	2 day	5 day	Other	
1							X				7/20/01	1:00 PM	X	X	X		X				
2							X				7/20/01	1:00 PM	X	X	X		X				
3							X				7/20/01	1:00 PM	X	X	X		X				
Total # of containers: 3												Comments: 2 sent to 1 1 sent to 11/11/01									
Relinquished by			Date	Time	Received by			Date	Time												
[Signature]			7/20/01	1:00	[Signature]			7/20/01	1:00												

LOGIN SAMPLE RECEIPT CHECK LIST

Client: Aqua Science Engineers Inc

Job Number: 720-2393-1

Login Number: 2393

Question	T/F/NA	Comment
Radioactivity either was not measured or, if measured, is at or below background	NA	
The cooler's custody seal, if present, is intact.	True	
The cooler or samples do not appear to have been compromised or tampered with.	True	
Samples were received on ice.	True	
Cooler Temperature is acceptable.	True	
Cooler Temperature is recorded.	True	
COC is present.	True	
COC is filled out in ink and legible.	True	
COC is filled out with all pertinent information.	True	
There are no discrepancies between the sample IDs on the containers and the COC.	True	
Samples are received within Holding Time.	True	
Sample containers have legible labels.	True	
Containers are not broken or leaking.	True	
Sample collection date/times are provided.	True	
Appropriate sample containers are used.	True	
Sample bottles are completely filled.	True	
There is sufficient vol. for all requested analyses, incl. any requested MS/MSDs	True	
VOA sample vials do not have headspace or bubble is <6mm (1/4") in diameter.	True	
If necessary, staff have been informed of any short hold time or quick TAT needs	True	
Multiphasic samples are not present.	True	
Samples do not require splitting or compositing.	True	