

Environmental Management
Company
6001 Bollinger Canyon Rd, K2256
P.O. Box 6012
San Ramon, CA 94583-2324
Tel 925-842-1589
Fax 925-842-8370

J. Mark Inglis
Project Manager

56

ChevronTexaco

May 20, 2005

Alameda County Health Care Services
1131 Harbor Bay Parkway, Suite 250
Alameda, CA 94502-6577

Re: Chevron Service Station #211283

Address: 3810 Broadway, Oakland, California

I have reviewed the attached routine groundwater monitoring report dated May 2, 2005.

I agree with the conclusions and recommendations presented in the referenced report. The information in this report is accurate to the best of my knowledge and all local Agency/Regional Board guidelines have been followed. This report was prepared by Gettler-Ryan, Inc., upon whose assistance and advice I have relied.

This letter is submitted pursuant to the requirements of California Water Code Section 13267(b)(1) and the regulating implementation entitled Appendix A pertaining thereto.

I declare under penalty of perjury that the foregoing is true and correct.

Sincerely,



J. Mark Inglis
Project Manager

Enclosure: Report



J. Mark Inglis
Project Manager

Ro 56

**Retail & Terminal
Business Unit**
Chevron Environmental
Management Company
6001 Bollinger Canyon Road,
Room K2256
San Ramon, CA 94583-2324
Tel 925 842 1589
Fax 925 842 8370
jmark.inglis@chevrontexaco.
com

Nov. 11, 2005

Alameda County Health Care Services
1131 Harbor Bay Parkway, Suite 250
Alameda, CA 94502-6577

*Alameda County
NOV 15 2005
Environmental Health*

Re: Chevron Service Station #211283

Address: 3810 Broadway, Oakland, California

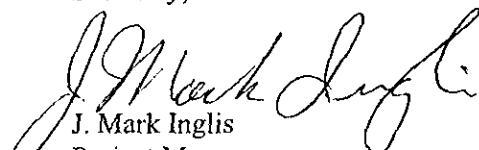
I have reviewed the attached routine groundwater monitoring report dated October 26, 2005.

I agree with the conclusions and recommendations presented in the referenced report. The information in this report is accurate to the best of my knowledge and all local Agency/Regional Board guidelines have been followed. This report was prepared by Gettler-Ryan, Inc., upon whose assistance and advice I have relied.

This letter is submitted pursuant to the requirements of California Water Code Section 13267(b)(1) and the regulating implementation entitled Appendix A pertaining thereto.

I declare under penalty of perjury that the foregoing is true and correct.

Sincerely,


J. Mark Inglis
Project Manager

Enclosure: Report



GETTLER-RYAN INC.

TRANSMITTAL

October 26, 2005
G-R #386956

TO: Mr. Robert Foss
Cambria Environmental Technology, Inc.
5900 Hollis Street, Suite A
Emeryville, California 94608

CC: Mr. Mark Inglis
ChevronTexaco Company
P.O. Box 6012, Room K2256
San Ramon, California 94583

FROM: Deanna L. Harding
Project Coordinator
Gettler-Ryan Inc.
6747 Sierra Court, Suite J
Dublin, California 94568

RE: **Former Texaco Service Station**
3810 Broadway
Oakland, California
(Site #211283)
RO 0000056

Alameda County
NOV 15 2005

WE HAVE ENCLOSED THE FOLLOWING:

COPIES	DATED	DESCRIPTION
1	October 26, 2005	Groundwater Monitoring and Sampling Report Third Quarter - Event of September 19, 2005

COMMENTS:

This report is being sent for your review. Please provide any comments/changes and propose any groundwater monitoring modifications for the next event prior to **November 10, 2005**, at which time the final report will be distributed to the following:

cc: Mr. Barney Chan, Alameda County Health Care Services Agency, Environmental Protection Div.,
1131 Harbor Bay Parkway, Suite 250, Alameda, CA 94502-6577
Mr. Joe Zadik, 8255 San Leandro Street, Oakland, CA 94621

Enclosures

Trans/211283-M1



GETTLER - RYAN Inc.

October 26, 2005
G-R Job #386956

Mr. Mark Inglis
ChevronTexaco Company
P.O. Box 6012, Room K2256
San Ramon, CA 94583

RE: Third Quarter Event of September 19, 2005
Groundwater Monitoring & Sampling Report
Former Texaco Service Station
3810 Broadway
Oakland, California
(Site #211283)

Dear Mr. Inglis:


This report documents the most recent groundwater monitoring and sampling event performed by Gettler-Ryan Inc. (G-R) at the referenced site. All field work was conducted in accordance with G-R Standard Operating Procedure - Groundwater Sampling (attached).

Static groundwater levels were measured and the wells were checked for the presence of separate-phase hydrocarbons. Static water level data, groundwater elevations, and separate-phase hydrocarbon thickness (if any) are presented in the attached Table 1. A Potentiometric Map is included as Figure 1.

Groundwater samples were collected from the monitoring wells and submitted to a state certified laboratory for analyses. The field data sheets for this event are attached. Analytical results are presented in the table(s) listed below. The chain of custody document and laboratory analytical report are also attached.

Please call if you have any questions or comments regarding this report. Thank you.

Sincerely,


Deanna L. Harding
Project Coordinator


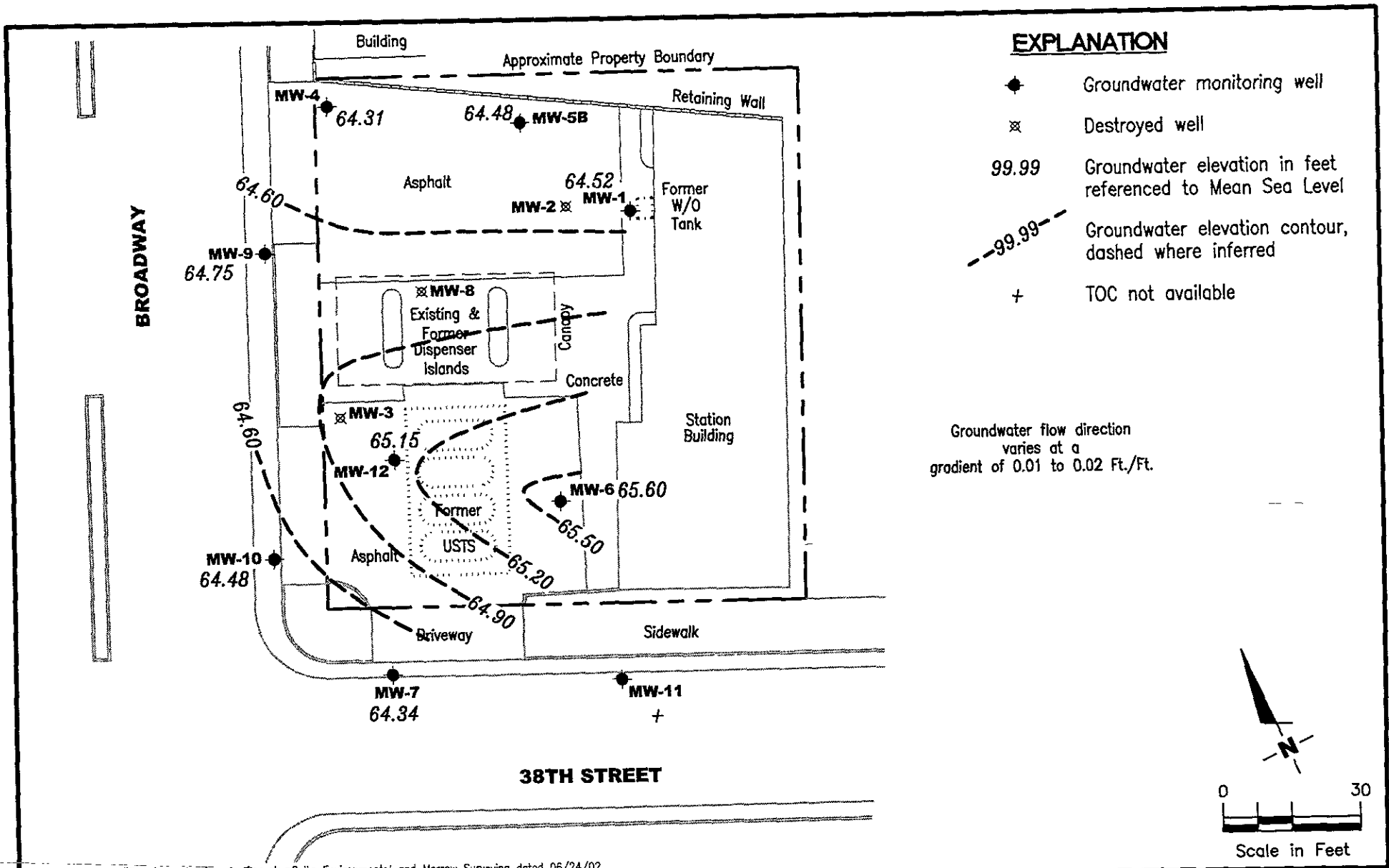

Robert A. Lauritzen
Senior Geologist, P.G. No. 7504



Figure 1: Potentiometric Map
Table 1: Groundwater Monitoring Data and Analytical Results
Table 2: Field Measurements
Attachments: Standard Operating Procedure - Groundwater Sampling
Field Data Sheets
Chain of Custody Document and Laboratory Analytical Reports



Source: Figure modified from drawing provided by Delta Environmental and Morrow Surveying dated 06/24/02

FIGURE

GR GETTLER - RYAN INC.
 6747 Sierra Court, Suite J
 Dublin, CA 94568 (925) 551-7555

POTENTIOMETRIC MAP
 Former Texaco Service Station
 3810 Broadway
 Oakland, California (Site #211283)

1

PROJECT NUMBER
 386956

REVIEWED BY

DATE
 September 19, 2005

REVISED DATE

Table 1
Groundwater Monitoring Data and Analytical Results
Former Texaco Service Station (Site #211283)
3810 Broadway
Oakland, California

WELL ID/ DATE	TOC* (ft.)	DTW (ft.)	GWE (msl)	SPHT (ft.)	TPH-D (ppb)	TPH-G (ppb)	B (ppb)	T (ppb)	E (ppb)	X (ppb)	MTBE by 8020 (ppb)	MTBE by 8260 (ppb)	ETHANOL (ppb)
MW-1													
06/28/96	86.69	21.77	64.92	--	<50	<100	<0.5	<1.0	<1.0	<2.0	--	--	--
10/10/96	86.69	23.26	63.43	--	<400	520	9.2	53	17	70	22	16 ¹	--
11/07/96	86.69	23.27	63.42	--	--	--	--	--	--	--	--	--	--
12/18/97	86.69	19.70	66.99	--	<50	2,200	<3.0	<3.0	<3.0	<3.0	<200	--	--
04/06/98	86.69	16.88	69.81	--	<50	1,600	16.4	0.8	<0.5	<0.5	38.3	--	--
06/18/98	86.69	19.78	66.91	--	280	330	7.8	<0.5	<0.5	<0.5	<0.5	--	--
08/31/98	86.69	21.71	64.98	--	150	<50	1.5	<0.5	<0.5	<0.5	<2.5	--	--
12/21/98	86.69	22.15	64.54	--	130	130	2.3	0.90	<0.5	<0.5	110	13	--
03/24/99	86.69	19.55	67.14	--	305	1,520	11.7	<2.50	<2.50	<2.50	21.6	<25.0	--
06/25/99	86.69	21.60	65.09	--	207	231	5.29	<0.500	<0.500	<0.500	3.94	1.01	--
09/24/99	86.69	22.58	64.11	--	71.7	58.6	6.03	<0.500	<0.500	<0.500	3.70	--	--
12/29/99	86.69	22.81	63.88	--	345	117	4.26	<0.500	<0.500	1.97	26.2	<0.500	--
03/21/00	86.69	19.00	67.69	--	319	834	<0.500	<0.500	<0.500	<0.500	21.5	--	--
07/26/00	86.69	21.50	65.19	--	125	<50.0	<0.500	<0.500	<0.500	<0.500	<2.50	--	--
09/06/00	86.69	21.90	64.79	--	192	88.1	15.60	<0.500	<0.500	<0.500	--	--	--
11/29/00	86.92	22.05	64.87	--	331	<50.0	3.52	<0.500	<0.500	<0.500	--	--	--
03/06/01	86.92	19.79	67.13	--	--	--	--	--	--	--	--	--	--
03/23/01	86.92	20.15	66.77	--	-- ⁵	204	10.7	<0.500	<0.500	<0.500	--	--	--
06/19/01 ⁶	86.92	21.78	65.14	--	330	<50	<0.50	<0.50	<0.50	<0.50	--	0.87	--
09/05/01 ⁶	86.92	24.37	62.55	--	400	74	<0.50	0.63	<0.50	2.7	--	<5.0	--
12/20/01 ⁶	86.92	20.25	66.67	--	530	59	1.7	<0.50	<0.50	<0.50	--	<5.0	--
06/25/02	86.69	21.64	65.05	0.00	490 ⁹	<50	<0.50	<0.50	<0.50	<1.5	<2.5	--	--
09/18/02	86.69	22.44	64.25	0.00	180	<50	<0.50	<0.50	<0.50	<1.5	<2.5	--	--
12/19/02	86.69	21.49	65.20	0.00	320	<50	<0.50	<0.50	<0.50	<1.5	<2.5	--	--
03/20/03	86.69	20.92	65.77	0.00	UNABLE TO SAMPLE - BEND IN WELL					--	--	--	--
06/23/03 ¹⁰	86.69	21.34	65.35	0.00	310	<50	<0.5	<0.5	<0.5	<0.5	--	<0.5	--
09/22/03 ¹⁰	86.69	22.46	64.23	0.00	150	<50	<0.5	<0.5	<0.5	<0.5	--	<0.5	<50
12/22/03 ¹⁰	86.69	22.10	64.59	0.00	350	<50	<0.5	<0.5	<0.5	<0.5	--	<0.5	<50
03/22/04 ¹⁰	86.69	20.42	66.27	0.00	270	<50	<0.5	<0.5	<0.5	<0.5	--	2	<50
06/21/04 ¹⁰	86.69	21.93	64.76	0.00	130	<50	<0.5	<0.5	<0.5	<0.5	--	<0.5	<50
09/20/04 ¹⁰	86.69	22.99	63.70	0.00	240	<50	<0.5	<0.5	<0.5	<0.5	--	<0.5	<50
12/20/04 ¹⁰	86.69	21.78	64.91	0.00	320 ⁹	<50	<0.5	<0.5	<0.5	<0.5	--	<0.5	<50
03/28/05 ¹⁰	86.69	19.28	67.41	0.00	400 ⁹	<50	<0.5	<0.5	<0.5	<0.5	--	0.6	<50

Table i
Groundwater Monitoring Data and Analytical Results
Former Texaco Service Station (Site #211283)
3810 Broadway
Oakland, California

WELL ID/ DATE	TOC* (fL)	DTW (fL)	GWE (msl)	SPHT (fL)	TPH-D (ppb)	TPH-G (ppb)	B (ppb)	T (ppb)	E (ppb)	X (ppb)	MTBE by 8020 (ppb)	MTBE by 8260 (ppb)	ETHANOL (ppb)
MW-1 (cont)													
06/27/05 ¹⁰	86.69	20.82	65.87	0.00	200 ¹²	<50	<0.5	<0.5	<0.5	<0.5	--	<0.5	<50
09/19/05 ¹⁰	86.69	22.17	64.52	0.00	62	<50	<0.5	<0.5	<0.5	<0.5	--	<0.5	<50
MW-4													
06/28/96	83.31	18.83	64.48	--	<50	<100	<0.5	<1.0	<1.0	<2.0	--	--	--
10/10/96	83.31	19.84	63.47	--	<50	650	3.9	65	22	120	<5.0	--	--
11/07/96	83.31	19.84	63.47	--	--	--	--	--	--	--	--	--	--
12/18/97	83.31	17.77	65.54	--	2,000	<50	<0.5	<0.5	<0.5	<0.5	<30	--	--
04/06/98	83.31	15.45	67.86	--	<50	<50	<0.5	<0.5	<0.5	<0.5	<30	--	--
06/18/98	83.31	16.89	66.42	--	53	<50	<0.5	<0.5	<0.5	<0.5	<0.5	--	--
08/31/98	83.31	18.48	64.83	--	60	<50	<0.5	<0.5	<0.5	<0.5	<2.5	--	--
12/21/98	83.31	18.80	64.51	--	<50	<50	<0.5	<0.5	<0.5	<0.5	<2.5	--	--
03/24/99	83.31	16.70	66.61	--	<50.0	<50.0	<0.500	<0.500	<0.500	<0.500	<2.00	--	--
06/25/99	83.31	18.16	65.15	--	128	<50.0	<0.500	<0.500	<0.500	<0.500	<2.00	--	--
09/24/99	83.31	19.12	64.19	--	<50.0	<50.0	<0.500	<0.500	<0.500	<0.500	<2.50	--	--
12/29/99	83.31	19.08	64.23	--	169	<50.0	<0.500	<0.500	<0.500	<0.500	<5.00	--	--
03/21/00	83.31	16.10	67.21	--	<50.0	<50.0	<0.500	<0.500	<0.500	<0.500	<2.50	--	--
07/26/00	83.31	OBSTRUCTION IN WELL			--	--	--	--	--	--	--	--	--
09/06/00	83.31	18.52	64.79	--	-- ⁵	<50.0	<0.500	<0.500	<0.500	<0.500	--	--	--
11/29/00	83.63	18.75	64.88	--	183	<50.0	<0.500	<0.500	<0.500	<0.500	--	--	--
03/06/01	83.63	17.81	65.82	--	50.9	<50.0	<0.500	<0.500	<0.500	<0.500	--	--	--
06/19/01 ⁶	83.63	18.55	65.08	--	<50	<50	<0.50	<0.50	<0.50	<0.50	--	<0.50	--
09/05/01 ⁶	83.63	19.10	64.53	--	710	<50	<0.50	<0.50	<0.50	<0.50	--	<5.0	--
12/20/01 ⁶	83.63	17.55	66.08	--	460	<50	<0.50	<0.50	<0.50	<0.50	--	<5.0	--
06/25/02	83.31	18.39	64.92	0.00	250	<50	<0.50	<0.50	<0.50	<1.5	<2.5	--	--
09/18/02	83.31	19.16	64.15	0.00	160	<50	<0.50	<0.50	<0.50	<1.5	<2.5	--	--
12/19/02	83.31	18.14	65.17	0.00	56	<50	<0.50	<0.50	<0.50	<1.5	<2.5	--	--
03/20/03	83.31	17.76	65.55	0.00	180	<50	<0.50	<0.50	<0.50	<1.5	<2.5	--	--
06/23/03 ¹⁰	83.31	18.13	65.18	0.00	<50	<50	<0.5	<0.5	<0.5	<0.5	--	<0.5	--
09/22/03 ¹⁰	83.31	19.08	64.23	0.00	110	<50	<0.5	<0.5	<0.5	<0.5	--	<0.5	<50
12/22/03 ¹⁰	83.31	18.78	64.53	0.00	<50	<50	<0.5	<0.5	<0.5	<0.5	--	<0.5	<50
03/22/04 ¹⁰	83.31	17.31	66.00	0.00	130	<50	<0.5	<0.5	<0.5	<0.5	--	<0.5	<50

Table 1
Groundwater Monitoring Data and Analytical Results
Former Texaco Service Station (Site #211283)
3810 Broadway
Oakland, California

WELL ID/ DATE	TOC* (ft.)	DTW (ft.)	GWE (msl)	SPHT (ft.)	TPH-D (ppb)	TPH-G (ppb)	B (ppb)	T (ppb)	E (ppb)	X (ppb)	MTBE by 8020 (ppb)	MTBE by 8260 (ppb)	ETHANOL (ppb)
MW-4 (cont)													
06/21/04 ¹⁰	83.31	18.67	64.64	0.00	87	<50	<0.5	<0.5	<0.5	<0.5	--	<0.5	<50
09/20/04 ¹⁰	83.31	19.58	63.73	0.00	120	<50	<0.5	<0.5	<0.5	<0.5	--	<0.5	<50
12/20/04 ¹⁰	83.31	18.59	64.72	0.00	66 ⁹	<50	<0.5	<0.5	<0.5	<0.5	--	<0.5	<50
03/28/05 ¹⁰	83.31	16.82	66.49	0.00	71 ⁹	<50	<0.5	<0.5	<0.5	<0.5	--	<0.5	<50
06/27/05 ¹⁰	83.31	17.61	65.70	0.00	120 ¹²	<50	<0.5	<0.5	<0.5	<0.5	--	<0.5	<50
09/19/05 ¹⁰	83.31	19.00	64.31	0.00	<50	<50	<0.5	<0.5	<0.5	<0.5	--	<0.5	<50
MW-5B													
06/25/02 ⁷	85.36	20.48	64.88	0.00	320	660	89	1.9	39	11	130	--	--
09/18/02	85.36	21.18	64.18	0.00	480	1,100	220	1.2	19	<1.5	35	--	--
12/19/02	85.36	20.36	65.00	0.00	330	<50	<0.50	<0.50	<0.50	<1.5	190	--	--
03/20/03	85.36	INACCESSIBLE - VEHICLE OVER WELL				--	--	--	--	--	--	--	--
06/23/03 ¹⁰	85.36	20.18	65.18	0.00	300	<50	<0.5	<0.5	<0.5	<0.5	--	290	--
09/22/03 ¹⁰	85.36	21.19	64.17	0.00	200	91	19	<0.5	3	<0.5	--	260	<50
12/22/03 ¹⁰	85.36	20.85	64.51	0.00	410	99	18	<0.5	<0.5	<0.5	--	52	<50
03/22/04 ¹⁰	85.36	19.26	66.10	0.00	400	<50	<0.5	<0.5	<0.5	<0.5	--	210	<50
06/21/04 ¹⁰	85.36	20.70	64.66	0.00	270	<50	<0.5	<0.5	<0.5	<0.5	--	100	<50
09/20/04 ¹⁰	85.36	21.69	63.67	0.00	430	<50	<0.5	<0.5	<0.5	<0.5	--	9	<50
12/20/04 ¹⁰	85.36	20.56	64.80	0.00	400 ⁹	<50	<0.5	<0.5	<0.5	<0.5	--	48	<50
03/28/05 ¹⁰	85.36	18.12	67.24	0.00	480 ⁹	<50	<0.5	<0.5	<0.5	<0.5	--	67	<50
06/27/05 ¹⁰	85.36	19.61	65.75	0.00	350 ¹³	<50	<0.5	<0.5	<0.5	<0.5	--	57	<50
09/19/05 ¹⁰	85.36	20.88	64.48	0.00	220	<50	<0.5	<0.5	<0.5	<0.5	--	32	<50
MW-6													
10/10/96	86.09	22.44	63.65	--	500	45,000	8,300	2,900	810	3,100	190	40 ¹	--
11/07/96	86.09	22.60	63.49	--	--	--	--	--	--	--	--	--	--
12/18/97	86.09	22.28	63.81	--	1,900	60,000	12,000	9,800	1,800	8,600	<2,000	--	--
04/06/98	86.09	19.90	66.19	--	<50	30,500	5,950	3,720	952	3,750	<1,000	--	--
06/18/98	86.09	20.49	65.60	--	1,100	23,000	2,600	540	410	1,300	<250	--	--
08/31/98	86.09	21.05	65.04	--	1,800	17,000	3,400	460	530	1,800	<250	--	--
12/21/98	86.09	21.74	64.35	--	930	7,900	1,900	510	280	730	150	2.6	--

Table 1
Groundwater Monitoring Data and Analytical Results
Former Texaco Service Station (Site #211283)
3810 Broadway
Oakland, California

WELL ID/ DATE	TOC* (fl)	DTW (fl)	GWE (msl)	SPHT (fl)	TPH-D (ppb)	TPH-G (ppb)	B (ppb)	T (ppb)	E (ppb)	X (ppb)	MTBE by 8020 (ppb)	MTBE by 8260 (ppb)	ETHANOL (ppb)
MW-6 (cont)													
03/24/99	86.09	21.18	64.91	--	763	12,200	1,970	327	338	794	<40.0	<50.0	--
06/25/99	86.09	21.34	64.75	--	1,050	14,800	2,040	1,080	406	1,430	<40.0	--	--
09/24/99	86.09	22.28	63.81	--	1,720	17,200	2,810	1,330	489	2,340	<50.0	--	--
12/29/99	86.09	24.96	61.13	--	1,480	14,700	2,790	974	469	1,720	<500	--	--
03/21/00	86.09	18.70	67.39	--	1,120	20,000	4,160	962	719	2,330	<250	--	--
07/26/00	86.09	INACCESSIBLE		--	--	--	--	--	--	--	--	--	--
09/06/00	86.09	INACCESSIBLE		--	--	--	--	--	--	--	--	--	--
11/29/00	86.48	21.30	65.18	--	2,060	22,800	4,120	2,010	872	3,180	--	--	--
03/06/01	86.48	19.05	67.43	--	2,220	32,100	3,760	4,590	1,160	5,360	--	--	--
06/19/01 ⁶	86.48	21.11	65.37	--	<1,500	40,000	2,800	6,000	1,200	5,300	--	<25	--
09/05/01 ⁶	86.48	21.37	65.11	--	<1,000	18,000	3,800	800	730	1,400	--	<200	--
12/20/01 ⁶	86.48	19.80	66.68	--	<1,300	29,000	2,600	3,700	1,100	4,100	--	<100	--
06/25/02	86.09	21.13	64.96	0.00	2,500	21,000	2,200	1,800	850	2,100	<100	--	--
09/18/02	86.09	22.00	64.09	0.00	1,300	13,000	1,700	480	610	970	110	--	--
12/19/02	86.09	20.98	65.11	0.00	2,700	20,000	2,900	620	770	2,100	<20	--	--
03/20/03	86.09	20.23	65.86	0.00	2,600	23,000	1,500	2,200	920	3,400	<100	--	--
06/23/03 ¹⁰	86.09	20.96	65.13	0.00	2,400	21,000	2,000	1,400	890	2,500	--	6	--
09/22/03 ¹⁰	86.09	21.95	64.14	0.00	1,800	7,400	920	220	360	580	--	5	<50
12/22/03 ¹⁰	86.09	21.63	64.46	0.00	2,300	9,700	1,700	240	450	1,000	--	6	<100 ¹¹
03/22/04 ¹⁰	86.09	20.31	65.78	0.00	2,700	23,000	1,500	1,400	830	2,800	--	4	<250
06/21/04 ¹⁰	86.09	20.64	65.45	0.00	2,800	20,000	2,000	2,300	1,100	3,800	--	4	<130
09/20/04 ¹⁰	86.09	22.29	63.80	0.00	1,300	4,600	480	65	200	260	--	4	<100
12/20/04 ¹⁰	86.09	21.33	64.76	0.00	1,500	9,500	1,500	220	450	840	--	5	<250
03/28/05 ¹⁰	86.09	19.65	66.44	0.00	2,400 ⁹	13,000	1,100	550	600	1,600	--	3	<250
06/27/05 ¹⁰	86.09	19.86	66.23	0.00	2,100 ¹⁴	15,000	1,100	1,300	790	2,600	--	3	<100
09/19/05 ¹⁰	86.09	20.49	65.60	0.00	2,300	18,000	1,300	1,200	800	2,500	--	3	<100
MW-7													
10/10/96	84.11	20.78	63.33	--	<50	<50	0.6	<0.5	<0.5	<0.5	<5.0	--	--
11/07/96	84.11	20.80	63.31	--	--	--	--	--	--	--	--	--	--
12/18/97	84.11	17.27	66.84	--	<50	<50	<0.5	<0.5	<0.5	<0.5	<30	--	--
04/06/98	84.11	15.91	68.20	--	<50	<50	<0.5	<0.5	<0.5	<0.5	<30	--	--

Table 1
Groundwater Monitoring Data and Analytical Results
Former Texaco Service Station (Site #211283)
3810 Broadway
Oakland, California

WELL ID/ DATE	TOC* (ft.)	DTW (ft.)	GWE (msl)	SPHT (ft.)	TPH-D (ppb)	TPH-G (ppb)	B (ppb)	T (ppb)	E (ppb)	X (ppb)	MTBE by 8020 (ppb)	MTBE by 8260 (ppb)	ETHANOL (ppb)
MW-7 (cont)													
06/18/98	84.11	17.95	66.16	--	<50	<50	<0.5	<0.5	<0.5	<0.5	<0.5	--	--
08/31/98	84.11	19.40	64.71	--	<50	<50	<0.5	<0.5	<0.5	<0.5	<2.5	--	--
12/21/98	84.11	19.75	64.36	--	<50	<50	<0.5	<0.5	<0.5	<0.5	<2.5	--	--
03/24/99	84.11	17.54	66.57	--	51.3	<50.0	<0.500	<0.500	<0.500	<0.500	<2.00	--	--
06/25/99	84.11	19.22	64.89	--	<50.0	<50.0	<0.500	<0.500	<0.500	<0.500	<2.00	--	--
09/24/99	84.11	20.18	63.93	--	<50.0	<50.0	<0.500	<0.500	<0.500	<0.500	<2.50	--	--
12/29/99	84.11	20.15	63.96	--	99.0	<50.0	<0.500	<0.500	<0.500	<0.500	<5.00	--	--
03/21/00	84.11	16.35	67.76	--	<50.0	<50.0	<0.500	<0.500	<0.500	<0.500	<2.50	--	--
07/26/00	84.11	18.99	65.12	--	<50.0	<50.0	<0.500	<0.500	<0.500	<0.500	<2.50	--	--
09/06/00	84.11	19.49	64.62	--	-- ⁵	<50.0	<0.500	<0.500	<0.500	<0.500	--	--	--
11/29/00	84.44	19.52	64.92	--	<50.0	<50.0	<0.500	<0.500	<0.500	<0.500	--	--	--
03/06/01	84.44	17.15	67.29	--	<50.0	<50.0	<0.500	<0.500	<0.500	<0.500	--	--	--
06/19/01 ⁶	84.44	19.30	65.14	--	<50	<50	<0.50	<0.50	<0.50	<0.50	--	<0.50	--
09/05/01 ⁶	84.44	20.22	64.22	--	<50	<50	0.64	0.84	0.94	5.2	--	<5.0	--
12/20/01 ⁶	84.44	17.85	66.59	--	<50	<50	<0.50	<0.50	<0.50	<0.50	--	<5.0	--
06/25/02	84.11	19.30	64.81	0.00	<50	<50	<0.50	<0.50	<0.50	<1.5	<2.5	--	--
09/18/02	84.11	20.10	64.01	0.00	170	<50	<0.50	<0.50	<0.50	<1.5	<2.5	--	--
12/19/02	84.11	18.73	65.38	0.00	<50	<50	<0.50	<0.50	<0.50	<1.5	<2.5	--	--
03/20/03	84.11	18.86	65.25	0.00	<50	<50	<0.50	<0.50	<0.50	<1.5	<2.5	--	--
06/23/03 ¹⁰	84.11	19.00	65.11	0.00	<50	<50	<0.5	<0.5	<0.5	<0.5	--	<0.5	--
09/22/03 ¹⁰	84.11	20.05	64.06	0.00	<50	<50	<0.5	<0.5	<0.5	<0.5	--	<0.5	<50
12/22/03 ¹⁰	84.11	19.72	64.39	0.00	72	<50	<0.5	<0.5	<0.5	<0.5	--	<0.5	<50
03/22/04 ¹⁰	84.11	17.94	66.17	0.00	<50	<50	<0.5	<0.5	<0.5	<0.5	--	<0.5	<50
06/21/04 ¹⁰	84.11	19.53	64.58	0.00	73	<50	<0.5	<0.5	<0.5	<0.5	--	<0.5	<50
09/20/04 ¹⁰	84.11	20.59	63.52	0.00	69	<50	<0.5	<0.5	<0.5	<0.5	--	<0.5	<50
12/20/04 ¹⁰	84.11	19.43	64.68	0.00	67 ⁹	<50	<0.5	<0.5	<0.5	<0.5	--	<0.5	<50
03/28/05 ¹⁰	84.11	16.68	67.43	0.00	69 ⁹	<50	<0.5	<0.5	<0.5	<0.5	--	<0.5	<50
06/27/05 ¹⁰	84.11	18.43	65.68	0.00	<50	<50	<0.5	<0.5	<0.5	<0.5	--	<0.5	<50
09/19/05 ¹⁰	84.11	19.77	64.34	0.00	<50	<50	<0.5	<0.5	<0.5	<0.5	--	<0.5	<50
MW-9													
10/10/96	82.17	18.62	63.55	--	520	80	2.5	13	2.2	13	<5.0	--	--

Table 1
Groundwater Monitoring Data and Analytical Results
Former Texaco Service Station (Site #211283)
3810 Broadway
Oakland, California

WELL ID/ DATE	TOC* (fL)	DTW (fL)	GWE (msl)	SPHT (fL)	TPH-D (ppb)	TPH-G (ppb)	B (ppb)	T (ppb)	E (ppb)	X (ppb)	MTBE by 8020 (ppb)	MTBE by 8260 (ppb)	ETHANOL (ppb)
MW-9 (cont)													
11/07/96	82.17	63.53	18.64	--	--	--	--	--	--	--	--	--	--
12/18/97	82.17	16.42	65.75	--	<50	<50	<0.5	<0.5	<0.5	<0.5	<30	--	--
04/06/98	82.17	14.00	68.17	--	<50	<50	<0.5	<0.5	<0.5	<0.5	<30	--	--
06/18/98	82.17	15.33	66.84	--	100	<50	<0.5	<0.5	<0.5	<0.5	<0.5	--	--
08/31/98	82.17	17.14	65.03	--	57	<50	<0.5	<0.5	<0.5	<0.5	<2.5	--	--
12/21/98	82.17	17.40	64.77	--	71	<50	<0.5	<0.5	<0.5	<0.5	<2.5	--	--
03/24/99	82.17	16.22	65.95	--	84.0	<50.0	<0.500	<0.500	<0.500	<0.500	<2.00	--	--
06/25/99	82.17	16.90	65.27	--	92.0	<50.0	<0.500	<0.500	<0.500	<0.500	<2.00	--	--
09/24/99	82.17	17.89	64.28	--	<50.0	<50.0	<0.500	<0.500	<0.500	<0.500	<2.50	--	--
12/29/99	82.17	18.01	64.16	--	52.8	<50.0	<0.500	<0.500	<0.500	<0.500	<5.00	--	--
03/21/00	82.17	14.80	67.37	--	72.4	<50.0	<0.500	<0.500	<0.500	<0.500	<2.50	--	--
07/26/00	82.17	17.17	65.00	--	83.6	<50.0	<0.500	<0.500	<0.500	<0.500	<2.50	--	--
09/06/00	82.17	17.95	64.22	--	74.3	<50.0	<0.500	<0.500	<0.500	<0.500	--	--	--
11/29/00	82.52	18.10	64.42	--	96.2	<50.0	<0.500	<0.500	<0.500	<0.500	--	--	--
03/06/01	82.52	16.75	65.77	--	94.2	<50.0	<0.500	<0.500	<0.500	<0.500	--	--	--
06/19/01 ⁶	82.52	17.83	64.69	--	<50	<50	<0.50	<0.50	<0.50	<0.50	--	<0.50	--
09/05/01 ⁶	82.52	17.98	64.54	--	<50	<50	<0.50	<0.50	<0.50	1.6	--	<5.0	--
12/20/01 ⁶	82.52	16.85	65.67	--	84	<50	<0.50	<0.50	<0.50	<0.50	--	<5.0	--
06/25/02	82.17	17.12	65.05	0.00	100	<50	<0.50	<0.50	<0.50	<1.5	<2.5	--	--
09/18/02	82.17	17.76	64.41	0.00	170	<50	<0.50	<0.50	<0.50	<1.5	<2.5	--	--
12/19/02	82.17	16.83	65.34	0.00	73	<50	<0.50	<0.50	<0.50	<1.5	<2.5	--	--
03/20/03	82.17	16.61	65.56	0.00	87	<50	<0.50	<0.50	<0.50	<1.5	<2.5	--	--
06/23/03 ¹⁰	82.17	17.14	65.03	0.00	<50	<50	<0.5	<0.5	<0.5	<0.5	--	0.7	--
09/22/03 ¹⁰	82.17	17.72	64.45	0.00	66	<50	<0.5	<0.5	<0.5	<0.5	--	0.7	<50
12/22/03 ¹⁰	82.17	17.44	64.73	0.00	94	<50	<0.5	<0.5	<0.5	<0.5	--	0.7	<50
03/22/04 ¹⁰	82.17	16.07	66.10	0.00	<50	<50	<0.5	<0.5	<0.5	<0.5	--	0.7	<50
06/21/04 ¹⁰	82.17	17.38	64.79	0.00	80	<50	<0.5	<0.5	<0.5	<0.5	--	1	<50
09/20/04 ¹⁰	82.17	18.14	64.03	0.00	120	<50	<0.5	<0.5	<0.5	<0.5	--	1	<50
12/20/04 ¹⁰	82.17	17.15	65.02	0.00	74 ⁹	<50	<0.5	<0.5	<0.5	<0.5	--	2	<50
03/28/05 ¹⁰	82.17	15.47	66.70	0.00	84 ⁹	<50	<0.5	<0.5	<0.5	<0.5	--	3	<50
06/27/05 ¹⁰	82.17	16.41	65.76	0.00	140 ¹²	<50	<0.5	<0.5	<0.5	<0.5	--	3	<50
09/19/05 ¹⁰	82.17	17.42	64.75	0.00	<50	<50	<0.5	<0.5	<0.5	<0.5	--	5	<50

Table 1
Groundwater Monitoring Data and Analytical Results
Former Texaco Service Station (Site #211283)
3810 Broadway
Oakland, California

WELL ID/ DATE	TOC* (ft.)	DTW (ft.)	GWE (msl)	SPHT (ft.)	TPH-D (ppb)	TPH-G (ppb)	B (ppb)	T (ppb)	E (ppb)	X (ppb)	MTBE by 8020 (ppb)	MTBE by 8260 (ppb)	ETHANOL (ppb)
MW-10													
10/10/96	81.83	18.40	63.43	--	<50	<50	<0.5	<0.5	<0.5	<0.5	<5.0	--	--
11/07/96	81.83	18.43	63.40	--	--	--	--	--	--	--	--	--	--
12/18/97	81.83	16.18	65.65	--	<50	350	6.9	0.87	0.88	0.77	<30	--	--
04/06/98	81.83	14.39	67.44	--	<50	2,300	224	168	81.4	253	<30	--	--
06/18/98	81.83	15.11	66.72	--	320	7,200	310	210	83	280	<0.5	--	--
08/31/98	81.83	17.03	64.80	--	120	460	51	8.2	5.1	10	<5.0	--	--
12/21/98	81.83	17.32	64.51	--	79	120	5.5	<1.0	<1.0	<1.0	8.7	<2.0	--
03/24/99	81.83	15.25	66.58	--	923	1,330	85.9	42.9	29.7	95.2	20.4	<25.0	--
06/25/99	81.83	16.82	65.01	--	167	1,130	115	32.6	17.2	36.3	<4.00	--	--
09/24/99	81.83	17.75	64.08	--	76.7	382	20.0	<1.00	2.21	1.37	8.83	--	--
12/29/99	81.83	18.13	63.70	--	107	114	9.03	<0.500	0.531	<0.500	<5.00	--	--
03/21/00	81.83	14.22	67.61	--	194	1,270	86.3	52.3	38.1	102	19.5	--	--
07/26/00	81.83	16.61	65.22	--	192	562	74.8	7.51	24.3	14.8	13.3	<1.00 ⁴	--
09/06/00	81.83	17.08	64.75	--	205	606	93.4	5.36	16.7	38.9	--	--	--
11/29/00	82.16	16.90	65.26	--	258	583	40.0	1.46	4.69	15.8	--	--	--
03/06/01	82.16	14.80	67.36	--	199	837	34.2	26.4	20.8	27.5	--	--	--
06/19/01 ⁶	82.16	16.85	65.31	--	<50	400	47	2.6	8.8	17	--	0.60	--
09/05/01 ⁶	82.16	17.87	64.29	--	<100	230	20	<0.50	1.2	5.3	--	<5.0	--
12/20/01 ⁶	82.16	15.54	66.62	--	110	300	13	2.5	1.7	4.6	--	<5.0	--
06/25/02	81.83	16.93	64.90	0.00	180	810	180	3.2	17	8.0	<2.5	--	--
09/18/02	81.83	17.68	64.15	0.00	200	260	24	<2.0	2.5	5.0	2.9	--	--
12/19/02	81.83	16.36	65.47	0.00	86	360	25	0.60	<0.50	1.5	<5.0	--	--
03/20/03	81.83	16.32	65.51	0.00	200	620	21	5.3	6.0	13	<10	--	--
06/23/03 ¹⁰	81.83	16.57	65.26	0.00	290	1,500	170	23	40	93	--	0.7	--
09/22/03 ¹⁰	81.83	17.60	64.23	0.00	180	480	48	3	7	17	--	0.8	<50
12/22/03 ¹⁰	81.83	17.31	64.52	0.00	120	230	7	<0.5	<0.5	1	--	0.9	<50
03/22/04 ¹⁰	81.83	15.58	66.25	0.00	230	1,500	72	26	30	82	--	0.7	<50
06/21/04 ¹⁰	81.83	17.12	64.71	0.00	220	1,000	120	29	47	73	--	2	<50
09/20/04 ¹⁰	81.83	18.12	63.71	0.00	230	470	36	5	6	20	--	2	<50
12/20/04 ¹⁰	81.83	17.01	64.82	0.00	170 ⁹	480	13	2	1	7	--	2	<50
03/28/05 ¹⁰	81.83	14.64	67.19	0.00	450 ⁹	1,900	64	46	55	140	--	1	<50
06/27/05 ¹⁰	81.83	15.99	65.84	0.00	400 ¹⁵	1,700	140	61	33	180	--	3	<50
09/19/05 ¹⁰	81.83	17.35	64.48	0.00	170	1,200	98	35	58	110	--	5	<50

Table i
Groundwater Monitoring Data and Analytical Results
Former Texaco Service Station (Site #211283)
3810 Broadway
Oakland, California

WELL ID/ DATE	TOC* (<i>µ</i> L)	DTW (<i>ft.</i>)	GWE (<i>msl</i>)	SPHT (<i>ft.</i>)	TPH-D (<i>ppb</i>)	TPH-G (<i>ppb</i>)	B (<i>ppb</i>)	T (<i>ppb</i>)	E (<i>ppb</i>)	X (<i>ppb</i>)	MTBE by 8020 (<i>ppb</i>)	MTBE by 8260 (<i>ppb</i>)	ETHANOL (<i>ppb</i>)
MW-11													
08/08/00	--	25.61	--	--	--	--	--	--	--	--	--	--	--
08/16/00	--	25.50	--	--	56.80	<50.0	<0.500	<0.500	<0.500	<0.500	--	--	--
09/06/00	--	25.90	--	--	-- ⁵	<50.0	<0.500	<0.500	<0.500	<0.500	--	--	--
11/29/00	90.63	25.80	64.83	--	63.8	<50.0	<0.500	<0.500	<0.500	<0.500	--	--	--
03/06/01	90.63	23.32	67.31	--	<50.0	<50.0	<0.500	<0.500	<0.500	<0.500	--	--	--
06/19/01 ⁶	90.63	25.57	65.06	--	<50	<50	<0.50	<0.50	<0.50	<0.50	--	<0.50	--
09/05/01 ⁶	90.63	26.42	64.21	--	<50	<50	<0.50	<0.50	<0.50	0.68	--	<5.0	--
12/20/01 ⁶	90.63	24.27	66.36	--	<50	<50	<0.50	<0.50	<0.50	<0.50	--	<5.0	--
06/25/02	-- ⁸	25.51	-- ⁸	0.00	<50	<50	<0.50	<0.50	<0.50	<1.5	<2.5	--	--
09/18/02	-- ⁸	26.31	-- ⁸	0.00	80	<50	<0.50	<0.50	<0.50	<1.5	<2.5	--	--
12/19/02	-- ⁸	25.08	-- ⁸	0.00	<50	<50	<0.50	<0.50	<0.50	<1.5	<2.5	--	--
03/20/03	-- ⁸	24.87	-- ⁸	0.00	<50	<50	<0.50	0.51	<0.50	<1.5	<2.5	--	--
06/23/03 ¹⁰	-- ⁸	25.21	-- ⁸	0.00	140	<50	<0.5	<0.5	<0.5	<0.5	--	<0.5	--
09/22/03 ¹⁰	-- ⁸	26.26	-- ⁸	0.00	52	<50	<0.5	<0.5	<0.5	<0.5	--	1	<50
12/22/03 ¹⁰	-- ⁸	25.97	-- ⁸	0.00	69	<50	<0.5	<0.5	<0.5	<0.5	--	2	<50
03/22/04 ¹⁰	-- ⁸	24.13	-- ⁸	0.00	<50	<50	<0.5	<0.5	<0.5	<0.5	--	<0.5	<50
06/21/04 ¹⁰	-- ⁸	25.74	-- ⁸	0.00	79	<50	<0.5	<0.5	<0.5	<0.5	--	<0.5	<50
09/20/04 ¹⁰	-- ⁸	26.83	-- ⁸	0.00	140	<50	<0.5	<0.5	<0.5	<0.5	--	4	<50
12/20/04 ¹⁰	-- ⁸	25.67	-- ⁸	0.00	54 ⁹	<50	<0.5	<0.5	<0.5	<0.5	--	3	<50
03/28/05 ¹⁰	-- ⁸	23.03	-- ⁸	0.00	58 ⁹	<50	<0.5	<0.5	<0.5	<0.5	--	<0.5	<50
06/27/05 ¹⁰	-- ⁸	24.61	-- ⁸	0.00	<50	<50	<0.5	<0.5	<0.5	<0.5	--	<0.5	<50
09/19/05 ¹⁰	-- ⁸	25.98	-- ⁸	0.00	<50	<50	<0.5	<0.5	<0.5	<0.5	--	0.6	<50
MW-12													
06/25/02 ⁷	84.19	18.65	65.54	0.00	410	1,000	340	8.2	16	8.3	11	--	--
09/18/02	84.19	19.67	64.52	0.00	230	130	52	<0.50	<0.50	<1.5	9.8	--	--
12/19/02	84.19	18.67	65.52	0.00	450	<50	11	<0.50	<0.50	<1.5	<2.5	--	--
03/20/03	84.19	17.97	66.22	0.00	300	280	120	1.9	11	<1.5	2.6	--	--
06/23/03 ¹⁰	84.19	18.27	65.92	0.00	400	400	130	4	1	0.7	--	14	--
09/22/03 ¹⁰	84.19	19.52	64.67	0.00	270	<50	9	<0.5	<0.5	<0.5	--	9	<50
12/22/03 ¹⁰	84.19	19.75	64.44	0.00	130	720	130	29	10	46	--	2	<50
03/22/04 ¹⁰	84.19	17.06	67.13	0.00	240	<50	3	<0.5	<0.5	1	--	0.5	<50

Table 1
Groundwater Monitoring Data and Analytical Results
Former Texaco Service Station (Site #211283)
3810 Broadway
Oakland, California

WELL ID/ DATE	TOC* (<i>ft.</i>)	DTW (<i>ft.</i>)	GWE (<i>mst</i>)	SPHT (<i>ft.</i>)	TPH-D (<i>ppb</i>)	TPH-G (<i>ppb</i>)	B (<i>ppb</i>)	T (<i>ppb</i>)	E (<i>ppb</i>)	X (<i>ppb</i>)	MTBE by 8020 (<i>ppb</i>)	MTBE by 8260 (<i>ppb</i>)	ETHANOL (<i>ppb</i>)
MW-12 (cont)													
06/21/04 ¹⁰	84.19	18.82	65.37	0.00	350	140	43	<0.5	<0.5	<0.5	--	8	<50
09/20/04 ¹⁰	84.19	19.99	64.20	0.00	340	<50	<0.5	<0.5	<0.5	<0.5	--	2	<50
12/20/04 ¹⁰	84.19	19.46	64.73	0.00	160 ⁹	1,300	400	28	31	31	--	1	<50
03/28/05 ¹⁰	84.19	16.42	67.77	0.00	440 ⁹	90	24	<0.5	<0.5	<0.5	--	1	<50
06/27/05 ¹⁰	84.19	17.53	66.66	0.00	170 ¹³	<50	<0.5	<0.5	<0.5	<0.5	--	1	<50
09/19/05 ¹⁰	84.19	19.04	65.15	0.00	190	<50	<0.5	<0.5	<0.5	<0.5	--	3	<50
MW-2													
06/28/96	85.83	22.10	63.73	1.35	--	--	--	--	--	--	--	--	--
10/10/96	85.83	22.36	63.47	--	1,800	99,000	4,100	9,400	2,300	9,900	390	<25 ¹	--
11/07/96	85.83	22.39	63.45**	0.01	--	--	--	--	--	--	--	--	--
12/18/97	85.83	20.19	65.64	--	4,700	24,000	600	1,800	750	2,400	<2,000	--	--
04/06/98	85.83	18.00	67.83	--	9.5	20,100	252	448	430	1,410	<200	--	--
06/18/98	85.83	19.63	66.20	--	5,200	20,000	240	370	270	790	<50	--	--
08/31/98	85.83	21.01	64.82	--	19,000	72,000	270	990	630	1,700	<125	--	--
12/21/98	85.83	21.31	64.52	--	13,000	290	8.7	18	9.7	38	10	29	--
03/24/99	85.83	19.18	66.65	--	5,590	80,400	651	1,860	1,120	3,730	<40.0	<100	--
06/25/99	85.83	20.78	65.05	--	12,100	34,700	504	1,300	716	2,160	<40.0	--	--
09/24/99	85.83	21.82	64.01	--	108	6,510	1,030	350	183	680	<50.0	--	--
12/29/99	85.83	22.17	63.90**	0.30	--	--	--	--	--	--	--	--	--
01/07/00	85.83	22.84	63.30**	0.39	--	--	--	--	--	--	--	--	--
03/21/00	-- ³	18.19	--	--	41,100	54,100	1,260	3,320	2,180	8,200	<1,250	--	--
DESTROYED													
MW-3													
06/28/96	83.18	19.04	64.14	--	--	--	--	--	--	--	--	--	--
10/10/96	83.18	19.51	63.67	--	1,200	110,000	6,600	16,000	2,200	12,000	<250	--	--
11/07/96	83.18	19.40	63.78	--	--	--	--	--	--	--	--	--	--
12/18/97	83.18	18.79	64.39	--	6,100,000	180,000	1,500	16,000	4,600	23,000	<3,000	--	--
04/06/98	83.18	16.58	66.64	0.05	--	--	--	--	--	--	--	--	--
06/18/98	83.18	--	--	>2.0 ²	--	--	--	--	--	--	--	--	--
08/31/98	83.18	19.56	63.68	0.07	--	--	--	--	--	--	--	--	--

Table 1
Groundwater Monitoring Data and Analytical Results
Former Texaco Service Station (Site #211283)
3810 Broadway
Oakland, California

WELL ID/ DATE	TOC* (fL)	DTW (fL)	GWE (msl)	SPHT (fL)	TPH-D (ppb)	TPH-G (ppb)	B (ppb)	T (ppb)	E (ppb)	X (ppb)	MTBE by 8020 (ppb)	MTBE by 8260 (ppb)	ETHANOL (ppb)
MW-3 (cont)													
12/21/98	83.18	20.23	65.13	2.73	--	--	--	--	--	--	--	--	--
03/24/99	83.18	16.76	67.11	0.86	--	--	--	--	--	--	--	--	--
06/25/99	83.18	18.47	64.95	0.30	--	--	--	--	--	--	--	--	--
09/24/99	83.18	19.43	63.81	0.08	--	--	--	--	--	--	--	--	--
12/29/99	83.18	19.25	63.96	0.04	--	--	--	--	--	--	--	--	--
01/07/00	83.18	19.87	63.37	0.07	--	--	--	--	--	--	--	--	--
DESTROYED													
MW-5													
10/10/96	85.41	21.93	63.48	--	<50	1,800	34	4.7	11	44	21	5.0 ¹	--
11/07/96	85.41	21.96	63.45	--	--	--	--	--	--	--	--	--	--
12/18/97	85.41	19.81	65.60	--	<50	1,200	15	<1.0	15	<1.0	72	--	--
04/06/98	85.41	17.43	67.98	--	<50	1,000	126	0.5	0.8	1.5	<30	--	--
06/18/98	85.41	19.15	66.26	--	100	110	6.9	<0.5	<0.5	<0.5	<0.5	--	--
08/31/98	85.41	20.46	64.95	--	120	480	5.3	<2.5	<2.5	<2.5	<12	--	--
12/21/98	85.41	20.91	64.50	--	100	270	16	2.9	1.3	<1.0	34	<2.0	--
03/24/99	85.41	18.74	66.67	--	93.3	143	2.80	<0.500	0.749	<0.500	<2.00	<5.00	--
06/25/99	85.41	20.31	65.10	--	125	847	6.61	<0.500	0.611	<0.500	2.69	<2.00	--
09/24/99	85.41	21.36	64.05	--	94.0	563	6.00	<2.50	<2.50	<2.50	25.1	--	--
12/29/99	85.41	21.41	64.00	--	173	896	16.6	1.48	8.92	2.67	61.1	<0.500	--
03/21/00	85.41	18.13	67.28	--	158	858	53.7	<1.00	21.4	8.00	11.6	--	--
07/26/00	85.41	OBSTRUCTION IN WELL			--	--	--	--	--	--	--	--	--
09/06/00	85.41	20.33	65.08	--	231	670	153	<2.50	7.87	<2.50	--	--	--
11/29/00	85.13	OBSTRUCTION IN WELL			--	--	--	--	--	--	--	--	--
03/06/01	85.13	OBSTRUCTION IN WELL			--	--	--	--	--	--	--	--	--
06/19/01	85.13	OBSTRUCTION IN WELL			--	--	--	--	--	--	--	--	--
09/05/01	85.13	OBSTRUCTION IN WELL			--	--	--	--	--	--	--	--	--
12/02/01	85.13	OBSTRUCTION IN WELL			--	--	--	--	--	--	--	--	--
NOT MONITORED/SAMPLED													
MW-8													
10/10/96	84.01	20.82	63.19	--	110	17,000	1,300	1,200	64	1,300	110	<5.0 ¹	--
11/07/96	84.01	20.44	63.57	--	--	--	--	--	--	--	--	--	--

Table 1
Groundwater Monitoring Data and Analytical Results
Former Texaco Service Station (Site #211283)
3810 Broadway
Oakland, California

WELL ID/ DATE	TOC* (fl.)	DTW (fl.)	GWE (msl)	SPHT (fl.)	TPH-D (ppb)	TPH-G (ppb)	B (ppb)	T (ppb)	E (ppb)	X (ppb)	MTBE by 8020 (ppb)	MTBE by 8260 (ppb)	ETHANOL (ppb)
MW-8 (cont)													
12/18/97	84.01	19.36	64.65	--	630	15,000	3,600	1,800	410	930	<600	--	--
04/06/98	84.01	16.19	67.82	--	<50	32,300	8,230	5,900	718	2,120	<1,000	--	--
06/18/98	84.01	17.75	66.26	--	<50	74,000	5,400	4,500	700	2,200	2,400	--	--
08/31/98	84.01	INACCESSIBLE		--	--	--	--	--	--	--	--	--	--
12/21/98	84.01	19.48	64.53	--	1,200	9,600	2,600	410	220	300	700	<2.0	--
03/24/99	84.01	17.44	66.57	--	2,890	86,100	9,890	11,700	1,650	7,130	<200	<250	--
06/25/99	84.01	20.69	63.40**	0.10	--	--	--	--	--	--	--	--	--
07/01/99	84.01	20.45	65.07**	1.89	--	--	--	--	--	--	--	--	--
09/24/99	84.01	20.98	64.25**	1.53	--	--	--	--	--	--	--	--	--
12/29/99	84.01	20.25	63.97**	0.26	--	--	--	--	--	--	--	--	--
01/07/00	84.01	21.00	63.33**	0.40	--	--	--	--	--	--	--	--	--
DESTROYED													
TRIP BLANK													
QA													
06/25/02	--	--	--	--	--	<50	<0.50	<0.50	<0.50	<1.5	<2.5	--	--
09/18/02	--	--	--	--	--	<50	<0.50	<0.50	<0.50	<1.5	<2.5	--	--
12/19/02	--	--	--	--	--	<50	<0.50	<0.50	<0.50	<1.5	<2.5	--	--
03/20/03	--	--	--	--	--	<50	<0.50	<0.50	<0.50	<1.5	<2.5	--	--
06/23/03 ¹⁰	--	--	--	--	--	<50	<0.5	<0.5	<0.5	<0.5	--	<0.5	--
09/22/03 ¹⁰	--	--	--	--	--	<50	<0.5	<0.5	<0.5	<0.5	--	<0.5	--
12/22/03 ¹⁰	--	--	--	--	--	<50	<0.5	<0.5	<0.5	<0.5	--	<0.5	--
03/22/04 ¹⁰	--	--	--	--	--	<50	<0.5	<0.5	<0.5	<0.5	--	<0.5	--
06/21/04 ¹⁰	--	--	--	--	--	<50	<0.5	<0.5	<0.5	<0.5	--	<0.5	--
09/20/04 ¹⁰	--	--	--	--	--	<50	<0.5	<0.5	<0.5	<0.5	--	<0.5	--
12/20/04 ¹⁰	--	--	--	--	--	<50	<0.5	<0.5	<0.5	<0.5	--	<0.5	--
03/28/05 ¹⁰	--	--	--	--	--	<50	<0.5	<0.5	<0.5	<0.5	--	<0.5	--
06/27/05 ¹⁰	--	--	--	--	--	<50	<0.5	<0.5	<0.5	<0.5	--	<0.5	--
09/19/05 ¹⁰	--	--	--	--	--	<50	<0.5	<0.5	<0.5	<0.5	--	<0.5	--

Table 1
Groundwater Monitoring Data and Analytical Results
Former Texaco Service Station (Site #211283)
3810 Broadway
Oakland, California

EXPLANATIONS:

Groundwater monitoring data and laboratory analytical results prior to June 25, 2002, were compiled from reports prepared by Toxichem Management Systems, Inc.

TOC = Top of Casing

(ft.) = Feet

DTW = Depth to Water

GWE = Groundwater Elevation

(msl) = Mean Sea Level

SPH = Separate-phase hydrocarbons

SPHT = Separate-phase hydrocarbon thickness

TPH-D = Total Petroleum Hydrocarbons as Diesel

TPH-G = Total Petroleum Hydrocarbons as Gasoline

B = Benzene

T = Toluene

E = Ethylbenzene

X = Xylenes

MTBE = Methyl tertiary butyl ether

(ppb) = Parts per billion

-- = Not Measured/Not Analyzed

QA = Quality Assurance/Trip Blank

* TOC elevations were surveyed June 24, 2002, by Morrow Surveying, and are based on City of Oakland Benchmark.

** GWE corrected for the presence of SPH; correction factor = $[(TOC - DTW) + (0.80 \times SPHT)]$.

¹ MTBE confirmed by EPA Method 8240.

² Free product could not be accurately measured.

³ TOC altered.

⁴ Analyzed outside EPA recommended hold time.

⁵ Sample containers broken during transport to laboratory.

⁶ TPH-G and BTEX analyzed by EPA Method 8260.

⁷ Well development performed.

⁸ MW-11 was inaccessible during the re-surveying. TOC was not measured.

⁹ Laboratory report indicates the observed sample pattern is not typical of diesel/#2 fuel oil.

¹⁰ BTEX analyzed by EPA Method 8260.

¹¹ Ethanol was previously reported as <50 ppb.

¹² Laboratory report indicates the observed sample pattern is not typical of #2 fuel/diesel. It elutes in the DRO range later than #2 fuel.

¹³ Laboratory report indicates the observed sample pattern includes #2 fuel/diesel and an additional pattern which elutes later in the DRO range.

¹⁴ Laboratory report indicates the observed sample pattern is not typical of #2 fuel/diesel. It elutes in the DRO range earlier than #2 fuel.

¹⁵ Laboratory report indicates the observed sample patterns are not typical of #2 fuel/diesel. They elute in the DRO range earlier and later than #2 fuel.

Table 2
Field Measurements
Former Texaco Service Station (Site #211283)
3810 Broadway
Oakland, California

WELL ID	DATE	D.O.	ORP	D.O.	ORP	D.O.	ORP
		Before Purging (mg/L)	Before Purging (mV)	Mid-Purging (mg/L)	Mid-Purging (mV)	After Purging (mg/L)	After Purging (mV)
MW-2	09/24/99	1.00	--	--	--	0.80	--
	12/29/99	2.60	--	--	--	--	--
	03/21/00	3.30	--	--	--	3.60	--
MW-6	09/24/99	1.00	--	--	--	1.20	--
	12/29/99	1.30	--	--	--	1.50	--
	03/21/00	3.00	--	--	--	4.30	--
	11/29/00	2.00	--	--	--	1.80	--
	03/06/01	3.70	--	--	--	4.00	--
	06/19/01	3.00	--	--	--	3.40	--
	09/05/01	10.40	--	--	--	10.80	--
	12/20/01	1.30	--	--	--	1.50	--
	06/25/02	1.00	--	0.60	--	0.40	--
	09/18/02	0.60	58	0.90	69	1.00	72
	12/19/02	1.20	71	--	--	1.10	79
	03/20/03	0.40	-93	--	--	1.60	-87
	06/23/03	0.90	64	--	--	1.20	78
	09/22/03	1.10	70	--	--	1.30	76
	12/22/03	0.90	68	--	--	1.00	70
	03/22/04	1.00	74	--	--	1.20	82
	06/21/04	1.10	72	--	--	1.10	86
	09/20/04	1.20	68	--	--	1.30	76
	12/20/04	1.00	71	--	--	1.10	80
	03/28/05	1.10	75	--	--	1.10	86
06/27/05	1.10	78	--	--	1.20	90	
09/19/05	2.90	- ¹	--	--	1.20	- ¹	
MW-7	09/24/99	1.40	--	--	--	1.60	--
	12/29/99	2.30	--	--	--	1.80	--
	03/21/00	5.80	--	--	--	9.00	--
	07/26/00	6.00	--	--	--	6.60	--
	09/06/00	4.30	--	--	--	5.00	--
	11/29/00	4.00	--	--	--	3.70	--
	03/06/01	4.70	--	--	--	5.10	--
	06/19/01	3.80	--	--	--	4.20	--
	09/05/01	6.70	--	--	--	7.10	--
	12/20/01	4.90	--	--	--	5.00	--
	06/25/02	1.00	--	1.40	--	1.30	--
	09/18/02	1.80	112	1.90	98	2.10	102
	12/19/02	1.30	121	--	--	1.60	110
	03/20/03	2.60	129	--	--	2.70	152
	06/23/03	1.70	122	--	--	1.90	140
	09/22/03	1.40	92	--	--	1.70	124
	12/22/03	1.50	98	--	--	1.60	114
03/22/04	1.30	90	--	--	1.50	96	
06/21/04	1.50	106	--	--	1.70	126	

Table 2
Field Measurements
Former Texaco Service Station (Site #211283)
3810 Broadway
Oakland, California

WELL ID	DATE	D.O.	ORP	D.O.	ORP	D.O.	ORP
		Before Purging (mg/L)	Before Purging (mV)	Mid-Purging (mg/L)	Mid-Purging (mV)	After Purging (mg/L)	After Purging (mV)
MW-7	09/20/04	1.40	115	--	--	0.96	110
(cont)	12/20/04	1.30	88	--	--	1.40	95
	03/28/05	1.40	92	--	--	1.40	88
	06/27/05	1.50	106	--	--	1.40	94
	09/19/05	3.70	17	--	--	3.10	29
MW-9	09/24/99	1.00	--	--	--	1.20	--
	12/29/99	3.30	--	--	--	2.70	--
	03/21/00	3.20	--	--	--	7.30	--
	07/26/00	3.60	--	--	--	1.80	--
	09/06/00	3.80	--	--	--	4.00	--
	11/29/00	2.00	--	--	--	2.00	--
	03/06/01	4.00	--	--	--	4.90	--
	06/19/01	3.40	--	--	--	4.00	--
	09/05/01	2.70	--	--	--	2.00	--
	12/20/01	2.20	--	--	--	2.20	--
	06/25/02	0.90	--	1.00	--	1.20	--
	09/18/02	1.40	138	1.00	110	0.90	95
	12/19/02	1.80	126	--	--	1.10	98
	03/20/03	0.10	206	--	--	1.10	193
	06/23/03	1.20	146	--	--	1.00	138
	09/22/03	1.10	126	--	--	1.00	130
	12/22/03	1.30	134	--	--	1.20	142
	03/22/04	3.70	120	--	--	1.40	126
	06/21/04	3.50	108	--	--	1.20	116
	09/20/04	2.70	54	--	--	1.10	62
	12/20/04	2.50	72	--	--	1.40	80
	03/28/05	2.80	92	--	--	1.70	68
	06/27/05	2.60	82	--	--	1.50	62
	09/19/05	1.00	-38	--	--	0.60	-30
MW-10	09/19/05	1.40	-97	--	--	0.80	-98

EXPLANATIONS:

Dissolved oxygen concentrations prior to June 25, 2002, were compiled from reports prepared by Toxicchem Management Systems, Inc.

D.O. = Dissolved Oxygen

mg/L = milligrams per liter

ORP = Oxidation Reduction Potential

(mV) = Millivolts

-- = Not Measured

¹ ORP reading under range.

STANDARD OPERATING PROCEDURE - GROUNDWATER SAMPLING

Gettler-Ryan Inc. field personnel adhere to the following procedures for the collection and handling of groundwater samples prior to analysis by the analytical laboratory. Prior to sample collection, the type of analysis to be performed is determined. Loss prevention of volatile compounds is controlled and sample preservation for subsequent analysis is maintained.

Prior to sampling, the presence or absence of free-phase hydrocarbons is determined using an interface probe. Product thickness, if present, is measured to the nearest 0.01 foot and is noted in the field notes. In addition, all depth to water level measurements are collected with a static water level indicator and are also recorded in the field notes, prior to purging and sampling any wells.

After water levels are collected and prior to sampling, if purging is to occur, each well is purged a minimum of three well casing volumes of water using pre-cleaned pumps (stack, suction, Grundfos), or disposable bailers. Temperature, pH and electrical conductivity are measured a minimum of three times during the purging. Purging continues until these parameters stabilize.

Groundwater samples are collected using disposable bailers. The water samples are transferred from the bailer into appropriate containers. Pre-preserved containers, supplied by analytical laboratories, are used when possible. When pre-preserved containers are not available, the laboratory is instructed to preserve the sample as appropriate. Duplicate samples are collected for the laboratory to use in maintaining quality assurance/quality control standards. The samples are labeled to include the job number, sample identification, collection date and time, analysis, preservation (if any), and the sample collector's initials. The water samples are placed in a cooler, maintained at 4°C for transport to the laboratory. Once collected in the field, all samples are maintained under chain of custody until delivered to the laboratory.

The chain of custody document includes the job number, type of preservation, if any, analysis requested, sample identification, date and time collected, and the sample collector's name. The chain of custody is signed and dated (including time of transfer) by each person who receives or surrenders the samples, beginning with the field personnel and ending with the laboratory personnel.

A laboratory supplied trip blank accompanies each sampling set. For sampling sets greater than 20 samples, 5% trip blanks are included. The trip blank is analyzed for some or all of the same compounds as the groundwater samples.

As requested by ChevronTexaco Company, the purge water and decontamination water generated during sampling activities is transported by IWM to McKittrick Waste Management located in McKittrick, California.



GETTLER-RYAN INC.

WELL MONITORING/SAMPLING FIELD DATA SHEET

Client/Facility #: ChevronTexaco #211283 Job Number: 386956
 Site Address: 3810 Broadway Event Date: 9/19/05 (inclusive)
 City: Oakland, CA Sampler: Travis V.

Well ID: MW-1 Date Monitored: 9/19/05 Well Condition: OK
 Well Diameter: 2 in.
 Total Depth: 29.90 ft.
 Depth to Water: 22.17 ft.
7.73 x VF 1.17 = 1.31 x3 case volume = Estimated Purge Volume: 3.94 gal.

Volume	3/4"= 0.02	1"= 0.04	2"= 0.17	3"= 0.38
Factor (VF)	4"= 0.66	5"= 1.02	6"= 1.50	12"= 5.80

Purge Equipment:
 Disposable Bailer Y
 Stainless Steel Bailer _____
 Stack Pump _____
 Suction Pump _____
 Grundfos _____
 Other: _____

Sampling Equipment:
 Disposable Bailer Y
 Pressure Bailer _____
 Discrete Bailer _____
 Other: _____

Time Started: _____ (2400 hrs)
 Time Completed: _____ (2400 hrs)
 Depth to Product: _____ ft
 Depth to Water: _____ ft
 Hydrocarbon Thickness: _____ ft
 Visual Confirmation/Description: _____
 Skimmer / Absorbant Sock (circle one)
 Amt Removed from Skimmer: _____ gal
 Amt Removed from Well: _____ gal
 Water Removed: _____
 Product Transferred to: _____

Start Time (purge): 8:00 Weather Conditions: Sunny
 Sample Time/Date: 8:11 19/9/05 Water Color: Clear Odor: N/A
 Purging Flow Rate: - gpm. Sediment Description: N/A
 Did well de-water? No If yes, Time: _____ Volume: _____ gal.

Time (2400 hr.)	Volume (gal.)	pH	Conductivity (umhos/cm)	Temperature (C/F)	D.O. (mg/L)	ORP (mV)
<u>801</u>	<u>1</u>	<u>7.12</u>	<u>1069</u>	<u>17.8</u>	Pre: _____	Pre: _____
<u>803</u>	<u>2</u>	<u>7.00</u>	<u>1077</u>	<u>18.1</u>	_____	_____
<u>805</u>	<u>4</u>	<u>6.72</u>	<u>1068</u>	<u>18.3</u>	_____	_____
_____	_____	_____	_____	_____	Post: _____	Post: _____

LABORATORY INFORMATION

SAMPLE ID	(#) CONTAINER	REFRIG.	PRESERV. TYPE	LABORATORY	ANALYSES
MW-1	6 x vov vial	YES	HCL	LANCASTER	TPH-G(8015)/BTEX+MTBE(8260)/ETHANOL(8260)
	2 x Amber	YES	NP	LANCASTER	TPH-D

COMMENTS: _____

Add/Replaced Lock: _____ Add/Replaced Plug: _____ Size: _____



GETTLER - RYAN INC.

WELL MONITORING/SAMPLING FIELD DATA SHEET

Client/Facility #: ChevronTexaco #211283 Job Number: 386956
 Site Address: 3810 Broadway Event Date: 9/19/05 (inclusive)
 City: Oakland, CA Sampler: Travis V.

Well ID: MW-4 Date Monitored: 9/19/05 Well Condition: OK
 Well Diameter: 2 in.
 Total Depth: 28.55 ft.
 Depth to Water: 19.00 ft.
9.55 xVF .17 = 1.62 x3 case volume = Estimated Purge Volume: 4.87 gal.

Volume	3/4" = 0.02	1" = 0.04	2" = 0.17	3" = 0.38
Factor (VF)	4" = 0.66	5" = 1.02	6" = 1.50	12" = 5.80

Purge Equipment:
 Disposable Bailer X
 Stainless Steel Bailer _____
 Stack Pump _____
 Suction Pump _____
 Grundfos _____
 Other: _____

Sampling Equipment:
 Disposable Bailer X
 Pressure Bailer _____
 Discrete Bailer _____
 Other: _____

Time Started: _____ (2400 hrs)
 Time Completed: _____ (2400 hrs)
 Depth to Product: _____ ft
 Depth to Water: _____ ft
 Hydrocarbon Thickness: _____ ft
 Visual Confirmation/Description: _____
 Skimmer / Absorbant Sock (circle one)
 Amt Removed from Skimmer: _____ gal
 Amt Removed from Well: _____ gal
 Water Removed: _____
 Product Transferred to: _____

Start Time (purge): 1048 Weather Conditions: Sunny
 Sample Time/Date: 1111 9/19/05 Water Color: Clear Odor: N/A
 Purging Flow Rate: 1 gpm. Sediment Description: N/A
 Did well de-water? No If yes, Time: _____ Volume: _____ gal.

Time (2400 hr)	Volume (gal.)	pH	Conductivity (umhos/cm)	Temperature (C/F)	D.O. (mg/L)	ORP (mV)
<u>1049</u>	<u>2</u>	<u>7.64</u>	<u>347</u>	<u>23.7</u>	Pre: _____	Pre: _____
<u>1052</u>	<u>3</u>	<u>7.25</u>	<u>346</u>	<u>23.3</u>	_____	_____
<u>1055</u>	<u>4.5</u>	<u>7.01</u>	<u>343</u>	<u>23.1</u>	_____	_____
_____	_____	_____	_____	_____	Post: _____	Post: _____

LABORATORY INFORMATION

SAMPLE ID	(#) CONTAINER	REFRIG.	PRESERV. TYPE	LABORATORY	ANALYSES
<u>MW-4</u>	<u>6</u> x vovial	YES	HCL	LANCASTER	TPH-G(8015)/BTX+MTBE(8260)/ETHANOL(8260)
	<u>2</u> x Amber	YES	NP	LANCASTER	TPH-D

COMMENTS: _____

Add/Replaced Lock: _____ Add/Replaced Plug: _____ Size: _____



GETTLER-RYAN INC.

WELL MONITORING/SAMPLING FIELD DATA SHEET

Client/Facility #: ChevronTexaco #211283 Job Number: 386956
 Site Address: 3810 Broadway Event Date: 9/19/05 (inclusive)
 City: Oakland, CA Sampler: Travis W.

Well ID: MW-5B Date Monitored: 9/19/05 Well Condition: OK
 Well Diameter: 2 in.
 Total Depth: 30.32 ft.
 Depth to Water: 20.48 ft.
9.44 xVF .17 = 1.60 x3 case volume = Estimated Purge Volume: 5.0 gal.

Volume	3/4"= 0.02	1"= 0.04	2"= 0.17	3"= 0.38
Factor (VF)	4"= 0.66	5"= 1.02	6"= 1.50	12"= 5.80

Purge Equipment:
 Disposable Bailer X
 Stainless Steel Bailer _____
 Stack Pump _____
 Suction Pump _____
 Grundfos _____
 Other: _____

Sampling Equipment:
 Disposable Bailer X
 Pressure Bailer _____
 Discrete Bailer _____
 Other: _____

Time Started: _____ (2400 hrs)
 Time Completed: _____ (2400 hrs)
 Depth to Product: _____ ft
 Depth to Water: _____ ft
 Hydrocarbon Thickness: _____ ft
 Visual Confirmation/Description: _____
 Skimmer / Absorbant Sock (circle one)
 Amt Removed from Skimmer: _____ gal
 Amt Removed from Well: _____ gal
 Water Removed: _____
 Product Transferred to: _____

Start Time (purge): 11:18 Weather Conditions: Sunny
 Sample Time/Date: 11:30 9/19/05 Water Color: Clear Odor: _____
 Purging Flow Rate: _____ gpm. Sediment Description: _____
 Did well de-water? NO If yes, Time: _____ Volume: _____ gal.

Time (2400 hr.)	Volume (gal.)	pH	Conductivity (u mhos/cm)	Temperature (C/F)	D.O. (mg/L)	ORP (mV)
<u>11:20</u>	<u>2</u>	<u>6.49</u>	<u>795</u>	<u>26.9</u>	Pre: _____	Pre: _____
<u>11:25</u>	<u>4</u>	<u>7.06</u>	<u>808</u>	<u>26.4</u>	_____	_____
<u>11:26</u>	<u>5</u>	<u>7.06</u>	<u>819</u>	<u>24.8</u>	_____	_____
_____	_____	_____	_____	_____	Post: _____	Post: _____

LABORATORY INFORMATION

SAMPLE ID	(#) CONTAINER	REFRIG.	PRESERV. TYPE	LABORATORY	ANALYSES
<u>MW-5B</u>	<u>6</u> x vial	YES	HCL	LANCASTER	TPH-G(8015)/BTEX+MTBE(8260)/ETHANOL(8260)
	<u>2</u> x Amber	YES	NP	LANCASTER	TPH-D

COMMENTS: _____

Add/Replaced Lock: _____ Add/Replaced Plug: _____ Size: _____



GETTLER-RYAN INC.

WELL MONITORING/SAMPLING FIELD DATA SHEET

Client/Facility #: ChevronTexaco #211283 Job Number: 386956
 Site Address: 3810 Broadway Event Date: 9/19/05 (inclusive)
 City: Oakland, CA Sampler: TRANS-V.

Well ID: MW-6 Date Monitored: 9/19/05 Well Condition: OK
 Well Diameter: 2 in.
 Total Depth: 28.01 ft.
 Depth to Water: 20.49 ft.
7.52 xVF .17 = 1.27 x3 case volume = Estimated Purge Volume: 3.83 gal.

Volume	3/4"= 0.02	1"= 0.04	2"= 0.17	3"= 0.38
Factor (VF)	4"= 0.66	5"= 1.02	6"= 1.50	12"= 5.80

Purge Equipment:
 Disposable Bailer: X
 Stainless Steel Bailer: _____
 Stack Pump: _____
 Suction Pump: _____
 Grundfos: _____
 Other: _____

Sampling Equipment:
 Disposable Bailer: Y
 Pressure Bailer: _____
 Discrete Bailer: _____
 Other: _____

Time Started: _____ (2400 hrs)
 Time Completed: _____ (2400 hrs)
 Depth to Product: _____ ft
 Depth to Water: _____ ft
 Hydrocarbon Thickness: _____ ft
 Visual Confirmation/Description: _____
 Skimmer / Absorbant Sock (circle one)
 Amt Removed from Skimmer: _____ gal
 Amt Removed from Well: _____ gal
 Water Removed: _____
 Product Transferred to: _____

Start Time (purge): 8:35 Weather Conditions: Sunny
 Sample Time/Date: 8:55 9/19/05 Water Color: Clear Odor: Strong
 Purging Flow Rate: 1 gpm. Sediment Description: light
 Did well de-water? No If yes, Time: _____ Volume: _____ gal.

Time (2400 hr.)	Volume (gal.)	pH	Conductivity (umhos/cm)	Temperature (C/F)	D.O. (mg/L)	ORP (mV)
<u>8:37</u>	<u>1.5</u>	<u>6.55</u>	<u>953</u>	<u>19.1</u>	Pre: <u>2.9</u>	Pre: <u>UR (under range)</u>
<u>8:39</u>	<u>3.0</u>	<u>6.56</u>	<u>919</u>	<u>19.3</u>		
<u>8:42</u>	<u>4.0</u>	<u>6.54</u>	<u>920</u>	<u>19.5</u>		
					Post: <u>1.2</u>	Post: <u>UR (under range)</u>

LABORATORY INFORMATION

SAMPLE ID	(#) CONTAINER	REFRIG.	PRESERV. TYPE	LABORATORY	ANALYSES
<u>MW-6</u>	<u>6</u> x vov vial	YES	HCL	LANCASTER	TPH-G(8015)/BTEX+MTBE(8260)/ETHANOL(8260)
	<u>2</u> x Amber	YES	NP	LANCASTER	TPH-D

COMMENTS: _____

Add/Replaced Lock: _____ Add/Replaced Plug: _____ Size: _____



GETTLER - RYAN INC.

WELL MONITORING/SAMPLING FIELD DATA SHEET

Client/Facility #: ChevronTexaco #211283 Job Number: 386956
 Site Address: 3810 Broadway Event Date: 9/19/05 (inclusive)
 City: Oakland, CA Sampler: Travis-V.

Well ID: MW-7 Date Monitored: 9/19/05 Well Condition: OK
 Well Diameter: 2 in.
 Total Depth: 33.46 ft.
 Depth to Water: 19.77 ft.
13.69 xVF 17 = 2.32 x3 case volume = Estimated Purge Volume: 6.98 gal.

Volume	3/4"= 0.02	1"= 0.04	2"= 0.17	3"= 0.38
Factor (VF)	4"= 0.66	5"= 1.02	6"= 1.50	12"= 5.80

Purge Equipment:
 Disposable Bailor: X
 Stainless Steel Bailor: _____
 Stack Pump: X
 Suction Pump: _____
 Grundfos: _____
 Other: _____

Sampling Equipment:
 Disposable Bailor: X
 Pressure Bailor: _____
 Discrete Bailor: _____
 Other: _____

Time Started: _____ (2400 hrs)
 Time Completed: _____ (2400 hrs)
 Depth to Product: _____ ft
 Depth to Water: _____ ft
 Hydrocarbon Thickness: _____ ft
 Visual Confirmation/Description: _____
 Skimmer / Absorbant Sock (circle one)
 Amt Removed from Skimmer: _____ gal
 Amt Removed from Well: _____ gal
 Water Removed: _____
 Product Transferred to: _____

Start Time (purge): 9:00 Weather Conditions: Sunny
 Sample Time/Date: 9:30 9/19/05 Water Color: Clear Odor: _____
 Purging Flow Rate: _____ gpm. Sediment Description: N/A
 Did well de-water? No If yes, Time: _____ Volume: _____ gal.

Time (2400 hr.)	Volume (gal.)	pH	Conductivity (umhos/cm)	Temperature (C/F)	D.O. (mg/L)	ORP (mV)
<u>9:13</u>	<u>2</u>	<u>7.30</u>	<u>530</u>	<u>14.7</u>	Pre: <u>3.7</u>	Pre: <u>17</u>
<u>9:16</u>	<u>4</u>	<u>6.90</u>	<u>517</u>	<u>13.8</u>		
<u>9:18</u>	<u>7</u>	<u>6.87</u>	<u>522</u>	<u>19.1</u>		
					Post: <u>3.1</u>	Post: <u>29mV</u>

LABORATORY INFORMATION

SAMPLE ID	(#) CONTAINER	REFRIG.	PRESERV. TYPE	LABORATORY	ANALYSES
<u>MW-7</u>	<u>6</u> x voa vial	<u>YES</u>	<u>HCL</u>	<u>LANCASTER</u>	<u>TPH-G(8015)/BTEX+MTBE(8260)/ETHANOL(8260)</u>
	<u>2</u> x Amber	<u>YES</u>	<u>NP</u>	<u>LANCASTER</u>	<u>TPH-D</u>

COMMENTS: _____

Add/Replaced Lock: _____ Add/Replaced Plug: _____ Size: _____



GETTLER - RYAN INC.

WELL MONITORING/SAMPLING FIELD DATA SHEET

Client/Facility #: ChevronTexaco #211283
 Site Address: 3810 Broadway
 City: Oakland, CA

Job Number: 386956
 Event Date: 9/19/05 (inclusive)
 Sampler: Travis V.

Well ID: MW-9
 Well Diameter: 2 in.
 Total Depth: 34.12 ft.
 Depth to Water: 17.42 ft.
16.70

Date Monitored: 9/19/05 Well Condition: OK

Volume	3/4"= 0.02	1"= 0.04	2"= 0.17	3"= 0.38
Factor (VF)	4"= 0.66	5"= 1.02	6"= 1.50	12"= 5.80

xVF .17 = 2.83 x3 case volume= Estimated Purge Volume: 8.0 gal.

Purge Equipment:
 Disposable Bailer X
 Stainless Steel Bailer _____
 Stack Pump _____
 Suction Pump _____
 Grundfos _____
 Other: _____

Sampling Equipment:
 Disposable Bailer X
 Pressure Bailer _____
 Discrete Bailer _____
 Other: _____

Time Started: _____ (2400 hrs)
 Time Completed: _____ (2400 hrs)
 Depth to Product: _____ ft
 Depth to Water: _____ ft
 Hydrocarbon Thickness: _____ ft
 Visual Confirmation/Description: _____
 Skimmer / Absorbant Sock (circle one)
 Amt Removed from Skimmer: _____ gal
 Amt Removed from Well: _____ gal
 Water Removed: _____
 Product Transferred to: _____

Start Time (purge): 1003 Weather Conditions: Sunny
 Sample Time/Date: 1023/9/19/05 Water Color: Clear Odor: N/A
 Purging Flow Rate: _____ gpm. Sediment Description: N/A
 Did well de-water? No If yes, Time: _____ Volume: _____ gal.

Time (2400 hr.)	Volume (gal.)	pH	Conductivity (µmhos/cm)	Temperature (C/F)	D.O. (mg/L)	ORP (mV)
<u>10 11</u>	<u>3</u>	<u>7.37</u>	<u>256</u>	<u>19.8</u>	Pre: <u>1.0</u>	Pre: <u>-38</u>
<u>10 16</u>	<u>6</u>	<u>7.05</u>	<u>289</u>	<u>20.6</u>		
<u>10 20</u>	<u>8</u>	<u>7.00</u>	<u>317</u>	<u>20.7</u>		
					Post: <u>0.6</u>	Post: <u>30</u>

LABORATORY INFORMATION

SAMPLE ID	(#) CONTAINER	REFRIG.	PRESERV. TYPE	LABORATORY	ANALYSES
<u>MW-9</u>	<u>6</u> x vovial	YES	HCL	LANCASTER	TPH-G(8015)/BTEX+MTBE(8260)/ETHANOL(8260)
	<u>2</u> x Amber	YES	NP	LANCASTER	TPH-D

COMMENTS: _____

Add/Replaced Lock: _____ Add/Replaced Plug: _____ Size: _____



GETTLER-RYAN INC.

WELL MONITORING/SAMPLING FIELD DATA SHEET

Client/Facility #: ChevronTexaco #211283
 Site Address: 3810 Broadway
 City: Oakland, CA

Job Number: 386956
 Event Date: 9/19/05 (inclusive)
 Sampler: Travis V

Well ID: MW-10 Date Monitored: 9/19/05 Well Condition: OK
 Well Diameter: 2 in.
 Total Depth: 33.08 ft.
 Depth to Water: 17.35 ft.
15.73 xVF .17 = 2.67 x3 case volume = Estimated Purge Volume: 8.02 gal.

Volume	3/4"= 0.02	1"= 0.04	2"= 0.17	3"= 0.38
Factor (VF)	4"= 0.66	5"= 1.02	6"= 1.50	12"= 5.80

Purge Equipment: X
 Disposable Bailor _____
 Stainless Steel Bailor _____
 Stack Pump _____
 Suction Pump _____
 Grundfos _____
 Other: _____

Sampling Equipment: F
 Disposable Bailor _____
 Pressure Bailor _____
 Discrete Bailor _____
 Other: _____

Time Started: _____ (2400 hrs)
 Time Completed: _____ (2400 hrs)
 Depth to Product: _____ ft
 Depth to Water: _____ ft
 Hydrocarbon Thickness: _____ ft
 Visual Confirmation/Description: _____

Skimmer / Absorbant Sock (circle one)
 Amt Removed from Skimmer: _____ gal
 Amt Removed from Well: _____ gal
 Water Removed: _____
 Product Transferred to: _____

Start Time (purge): 9:35 Weather Conditions: Sunny
 Sample Time/Date: 9:55 9/19/05 Water Color: Clear Odor: -
 Purging Flow Rate: - gpm. Sediment Description: -
 Did well de-water? No If yes, Time: _____ Volume: _____ gal.

Time (2400 hr.)	Volume (gal.)	pH	Conductivity (umhos/cm)	Temperature (C/F)	D.O. (mg/L)	ORP (mV)
<u>9:38</u>	<u>3</u>	<u>6.74</u>	<u>559</u>	<u>18.8</u>	Pre: <u>1.4</u>	Pre: <u>-97</u>
<u>9:43</u>	<u>6</u>	<u>6.66</u>	<u>654</u>	<u>19.0</u>		
<u>9:46</u>	<u>8.0</u>	<u>6.60</u>	<u>656</u>	<u>19.4</u>		
					Post: <u>0.8</u>	Post: <u>-98</u>

LABORATORY INFORMATION

SAMPLE ID	(#) CONTAINER	REFRIG.	PRESERV. TYPE	LABORATORY	ANALYSES
<u>MW-10</u>	<u>6</u> x vov vial	YES	HCL	LANCASTER	TPH-G(8015)/BTX+MTBE(8260)/ETHANOL(8260)
	<u>2</u> x Amber	YES	NP	LANCASTER	TPH-D

COMMENTS: _____

Add/Replaced Lock: _____

Add/Replaced Plug: _____ Size: _____



GETTLER - RYAN INC.

WELL MONITORING/SAMPLING FIELD DATA SHEET

Client/Facility #: ChevronTexaco #211283 Job Number: 386956
 Site Address: 3810 Broadway Event Date: 9/19/05 (inclusive)
 City: Oakland, CA Sampler: Travis V.

Well ID: MW-11 Date Monitored: 9/19/05 Well Condition: OK
 Well Diameter: 2 in.
 Total Depth: 39.50 ft.
 Depth to Water: 25.98 ft.
 Volume Factor (VF) table:

Volume	3/4"= 0.02	1"= 0.04	2"= 0.17	3"= 0.38
Factor (VF)	4"= 0.66	5"= 1.02	6"= 1.50	12"= 5.80

 xVF 117 = 229 x3 case volume= Estimated Purge Volume: 6.89 gal.

Purge Equipment:
 Disposable Bailer X
 Stainless Steel Bailer _____
 Stack Pump _____
 Suction Pump _____
 Grundfos _____
 Other: _____

Sampling Equipment:
 Disposable Bailer X
 Pressure Bailer _____
 Discrete Bailer _____
 Other: _____

Time Started: _____ (2400 hrs)
 Time Completed: _____ (2400 hrs)
 Depth to Product: _____ ft
 Depth to Water: _____ ft
 Hydrocarbon Thickness: _____ ft
 Visual Confirmation/Description: _____
 Skimmer / Absorbant Sock (circle one)
 Amt Removed from Skimmer: _____ gal
 Amt Removed from Well: _____ gal
 Water Removed: _____
 Product Transferred to: _____

Start Time (purge): 1139 Weather Conditions: Sunny
 Sample Time/Date: 1159 9/19/05 Water Color: Clear Odor: _____
 Purging Flow Rate: _____ gpm. Sediment Description: N/A
 Did well de-water? No If yes, Time: _____ Volume: _____ gal.

Time (2400 hr.)	Volume (gal.)	pH	Conductivity (u mhos/cm)	Temperature (C/F)	D.O. (mg/L)	ORP (mV)
<u>1142</u>	<u>2</u>	<u>6.75</u>	<u>591</u>	<u>26.5</u>	Pre: _____	Pre: _____
<u>1145</u>	<u>4</u>	<u>6.73</u>	<u>581</u>	<u>25.6</u>	_____	_____
<u>1149</u>	<u>6.5</u>	<u>6.69</u>	<u>576</u>	<u>24.6</u>	_____	_____
_____	_____	_____	_____	_____	Post: _____	Post: _____

LABORATORY INFORMATION

SAMPLE ID	(#) CONTAINER	REFRIG.	PRESERV. TYPE	LABORATORY	ANALYSES
MW-11	6 x voa vial	YES	HCL	LANCASTER	TPH-G(8015)/BTEX+MTBE(8260)/ETHANOL(8260)
	2 x Amber	YES	NP	LANCASTER	TPH-D

COMMENTS: _____

Add/Replaced Lock: _____ Add/Replaced Plug: _____ Size: _____



GETTLER - RYAN INC.

WELL MONITORING/SAMPLING FIELD DATA SHEET

Client/Facility #: ChevronTexaco #211283
 Site Address: 3810 Broadway
 City: Oakland, CA

Job Number: 386956
 Event Date: 9/19/05 (inclusive)
 Sampler: Travis J.

Well ID: MW-12 Date Monitored: 9/19/05 Well Condition: OK
 Well Diameter: 2 in.
 Total Depth: 29.65 ft.
 Depth to Water: 19.04 ft.
10.61 xVF .17 = 1.06 x3 case volume = Estimated Purge Volume: 3.18 gal.

Volume	3/4" = 0.02	1" = 0.04	2" = 0.17	3" = 0.38
Factor (VF)	4" = 0.66	5" = 1.02	6" = 1.50	12" = 5.80

Purge Equipment:
 Disposable Bailer X
 Stainless Steel Bailer _____
 Stack Pump _____
 Suction Pump _____
 Grundfos _____
 Other: _____

Sampling Equipment:
 Disposable Bailer X
 Pressure Bailer _____
 Discrete Bailer _____
 Other: _____

Time Started: _____ (2400 hrs)
 Time Completed: _____ (2400 hrs)
 Depth to Product: _____ ft
 Depth to Water: _____ ft
 Hydrocarbon Thickness: _____ ft
 Visual Confirmation/Description: _____
 Skimmer / Absorbant Sock (circle one)
 Amt Removed from Skimmer: _____ gal
 Amt Removed from Well: _____ gal
 Water Removed: _____
 Product Transferred to: _____

Start Time (purge): 12:05 Weather Conditions: Sunny
 Sample Time/Date: 12:25 9/19/05 Water Color: Clear Odor: _____
 Purging Flow Rate: _____ gpm. Sediment Description: light
 Did well de-water? NO If yes, Time: _____ Volume: _____ gal.

Time (2400 hr.)	Volume (gal.)	pH	Conductivity (umhos/cm)	Temperature (C/F)	D.O. (mg/L)	ORP (mV)
<u>12:07</u>	<u>1</u>	<u>7.37</u>	<u>920</u>	<u>21.7</u>	Pre: _____	Pre: _____
<u>12:10</u>	<u>2</u>	<u>7.32</u>	<u>923</u>	<u>21.6</u>	_____	_____
<u>12:13</u>	<u>3</u>	<u>7.32</u>	<u>925</u>	<u>21.4</u>	_____	_____
_____	_____	_____	_____	_____	Post: _____	Post: _____

LABORATORY INFORMATION

SAMPLE ID	(#) CONTAINER	REFRIG.	PRESERV. TYPE	LABORATORY	ANALYSES
<u>MW-12</u>	<u>6</u> x voa vial	YES	HCL	LANCASTER	TPH-G(8015)/BTEX+MTBE(8260)/ETHANOL(8260)
	<u>2</u> x Amber	YES	NP	LANCASTER	TPH-D

COMMENTS: _____

Add/Replaced Lock: _____ Add/Replaced Plug: _____ Size: _____

Chevron California Region Analysis Request/Chain of Custody



For Lancaster Laboratories use only
GCP # 460198

Acct #: 10904 Sample #: 4607787-96 SCR#:

092105-05

Facility #: SS#211283-OML G-R#386956 Global ID#T0800101108
 Site Address: 3810 BROADWAY, OAKLAND, CA
 Chevron PM: MM Lead Consultant: CAMBRIARF
 Consultant/Office: G-R, Inc., 6747 Sierra Court, Suite J, Dublin, Ca. 94568
 Consultant Prj. Mgr.: Deanna L. Harding (deanna@grinc.com)
 Consultant Phone #: 925-551-7555 Fax #: 925-551-7899
 Sampler: Travis Vander
 Service Order #: _____ Non SAR:

Matrix	Analyses Requested										
	Preservation Codes										
<input type="checkbox"/> Soil <input type="checkbox"/> Potable Water <input type="checkbox"/> NPDES <input type="checkbox"/> Air	Total Number of Containers										
	H	H	H	H	H	H	H	H	H	H	H
	BTX + MTBE 8260	8021	TPH 8015 MOD GRO	TPH 8015 MOD BRO	Silica Gel Cleanup	8260 Null scan	Oxygenates	Lead 7420	7421	ETHANOL (5250)	ETHANOL (5250)

Preservative Codes
 H = HCl T = Thiosulfate
 N = HNO₃ B = NaOH
 S = H₂SO₄ O = Other

J value reporting needed
 Must meet lowest detection limits possible for 8260 compounds

8021 MTBE Confirmation
 Confirm highest hit by 8260
 Confirm all hits by 8260
 Run ___ oxy s on highest hit
 Run ___ oxy s on all hits

Sample Identification	Date Collected	Time Collected	Grab	Composite	Soil	Potable Water	NPDES	Air	Total Number of Containers	BTX + MTBE 8260	8021	TPH 8015 MOD GRO	TPH 8015 MOD BRO	Silica Gel Cleanup	8260 Null scan	Oxygenates	Lead 7420	7421	ETHANOL (5250)	ETHANOL (5250)	
QA	9/19/05		X			X			2	X	X									X	X
MW-1	9/19/05	811	X			X			2	X	X	X	X							X	X
MW-4	9/19/05	1111	X			X			2	X	X	X	X							X	X
MW-5B	9/19/05	1130	X			X			2	X	X	X	X							X	X
MW-6	9/19/05	855	X			X			2	X	X	X	X							X	X
MW-7	9/19/05	930	X			X			2	X	X	X	X							X	X
MW-9	9/19/05	1023	X			X			2	X	X	X	X							X	X
MW-10	9/19/05	0955	X			X			2	X	X	X	X							X	X
MW-11	9/19/05	1159	X			X			2	X	X	X	X							X	X
MW-12	9/19/05	1025	X			X			2	X	X	X	X							X	X

Comments / Remarks

Turnaround Time Requested (TAT) (please circle)

STD. TAT 24 hour
 72 hour
 48 hour
 4 day
 5 day

Data Package Options (please circle if required)

QC Summary
 Type VI (Raw Data)
 WIP (RWQCB)
 Disk
 Type I — Full
 Coelt. Deliverable not needed

EDF/EDD

Relinquished by: <u>EDD</u>	Date: <u>9/19/05</u>	Time: <u>1400</u>	Received by: <u>D Vance</u>	Date: <u>9/21/05</u>	Time: _____
Relinquished by: <u>D Vance</u>	Date: <u>9/21/05</u>	Time: <u>1330</u>	Received by: <u>Arches Ormaza</u>	Date: <u>9-21-05</u>	Time: <u>1330</u>
Relinquished by: <u>Arches Ormaza</u>	Date: <u>9/21/05</u>	Time: <u>1530</u>	Received by: <u>Fed Ex</u>	Date: <u>9/21/05</u>	Time: _____
Relinquished by: _____	Date: _____	Time: _____	Received by: <u>Gold</u>	Date: <u>9/22/05</u>	Time: <u>0905</u>
UPS: <input checked="" type="radio"/> FedEx <input type="radio"/> Other	Temperature Upon Receipt: <u>Scouters 0°-1.2°-4.5°</u>		Custody Seals Intact? <input checked="" type="radio"/> Yes <input type="radio"/> No		



Analysis Report

2425 New Holland Pike, PO Box 12425, Lancaster, PA 17605-2425 • 717-658-2300 Fax: 717-658-2881 • www.lancasterlabs.com

(D) [unclear]
[unclear]

ANALYTICAL RESULTS

Prepared for:

ChevronTexaco
6001 Bollinger Canyon Rd L4310
San Ramon CA 94583

925-842-8582

Prepared by:

Lancaster Laboratories
2425 New Holland Pike
Lancaster, PA 17605-2425

SAMPLE GROUP

The sample group for this submittal is 960198. Samples arrived at the laboratory on Thursday, September 22, 2005. The PO# for this group is 99011184 and the release number is INGLIS.

<u>Client Description</u>		<u>Lancaster Labs Number</u>
QA-T-050919	NA Water	4607787
MW-1-W-050919	Grab Water	4607788
MW-4-W-050919	Grab Water	4607789
MW-5B-W-050919	Grab Water	4607790
MW-6-W-050919	Grab Water	4607791
MW-7-W-050919	Grab Water	4607792
MW-9-W-050919	Grab Water	4607793
MW-10-W-050919	Grab Water	4607794
MW-11-W-050919	Grab Water	4607795
MW-12-W-050919	Grab Water	4607796

1 COPY TO
ELECTRONIC
COPY TO

Cambria C/O Gettler- Ryan
Gettler-Ryan

Attn: Deanna L. Harding
Attn: Cheryl Hansen



Analysis Report

2425 New Holland Pike, PO Box 12425, Lancaster, PA 17605-2425 • 717-658-2300 Fax 717-658-2881 • www.lancasterlabs.com

Questions? Contact your Client Services Representative
Lynn M Frederiksen at (717) 656-2300

Respectfully Submitted,

A handwritten signature in black ink, appearing to read "Robin C. Runkle".

Robin C. Runkle
Senior Specialist



Analysis Report

2425 New Holland Pike, PO Box 12425, Lancaster, PA 17605-2425 • 717-656-2300 Fax: 717-656-2881 • www.lancasterlabs.com

Lancaster Laboratories Sample No. WW 4607787

QA-T-050919 NA Water
 Facility# 211283 Job# 386956 GRD
 3810 Broadway-Oakland T0600101108 QA
 Collected: 09/19/2005

Account Number: 10904

Submitted: 09/22/2005 09:05
 Reported: 10/04/2005 at 16:14
 Discard: 11/04/2005

ChevronTexaco
 6001 Bollinger Canyon Rd L4310
 San Ramon CA 94583

QA-OK

CAT No.	Analysis Name	CAS Number	As Received Result	As Received Method Detection Limit	Units	Dilution Factor
01728	TPH-GRO - Waters	n.a.	N.D.	50.	ug/l	1
The reported concentration of TPH-GRO does not include MTBE or other gasoline constituents eluting prior to the C6 (n-hexane) TPH-GRO range start time.						
06054	BTEX+MTBE by 8260B					
02010	Methyl Tertiary Butyl Ether	1634-04-4	N.D.	0.5	ug/l	1
05401	Benzene	71-43-2	N.D.	0.5	ug/l	1
05407	Toluene	108-88-3	N.D.	0.5	ug/l	1
05415	Ethylbenzene	100-41-4	N.D.	0.5	ug/l	1
06310	Xylene (Total)	1330-20-7	N.D.	0.5	ug/l	1

State of California Lab Certification No. 2116

Laboratory Chronicle

CAT No.	Analysis Name	Method	Trial#	Analysis Date and Time	Analyst	Dilution Factor
01728	TPH-GRO - Waters	N. CA LUFT Gasoline Method	1	09/23/2005 23:41	Kathie J Bowman	1
06054	BTEX+MTBE by 8260B	SW-846 8260B	1	09/28/2005 05:13	Dawn M Harle	1
01146	GC VOA Water Prep	SW-846 5030B	1	09/23/2005 23:41	Kathie J Bowman	1
01163	GC/MS VOA Water Prep	SW-846 5030B	1	09/28/2005 05:13	Dawn M Harle	n.a.

Lancaster Laboratories Sample No. **WW 4607788**

MW-1-W-050919 Grab Water
 Facility# 211283 Job# 386956 GRD
 3810 Broadway-Oakland T0600101108 MW-1
 Collected: 09/19/2005 08:11 by TV

Account Number: 10904

Submitted: 09/22/2005 09:05
 Reported: 10/04/2005 at 16:14
 Discard: 11/04/2005

ChevronTexaco
 6001 Bollinger Canyon Rd L4310
 San Ramon CA 94583

10AK-

CAT No.	Analysis Name	CAS Number	As Received Result	As Received		Dilution Factor
				Method	Units	
01728	TPH-GRO - Waters	n.a.	N.D.	Detection Limit 50.	ug/l	1
	The reported concentration of TPH-GRO does not include MTBE or other gasoline constituents eluting prior to the C6 (n-hexane) TPH-GRO range start time.					
06609	TPH-DRO CALUFT(Waters)	n.a.	62.	50.	ug/l	1
01594	BTEX+5 Oxygenates+EDC+EDB+ETOH					
01587	Ethanol	64-17-5	N.D.	50.	ug/l	1
02010	Methyl Tertiary Butyl Ether	1634-04-4	N.D.	0.5	ug/l	1
05401	Benzene	71-43-2	N.D.	0.5	ug/l	1
05407	Toluene	108-88-3	N.D.	0.5	ug/l	1
05415	Ethylbenzene	100-41-4	N.D.	0.5	ug/l	1
06310	Xylene (Total)	1330-20-7	N.D.	0.5	ug/l	1

State of California Lab Certification No. 2116

Laboratory Chronicle

CAT No.	Analysis Name	Method	Trial#	Analysis		Analyst	Dilution Factor
				Date and Time			
01728	TPH-GRO - Waters	N. CA LUFT Gasoline Method	1	09/24/2005 00:09		Kathie J Bowman	1
06609	TPH-DRO CALUFT(Waters)	CALUFT-DRO/8015B, Modified	1	09/28/2005 18:21		Tracy A Cole	1
01594	BTEX+5 Oxygenates+EDC+EDB+ETOH	SW-846 8260B	1	09/29/2005 01:48		Dawn M Harle	1
01146	GC VOA Water Prep	SW-846 5030B	1	09/24/2005 00:09		Kathie J Bowman	1
01163	GC/MS VOA Water Prep	SW-846 5030B	1	09/29/2005 01:48		Dawn M Harle	n.a.
02135	Extraction - DRO Water Special	TPH by CA LUFT	1	09/23/2005 08:30		Zachary S Dennis	1

Lancaster Laboratories Sample No. WW 4607789

MW-4-W-050919 Grab Water
 Facility# 211283 Job# 386956 GRD
 3810 Broadway-Oakland T0600101108 MW-4
 Collected: 09/19/2005 11:11 by TV

Account Number: 10904

Submitted: 09/22/2005 09:05
 Reported: 10/04/2005 at 16:14
 Discard: 11/04/2005

ChevronTexaco
 6001 Bollinger Canyon Rd L4310
 San Ramon CA 94583

4OAK-

CAT No.	Analysis Name	CAS Number	As Received Result	As Received	Units	Dilution Factor
				Method		
01728	TPH-GRO - Waters	n.a.	N.D.	50.	ug/l	1
	The reported concentration of TPH-GRO does not include MTBE or other gasoline constituents eluting prior to the C6 (n-hexane) TPH-GRO range start time.					
06609	TPH-DRO CALUFT(Waters)	n.a.	N.D.	50.	ug/l	1
01594	BTEX+5 Oxygenates+EDC+EDB+ETOH					
01587	Ethanol	64-17-5	N.D.	50.	ug/l	1
02010	Methyl Tertiary Butyl Ether	1634-04-4	N.D.	0.5	ug/l	1
05401	Benzene	71-43-2	N.D.	0.5	ug/l	1
05407	Toluene	108-88-3	N.D.	0.5	ug/l	1
05415	Ethylbenzene	100-41-4	N.D.	0.5	ug/l	1
06310	Xylene (Total)	1330-20-7	N.D.	0.5	ug/l	1

State of California Lab Certification No. 2116

Laboratory Chronicle

CAT No.	Analysis Name	Method	Trial#	Analysis	Analyst	Dilution Factor
				Date and Time		
01728	TPH-GRO - Waters	N. CA LUFT Gasoline	1	09/24/2005 00:38	Kathie J Bowman	1
06609	TPH-DRO CALUFT(Waters)	Method CALUFT-DRO/8015B, Modified	1	09/28/2005 18:44	Tracy A Cole	1
01594	BTEX+5 Oxygenates+EDC+EDB+ETOH	SW-846 8260B	1	09/27/2005 21:49	Dawn M Harle	1
01146	GC VOA Water Prep	SW-846 5030B	1	09/24/2005 00:38	Kathie J Bowman	1
01163	GC/MS VOA Water Prep	SW-846 5030B	1	09/27/2005 21:49	Dawn M Harle	n.a.
02135	Extraction - DRO Water Special	TPH by CA LUFT	1	09/23/2005 08:30	Zachary S Dennis	1

Lancaster Laboratories Sample No. WW 4607790

MW-5B-W-050919 Grab Water
 Facility# 211283 Job# 386956 GRD
 3810 Broadway-Oakland T0600101108 MW-5B
 Collected: 09/19/2005 11:30 by TV

Account Number: 10904

Submitted: 09/22/2005 09:05
 Reported: 10/04/2005 at 16:14
 Discard: 11/04/2005

ChevronTexaco
 6001 Bollinger Canyon Rd L4310
 San Ramon CA 94583

580AK

CAT No.	Analysis Name	CAS Number	As Received Result	As Received Method Detection Limit	Units	Dilution Factor
01728	TPH-GRO - Waters	n.a.	N.D.	50.	ug/l	1
	The reported concentration of TPH-GRO does not include MTBE or other gasoline constituents eluting prior to the C6 (n-hexane) TPH-GRO range start time.					
06609	TPH-DRO CALUFT(Waters)	n.a.	220.	50.	ug/l	1
01594	BTEX+5 Oxygenates+EDC+EDB+ETOH					
01587	Ethanol	64-17-5	N.D.	50.	ug/l	1
02010	Methyl Tertiary Butyl Ether	1634-04-4	32.	0.5	ug/l	1
05401	Benzene	71-43-2	N.D.	0.5	ug/l	1
05407	Toluene	108-88-3	N.D.	0.5	ug/l	1
05415	Ethylbenzene	100-41-4	N.D.	0.5	ug/l	1
06310	Xylene (Total)	1330-20-7	N.D.	0.5	ug/l	1

State of California Lab Certification No. 2116

Laboratory Chronicle

CAT No.	Analysis Name	Method	Trial#	Analysis Date and Time	Analyst	Dilution Factor
01728	TPH-GRO - Waters	N. CA LUFT Gasoline Method	1	09/24/2005 01:07	Kathie J Bowman	1
06609	TPH-DRO CALUFT(Waters)	CALUFT-DRO/8015B, Modified	1	09/28/2005 19:55	Tracy A Cole	1
01594	BTEX+5 Oxygenates+EDC+EDB+ETOH	SW-846 8260B	1	09/27/2005 22:13	Dawn M Harle	1
01146	GC VOA Water Prep	SW-846 5030B	1	09/24/2005 01:07	Kathie J Bowman	1
01163	GC/MS VOA Water Prep	SW-846 5030B	1	09/27/2005 22:13	Dawn M Harle	n.a.
02135	Extraction - DRO Water Special	TPH by CA LUFT	1	09/23/2005 08:30	Zachary S Dennis	1

Lancaster Laboratories Sample No. WW 4607791

 MW-6-W-050919 Grab Water
 Facility# 211283 Job# 386956 GRD
 3810 Broadway-Oakland T0600101108 MW-6
 Collected: 09/19/2005 08:55 by TV

Account Number: 10904

 Submitted: 09/22/2005 09:05
 Reported: 10/04/2005 at 16:14
 Discard: 11/04/2005

 ChevronTexaco
 6001 Bollinger Canyon Rd L4310
 San Ramon CA 94583

6OAK-

CAT No.	Analysis Name	CAS Number	As Received Result	As Received Method Detection Limit	Units	Dilution Factor
01728	TPH-GRO - Waters	n.a.	18,000.	1,300.	ug/l	25
	The reported concentration of TPH-GRO does not include MTBE or other gasoline constituents eluting prior to the C6 (n-hexane) TPH-GRO range start time.					
06609	TPH-DRO CALUFT (Waters)	n.a.	2,300.	140.	ug/l	5
01594	BTEX+5 Oxygenates+EDC+EDB+ETOH					
01587	Ethanol	64-17-5	N.D.	100.	ug/l	2
02010	Methyl Tertiary Butyl Ether	1634-04-4	3.	1.	ug/l	2
05401	Benzene	71-43-2	1,300.	10.	ug/l	20
05407	Toluene	108-88-3	1,200.	10.	ug/l	20
05415	Ethylbenzene	100-41-4	800.	10.	ug/l	20
06310	Xylene (Total)	1330-20-7	2,500.	10.	ug/l	20

The reporting limits for the GC/MS volatile compounds were raised because sample dilution was necessary to bring target compounds into the calibration range of the system.

State of California Lab Certification No. 2116

Laboratory Chronicle

CAT No.	Analysis Name	Method	Analysis		Analyst	Dilution Factor
			Trial#	Date and Time		
01728	TPH-GRO - Waters	N. CA LUFT Gasoline Method	1	09/26/2005 15:26	Steven A Skiles	25
06609	TPH-DRO CALUFT (Waters)	CALUFT-DRO/8015B, Modified	1	09/29/2005 10:19	Tracy A Cole	5
01594	BTEX+5 Oxygenates+EDC+EDB+ETOH	SW-846 8260B	1	09/27/2005 22:36	Dawn M Harle	2
01594	BTEX+5 Oxygenates+EDC+EDB+ETOH	SW-846 8260B	1	09/27/2005 23:05	Dawn M Harle	20
01146	GC VOA Water Prep	SW-846 5030B	1	09/26/2005 15:26	Steven A Skiles	25
01163	GC/MS VOA Water Prep	SW-846 5030B	1	09/27/2005 22:36	Dawn M Harle	n.a.
01163	GC/MS VOA Water Prep	SW-846 5030B	2	09/27/2005 23:05	Dawn M Harle	n.a.
02135	Extraction - DRO Water Special	TPH by CA LUFT	1	09/23/2005 08:30	Zachary S Dennis	1

Lancaster Laboratories Sample No. **WW 4607792**

MW-7-W-050919 **Grab** **Water**
 Facility# 211283 Job# 386956 **GRD**
 3810 Broadway-Oakland T0600101108 MW-7
 Collected: 09/19/2005 09:30 by TV

Account Number: 10904

Submitted: 09/22/2005 09:05
 Reported: 10/04/2005 at 16:14
 Discard: 11/04/2005

ChevronTexaco
 6001 Bollinger Canyon Rd L4310
 San Ramon CA 94583

70AK-

CAT No.	Analysis Name	CAS Number	As Received Result	As Received	Units	Dilution Factor
				Method		
				Detection Limit		
01728	TPH-GRO - Waters	n.a.	N.D.	50.	ug/l	1
The reported concentration of TPH-GRO does not include MTBE or other gasoline constituents eluting prior to the C6 (n-hexane) TPH-GRO range start time.						
06609	TPH-DRO CALUFT(Waters)	n.a.	N.D.	50.	ug/l	1
01594	BTEX+5 Oxygenates+EDC+EDB+ETOH					
01587	Ethanol	64-17-5	N.D.	50.	ug/l	1
02010	Methyl Tertiary Butyl Ether	1634-04-4	N.D.	0.5	ug/l	1
05401	Benzene	71-43-2	N.D.	0.5	ug/l	1
05407	Toluene	108-88-3	N.D.	0.5	ug/l	1
05415	Ethylbenzene	100-41-4	N.D.	0.5	ug/l	1
06310	Xylene (Total)	1330-20-7	N.D.	0.5	ug/l	1

State of California Lab Certification No. 2116

Laboratory Chronicle

CAT No.	Analysis Name	Method	Trial#	Analysis	Analyst	Dilution Factor
				Date and Time		
01728	TPH-GRO - Waters	N. CA LUFT Gasoline	1	09/24/2005 02:05	Kathie J Bowman	1
06609	TPH-DRO CALUFT(Waters)	Method CALUFT-DRO/8015B, Modified	1	09/28/2005 20:18	Tracy A Cole	1
01594	BTEX+5 Oxygenates+EDC+EDB+ETOH	SW-846 8260B	1	09/27/2005 23:29	Dawn M Harle	1
01146	GC VOA Water Prep	SW-846 5030B	1	09/24/2005 02:05	Kathie J Bowman	1
01163	GC/MS VOA Water Prep	SW-846 5030B	1	09/27/2005 23:29	Dawn M Harle	n.a.
02135	Extraction - DRO Water Special	TPH by CA LUFT	1	09/23/2005 08:30	Zachary S Dennis	1



Analysis Report

2425 New Holland Pike, PO Box 12425, Lancaster, PA 17605-2425 • 717-656-2300 Fax: 717-656-2881 • www.lancasterlabs.com

Lancaster Laboratories Sample No. **WW 4607793**

MW-9-W-050919 Grab Water
 Facility# 211283 Job# 386956 GRD
 3810 Broadway-Oakland T0600101108 MW-9
 Collected: 09/19/2005 10:23 by TV

Account Number: 10904

Submitted: 09/22/2005 09:05
 Reported: 10/04/2005 at 16:14
 Discard: 11/04/2005

ChevronTexaco
 6001 Bollinger Canyon Rd L4310
 San Ramon CA 94583

9OAK-

CAT No.	Analysis Name	CAS Number	As Received Result	As Received Method Detection Limit	Units	Dilution Factor
01728	TPH-GRO - Waters The reported concentration of TPH-GRO does not include MTBE or other gasoline constituents eluting prior to the C6 (n-hexane) TPH-GRO range start time.	n.a.	N.D.	50.	ug/l	1
06609	TPH-DRO CALUFT(Waters)	n.a.	N.D.	50.	ug/l	1
01594	BTEX+5 Oxygenates+EDC+EDB+ETOH					
01587	Ethanol	64-17-5	N.D.	50.	ug/l	1
02010	Methyl Tertiary Butyl Ether	1634-04-4	5.	0.5	ug/l	1
05401	Benzene	71-43-2	N.D.	0.5	ug/l	1
05407	Toluene	108-88-3	N.D.	0.5	ug/l	1
05415	Ethylbenzene	100-41-4	N.D.	0.5	ug/l	1
06310	Xylene (Total)	1330-20-7	N.D.	0.5	ug/l	1

State of California Lab Certification No. 2116

Laboratory Chronicle

CAT No.	Analysis Name	Method	Trial#	Analysis Date and Time	Analyst	Dilution Factor
01728	TPH-GRO - Waters	N. CA LUFT Gasoline	1	09/26/2005 15:55	Steven A Skiles	1
06609	TPH-DRO CALUFT(Waters)	Method CALUFT-DRO/8015B, Modified SW-846 8260B	1	09/28/2005 20:42	Tracy A Cole	1
01594	BTEX+5 Oxygenates+EDC+EDB+ETOH	SW-846 8260B	1	09/28/2005 00:41	Dawn M Harle	1
01146	GC VOA Water Prep	SW-846 5030B	1	09/26/2005 15:55	Steven A Skiles	1
01163	GC/MS VOA Water Prep	SW-846 5030B	1	09/28/2005 00:41	Dawn M Harle	n.a.
02135	Extraction - DRO Water Special	TPH by CA LUFT	1	09/23/2005 08:30	Zachary S Dennis	1



Analysis Report

2425 New Holland Pike, PO Box 12425, Lancaster, PA 17605-2425 • 717-656-2300 Fax: 717-656-2681 • www.lancasterlabs.com

Lancaster Laboratories Sample No. **WW 4607794**

MW-10-W-050919 Grab Water
 Facility# 211283 Job# 386956 GRD
 3810 Broadway-Oakland T0600101108 MW-10
 Collected: 09/19/2005 09:55 by TV

Account Number: 10904

Submitted: 09/22/2005 09:05
 Reported: 10/04/2005 at 16:14
 Discard: 11/04/2005

ChevronTexaco
 6001 Bollinger Canyon Rd L4310
 San Ramon CA 94583

10OAK

CAT No.	Analysis Name	CAS Number	As Received Result	As Received Method Detection Limit	Units	Dilution Factor
01728	TPH-GRO - Waters	n.a.	1,200.	50.	ug/l	1
The reported concentration of TPH-GRO does not include MTBE or other gasoline constituents eluting prior to the C6 (n-hexane) TPH-GRO range start time.						
06609	TPH-DRO CALUFT(Waters)	n.a.	170.	50.	ug/l	1
01594	BTEX+5 Oxygenates+EDC+EDB+ETOH					
01587	Ethanol	64-17-5	N.D.	50.	ug/l	1
02010	Methyl Tertiary Butyl Ether	1634-04-4	5.	0.5	ug/l	1
05401	Benzene	71-43-2	98.	0.5	ug/l	1
05407	Toluene	108-88-3	35.	0.5	ug/l	1
05415	Ethylbenzene	100-41-4	58.	0.5	ug/l	1
06310	Xylene (Total)	1330-20-7	110.	0.5	ug/l	1

State of California Lab Certification No. 2116

Laboratory Chronicle

CAT No.	Analysis Name	Method	Trial#	Analysis Date and Time	Analyst	Dilution Factor
01728	TPH-GRO - Waters	N. CA LUFT Gasoline	1	09/26/2005 16:24	Steven A Skiles	1
06609	TPH-DRO CALUFT(Waters)	Method CALUFT-DRO/8015B, Modified	1	09/28/2005 21:05	Tracy A Cole	1
01594	BTEX+5 Oxygenates+EDC+EDB+ETOH	SW-846 8260B	1	09/28/2005 01:04	Dawn M Harle	1
01146	GC VOA Water Prep	SW-846 5030B	1	09/26/2005 16:24	Steven A Skiles	1
01163	GC/MS VOA Water Prep	SW-846 5030B	1	09/28/2005 01:04	Dawn M Harle	n.a.
02135	Extraction - DRO Water Special	TPH by CA LUFT	1	09/23/2005 08:30	Zachary S Dennis	1



Analysis Report

2425 New Holland Pike, PO Box 12425, Lancaster, PA 17605-2425 • 717-856-2300 Fax: 717-856-2881 • www.lancasterlabs.com

Page 1 of 1

Lancaster Laboratories Sample No. WW 4607795

MW-11-W-050919 Grab Water
 Facility# 211283 Job# 386956 GRD
 3810 Broadway-Oakland T0600101108 MW-11
 Collected: 09/19/2005 11:59 by TV

Account Number: 10904

Submitted: 09/22/2005 09:05
 Reported: 10/04/2005 at 16:14
 Discard: 11/04/2005

ChevronTexaco
 6001 Bollinger Canyon Rd L4310
 San Ramon CA 94583

110AK

CAT No.	Analysis Name	CAS Number	As Received Result	As Received Method Detection Limit	Units	Dilution Factor
01728	TPH-GRO - Waters	n.a.	N.D.	50.	ug/l	1
	The reported concentration of TPH-GRO does not include MTBE or other gasoline constituents eluting prior to the C6 (n-hexane) TPH-GRO range start time.					
06609	TPH-DRO CALUFT(Waters)	n.a.	N.D.	50.	ug/l	1
01594	BTEX+5 Oxygenates+EDC+EDB+ETOH					
01587	Ethanol	64-17-5	N.D.	50.	ug/l	1
02010	Methyl Tertiary Butyl Ether	1634-04-4	0.6	0.5	ug/l	1
05401	Benzene	71-43-2	N.D.	0.5	ug/l	1
05407	Toluene	108-88-3	N.D.	0.5	ug/l	1
05415	Ethylbenzene	100-41-4	N.D.	0.5	ug/l	1
06310	Xylene (Total)	1330-20-7	N.D.	0.5	ug/l	1

State of California Lab Certification No. 2116

Laboratory Chronicle

CAT No.	Analysis Name	Method	Trial#	Analysis		Analyst	Dilution Factor
				Date	Time		
01728	TPH-GRO - Waters	N. CA LUFT Gasoline	1	09/26/2005	16:53	Steven A Skiles	1
06609	TPH-DRO CALUFT(Waters)	Method CALUFT-DRO/8015B, Modified	1	09/28/2005	21:29	Tracy A Cole	1
01594	BTEX+5 Oxygenates+EDC+EDB+ETOH	SW-846 8260B	1	09/28/2005	01:51	Dawn M Harle	1
01146	GC VOA Water Prep	SW-846 5030B	1	09/26/2005	16:53	Steven A Skiles	1
01163	GC/MS VOA Water Prep	SW-846 5030B	1	09/28/2005	01:51	Dawn M Harle	n.a.
02135	Extraction - DRO Water Special	TPH by CA LUFT	1	09/23/2005	08:30	Zachary S Dennis	1

Lancaster Laboratories Sample No. WW 4607796

MW-12-W-050919 Grab Water
 Facility# 211283 Job# 386956 GRD
 3810 Broadway-Oakland T0600101108 MW-12
 Collected: 09/19/2005 12:25 by TV

Account Number: 10904

Submitted: 09/22/2005 09:05
 Reported: 10/04/2005 at 16:14
 Discard: 11/04/2005

ChevronTexaco
 6001 Bollinger Canyon Rd L4310
 San Ramon CA 94583

12OAK

CAT No.	Analysis Name	CAS Number	As Received Result	As Received Method Detection Limit	Units	Dilution Factor
01728	TPH-GRO - Waters	n.a.	N.D.	50.	ug/l	1
	The reported concentration of TPH-GRO does not include MTBE or other gasoline constituents eluting prior to the C6 (n-hexane) TPH-GRO range start time.					
06609	TPH-DRO CALUFT(Waters)	n.a.	190.	50.	ug/l	1
01594	BTEX+5 Oxygenates+EDC+EDB+ETOH					
01587	Ethanol	64-17-5	N.D.	50.	ug/l	1
02010	Methyl Tertiary Butyl Ether	1634-04-4	3.	0.5	ug/l	1
05401	Benzene	71-43-2	N.D.	0.5	ug/l	1
05407	Toluene	108-88-3	N.D.	0.5	ug/l	1
05415	Ethylbenzene	100-41-4	N.D.	0.5	ug/l	1
06310	Xylene (Total)	1330-20-7	N.D.	0.5	ug/l	1

State of California Lab Certification No. 2116

Laboratory Chronicle

CAT No.	Analysis Name	Method	Trial#	Analysis Date and Time	Analyst	Dilution Factor
01728	TPH-GRO - Waters	N. CA LUFT Gasoline	1	09/26/2005 17:22	Steven A Skiles	1
06609	TPH-DRO CALUFT(Waters)	Method CALUFT-DRO/8015B, Modified	1	09/28/2005 22:39	Tracy A Cole	1
01594	BTEX+5 Oxygenates+EDC+EDB+ETOH	SW-846 8260B	1	09/28/2005 02:15	Dawn M Harle	1
01146	GC VOA Water Prep	SW-846 5030B	1	09/26/2005 17:22	Steven A Skiles	1
01163	GC/MS VOA Water Prep	SW-846 5030B	1	09/28/2005 02:15	Dawn M Harle	n.a.
02135	Extraction - DRO Water Special	TPH by CA LUFT	1	09/23/2005 08:30	Zachary S Dennis	1

Quality Control Summary

 Client Name: ChevronTexaco
 Reported: 10/04/05 at 04:14 PM

Group Number: 960198

Matrix QC may not be reported if site-specific QC samples were not submitted. In these situations, to demonstrate precision and accuracy at a batch level, a LCS/LCSD was performed, unless otherwise specified in the method.

Laboratory Compliance Quality Control

Analysis Name	Blank Result	Blank MDL	Report Units	LCS %REC	LCSD %REC	LCS/LCSD Limits	RPD	RPD Max
Batch number: 052650015A TPH-DRO CALUFT (Waters)	N.D.	50.	Sample number(s): 4607788-4607796 ug/l	84	90	59-131	7	20
Batch number: 05266A08B TPH-GRO - Waters	N.D.	50.	Sample number(s): 4607787-4607790, 4607792 ug/l	108	107	70-130	1	30
Batch number: 05269A08A TPH-GRO - Waters	N.D.	50.	Sample number(s): 4607791, 4607793-4607796 ug/l	100	114	70-130	12	30
Batch number: Z052703AA Ethanol	N.D.	50.	Sample number(s): 4607789-4607796 ug/l	93		30-155		
Methyl Tertiary Butyl Ether	N.D.	0.5	ug/l	94		77-127		
Benzene	N.D.	0.5	ug/l	96		85-117		
Toluene	N.D.	0.5	ug/l	100		85-115		
Ethylbenzene	N.D.	0.5	ug/l	101		82-119		
Xylene (Total)	N.D.	0.5	ug/l	103		83-113		
Batch number: Z052704AA Methyl Tertiary Butyl Ether	N.D.	0.5	Sample number(s): 4607787 ug/l	90		77-127		
Benzene	N.D.	0.5	ug/l	92		85-117		
Toluene	N.D.	0.5	ug/l	97		85-115		
Ethylbenzene	N.D.	0.5	ug/l	96		82-119		
Xylene (Total)	N.D.	0.5	ug/l	97		83-113		
Batch number: Z052713AA Ethanol	N.D.	50.	Sample number(s): 4607788 ug/l	78		30-155		
Methyl Tertiary Butyl Ether	N.D.	0.5	ug/l	95		77-127		
Benzene	N.D.	0.5	ug/l	95		85-117		
Toluene	N.D.	0.5	ug/l	100		85-115		
Ethylbenzene	N.D.	0.5	ug/l	100		82-119		
Xylene (Total)	N.D.	0.5	ug/l	101		83-113		

Sample Matrix Quality Control

Analysis Name	MS %REC	MSD %REC	MS/MSD Limits	RPD	RPD MAX	BKG Conc	DUP Conc	DUP RPD	Dup RPD Max
Batch number: 05266A08B TPH-GRO - Waters			Sample number(s): 4607787-4607790, 4607792 125 63-154						
Batch number: 05269A08A TPH-GRO - Waters			Sample number(s): 4607791, 4607793-4607796 120 63-154						

*- Outside of specification

- (1) The result for one or both determinations was less than five times the LOQ.
- (2) The background result was more than four times the spike added.

Quality Control Summary

Client Name: ChevronTexaco
Reported: 10/04/05 at 04:14 PM

Group Number: 960198

Sample Matrix Quality Control

Analysis Name	MS %REC	MSD %REC	MS/MSD Limits	RPD	RPD MAX	BKG Conc	DUP Conc	DUP RPD	Dup RPD Max
Batch number: Z052703AA Sample number(s): 4607789-4607796									
Ethanol	95	102	26-162	7	30				
Methyl Tertiary Butyl Ether	93	91	69-134	2	30				
Benzene	100	99	83-128	1	30				
Toluene	105	104	83-127	1	30				
Ethylbenzene	104	105	82-129	1	30				
Xylene (Total)	104	106	82-130	2	30				
Batch number: Z052704AA Sample number(s): 4607787									
Methyl Tertiary Butyl Ether	96	94	69-134	2	30				
Benzene	101	99	83-128	2	30				
Toluene	106	103	83-127	3	30				
Ethylbenzene	105	102	82-129	3	30				
Xylene (Total)	105	103	82-130	2	30				
Batch number: Z052713AA Sample number(s): 4607788									
Ethanol	81	76	26-162	6	30				
Methyl Tertiary Butyl Ether	98	100	69-134	2	30				
Benzene	105	106	83-128	1	30				
Toluene	108	110	83-127	1	30				
Ethylbenzene	107	109	82-129	2	30				
Xylene (Total)	108	109	82-130	1	30				

Surrogate Quality Control

Analysis Name: TPH-DRO CALUFT(Waters)
Batch number: 052650015A
Orthoterphenyl

4607788	90
4607789	88
4607790	113
4607791	87
4607792	84
4607793	89
4607794	80
4607795	88
4607796	91
Blank	89
LCS	106
LCSD	107

Limits: 59-131

Analysis Name: TPH-GRO - Waters
Batch number: 05266A08B
Trifluorotoluene-F

4607787	91
4607788	90
4607789	88

*- Outside of specification

- (1) The result for one or both determinations was less than five times the LOQ.
- (2) The background result was more than four times the spike added.

Quality Control Summary

 Client Name: ChevronTexaco
 Reported: 10/04/05 at 04:14 PM

Group Number: 960198

Surrogate Quality Control

 4607790 92
 4607792 91
 Blank 91
 LCS 94
 LCSD 92
 MS 92

Limits: 63-135

 Analysis Name: TPH-GRO - Waters
 Batch number: 05269A08A
 Trifluorotoluene-F

 4607791 92
 4607793 90
 4607794 102
 4607795 92
 4607796 90
 Blank 86
 LCS 90
 LCSD 92
 MS 92

Limits: 63-135

 Analysis Name: BTEX+5 Oxygenates+EDC+EDB+ETOH
 Batch number: Z052703AA

	Dibromofluoromethane	1,2-Dichloroethane-d4	Toluene-d8	4-Bromofluorobenzene
4607789	94	88	97	90
4607790	93	88	96	88
4607791	91	86	98	94
4607792	93	88	97	89
4607793	94	89	95	89
4607794	92	87	96	92
4607795	95	90	96	90
4607796	94	88	97	90
Blank	93	88	96	90
LCS	92	87	97	94
MS	93	87	96	92
MSD	92	89	97	93

Limits: 80-116 77-113 80-113 78-113

 Analysis Name: BTEX+MTBE by 8260B
 Batch number: Z052704AA

	Dibromofluoromethane	1,2-Dichloroethane-d4	Toluene-d8	4-Bromofluorobenzene
4607787	98	92	99	90
Blank	99	92	98	90
LCS	96	87	99	95
MS	96	90	100	95
MSD	96	89	98	94

Limits: 80-116 77-113 80-113 78-113

 Analysis Name: BTEX+5 Oxygenates+EDC+EDB+ETOH
 Batch number: Z052713AA

*- Outside of specification

- (1) The result for one or both determinations was less than five times the LOQ.
- (2) The background result was more than four times the spike added.

Quality Control Summary

Client Name: ChevronTexaco
Reported: 10/04/05 at 04:14 PM

Group Number: 960198

Surrogate Quality Control

	Dibromofluoromethane	1,2-Dichloroethane-d4	Toluene-d8	4-Bromofluorobenzene
4607788	93	86	97	88
Blank	95	89	96	88
LCS	92	86	96	93
MS	93	85	96	93
MSD	92	86	97	93
Limits:	80-116	77-113	80-113	78-113

*- Outside of specification

- (1) The result for one or both determinations was less than five times the LOQ.
- (2) The background result was more than four times the spike added.

Explanation of Symbols and Abbreviations

The following defines common symbols and abbreviations used in reporting technical data:

N.D.	none detected	BMQL	Below Minimum Quantitation Level
TNTC	Too Numerous To Count	MPN	Most Probable Number
IU	International Units	CP Units	cobalt-chloroplatinate units
umhos/cm	micromhos/cm	NTU	nephelometric turbidity units
C	degrees Celsius	F	degrees Fahrenheit
meq	milliequivalents	lb.	pound(s)
g	gram(s)	kg	kilogram(s)
ug	microgram(s)	mg	milligram(s)
ml	milliliter(s)	l	liter(s)
m3	cubic meter(s)	ul	microliter(s)
<	less than - The number following the sign is the <u>limit of quantitation</u> , the smallest amount of analyte which can be reliably determined using this specific test.		
>	greater than		
J	estimated value – The result is \geq the Method Detection Limit (MDL) and $<$ the Limit of Quantitation (LOQ).		
ppm	parts per million - One ppm is equivalent to one milligram per kilogram (mg/kg), or one gram per million grams. For aqueous liquids, ppm is usually taken to be equivalent to milligrams per liter (mg/l), because one liter of water has a weight very close to a kilogram. For gases or vapors, one ppm is equivalent to one microliter of gas per liter of gas.		
ppb	parts per billion		
Dry weight basis	Results printed under this heading have been adjusted for moisture content. This increases the analyte weight concentration to approximate the value present in a similar sample without moisture. All other results are reported on an as-received basis.		

U.S. EPA CLP Data Qualifiers:

Organic Qualifiers	Inorganic Qualifiers
A TIC is a possible aldol-condensation product	B Value is $<$ CRDL, but \geq IDL
B Analyte was also detected in the blank	E Estimated due to interference
C Pesticide result confirmed by GC/MS	M Duplicate injection precision not met
D Compound quantitated on a diluted sample	N Spike sample not within control limits
E Concentration exceeds the calibration range of the instrument	S Method of standard additions (MSA) used for calculation
N Presumptive evidence of a compound (TICs only)	U Compound was not detected
P Concentration difference between primary and confirmation columns $>25\%$	W Post digestion spike out of control limits
U Compound was not detected	* Duplicate analysis not within control limits
X,Y,Z Defined in case narrative	+ Correlation coefficient for MSA <0.995

Analytical test results for methods listed on the laboratories' accreditation scope meet all requirements of NELAC unless otherwise noted under the individual analysis.

Measurement uncertainty values, as applicable, are available upon request.

Tests results relate only to the sample tested. Clients should be aware that a critical step in a chemical or microbiological analysis is the collection of the sample. Unless the sample analyzed is truly representative of the bulk of material involved, the test results will be meaningless. If you have questions regarding the proper techniques of collecting samples, please contact us. We cannot be held responsible for sample integrity, however, unless sampling has been performed by a member of our staff. This report shall not be reproduced except in full, without the written approval of the laboratory.

WARRANTY AND LIMITS OF LIABILITY - In accepting analytical work, we warrant the accuracy of test results for the sample as submitted. THE FOREGOING EXPRESS WARRANTY IS EXCLUSIVE AND IS GIVEN IN LIEU OF ALL OTHER WARRANTIES, EXPRESSED OR IMPLIED. WE DISCLAIM ANY OTHER WARRANTIES, EXPRESSED OR IMPLIED, INCLUDING A WARRANTY OF FITNESS FOR PARTICULAR PURPOSE AND WARRANTY OF MERCHANTABILITY. IN NO EVENT SHALL LANCASTER LABORATORIES BE LIABLE FOR INDIRECT, SPECIAL, CONSEQUENTIAL, OR INCIDENTAL DAMAGES INCLUDING, BUT NOT LIMITED TO, DAMAGES FOR LOSS OF PROFIT OR GOODWILL REGARDLESS OF (A) THE NEGLIGENCE (EITHER SOLE OR CONCURRENT) OF LANCASTER LABORATORIES AND (B) WHETHER LANCASTER LABORATORIES HAS BEEN INFORMED OF THE POSSIBILITY OF SUCH DAMAGES. We accept no legal responsibility for the purposes for which the client uses the test results. No purchase order or other order for work shall be accepted by Lancaster Laboratories which includes any conditions that vary from the Standard Terms and Conditions of Lancaster Laboratories and we hereby object to any conflicting terms contained in any acceptance or order submitted by client.