

Environmental Management
Company
6001 Bollinger Canyon Rd, K2256
P.O. Box 6012
San Ramon, CA 94583-2324
Tel 925-842-1589
Fax 925-842-8370

Karen Streich
Project Manager

R056 ✓

ChevronTexaco

February 11, 2005

Alameda County Health Care Services
1131 Harbor Bay Parkway, Suite 250
Alameda, CA 94502-6577

Alameda County
FEB 16 2005
Environmental Health

Re: Chevron Service Station #211283

Address: 3810 Broadway, Oakland, California


I have reviewed the attached routine groundwater monitoring report dated January 24, 2005.

I agree with the conclusions and recommendations presented in the referenced report. The information in this report is accurate to the best of my knowledge and all local Agency/Regional Board guidelines have been followed. This report was prepared by Gettler-Ryan, Inc., upon whose assistance and advice I have relied.

This letter is submitted pursuant to the requirements of California Water Code Section 13267(b)(1) and the regulating implementation entitled Appendix A pertaining thereto.

I declare under penalty of perjury that the foregoing is true and correct.

Sincerely,



Karen Streich
Project Manager

Enclosure: Report



GETTLER-RYAN INC.

TRANSMITTAL

January 24, 2005
G-R #386956

TO: Mr. Robert Foss
Cambria Environmental Technology, Inc.
5900 Hollis Street, Suite A
Emeryville, California 94608

CC: Ms. Karen Streich
ChevronTexaco Company
P.O. Box 6012, Room K2256
San Ramon, California 94583

FROM: Deanna L. Harding
Project Coordinator
Gettler-Ryan Inc.
6747 Sierra Court, Suite J
Dublin, California 94568

Alameda County
FEB 1 2005
Environmental Health

RE: **Former Texaco Service Station**
3810 Broadway
Oakland, California
(Site #211283)
RO 0000056

WE HAVE ENCLOSED THE FOLLOWING:

COPIES	DATED	DESCRIPTION
1	January 24, 2005	Groundwater Monitoring and Sampling Report Fourth Quarter - Event of December 20, 2004

COMMENTS:

This report is being sent for your review. Please provide any comments/changes and propose any groundwater monitoring modifications for the next event prior to **February 10, 2005**, at which time the final report will be distributed to the following:

cc: Mr. Barney Chan, Alameda County Health Care Services Agency, Environmental Protection Div.,
1131 Harbor Bay Parkway, Suite 250, Alameda, CA 94502-6577
Mr. Joe Zadik, 8255 San Leandro Street, Oakland, CA 94621

Enclosures

Trans/211283-ks



GETTLER-RYAN INC.

January 24, 2005
G-R Job #386956

Ms. Karen Streich
Chevron Texaco Company
P.O. Box 6012, Room K2256
San Ramon, CA 94583

RE: Fourth Quarter Event of December 20, 2004
Groundwater Monitoring & Sampling Report
Former Texaco Service Station
3810 Broadway
Oakland, California
(Site #211283)

Dear Ms. Streich:

This report documents the most recent groundwater monitoring and sampling event performed by Gettler-Ryan Inc. (G-R) at the referenced site. All field work was conducted in accordance with G-R Standard Operating Procedure - Groundwater Sampling (attached).

Static groundwater levels were measured and the wells were checked for the presence of separate-phase hydrocarbons. Static water level data, groundwater elevations, and separate-phase hydrocarbon thickness (if any) are presented in the attached Table 1. A Potentiometric Map is included as Figure 1.

Groundwater samples were collected from the monitoring wells and submitted to a state certified laboratory for analyses. The field data sheets for this event are attached. Analytical results are presented in the table(s) listed below. The chain of custody document and laboratory analytical report are also attached.

Please call if you have any questions or comments regarding this report. Thank you.

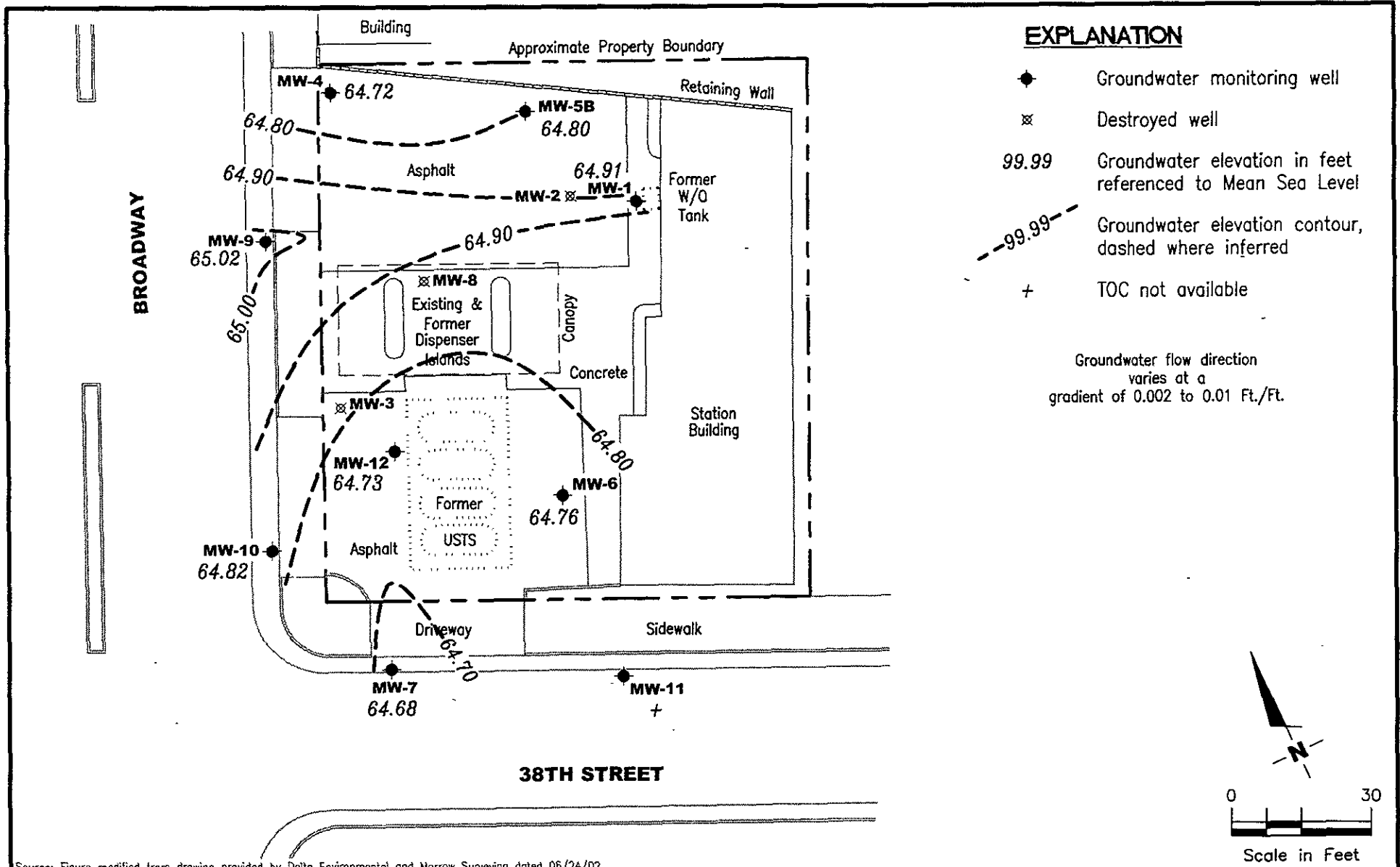
Sincerely,

Deanna L. Harding
Project Coordinator

Hagop Kevork
P.E. No. C55734



Figure 1: Potentiometric Map
Table 1: Groundwater Monitoring Data and Analytical Results
Table 2: Field Measurements
Attachments: Standard Operating Procedure - Groundwater Sampling
Field Data Sheets
Chain of Custody Document and Laboratory Analytical Reports



Source: Figure modified from drawing provided by Delta Environmental and Morrow Surveying dated 06/24/02

GETTLER - RYAN INC.
 6747 Sierra Ct., Suite J
 Dublin, CA 94568 (925) 551-7555

POTENTIOMETRIC MAP
 Former Texaco Service Station
 3810 Broadway
 Oakland, California (Site #211283)

FIGURE

1

PROJECT NUMBER
 386956

REVIEWED BY

DATE
 December 20, 2004

REVISED DATE

Table 1
Groundwater Monitoring Data and Analytical Results
Former Texaco Service Station (Site #211283)
3810 Broadway
Oakland, California

WELL ID/ DATE	TOC* (ft.)	DTW (ft.)	GWE (msl)	SPHT (ft.)	TPH-D (ppb)	TPH-G (ppb)	B (ppb)	T (ppb)	E (ppb)	X (ppb)	MTBE by 8020 (ppb)	MTBE by 8260 (ppb)	ETHANOL (ppb)	
MW-1														
06/28/96	86.69	21.77	64.92	--	<50	<100	<0.5	<1.0	<1.0	<2.0	--	--	--	
10/10/96	86.69	23.26	63.43	--	<400	520	9.2	53	17	70	22	16 ¹	--	
11/07/96	86.69	23.27	63.42	--	--	--	--	--	--	--	--	--	--	
12/18/97	86.69	19.70	66.99	--	<50	2,200	<3.0	<3.0	<3.0	<3.0	<200	--	--	
04/06/98	86.69	16.88	69.81	--	<50	1,600	16.4	0.8	<0.5	<0.5	38.3	--	--	
06/18/98	86.69	19.78	66.91	--	280	330	7.8	<0.5	<0.5	<0.5	<0.5	--	--	
08/31/98	86.69	21.71	64.98	--	150	<50	1.5	<0.5	<0.5	<0.5	<2.5	--	--	
12/21/98	86.69	22.15	64.54	--	130	130	2.3	0.90	<0.5	<0.5	110	13	--	
03/24/99	86.69	19.55	67.14	--	305	1,520	11.7	<2.50	<2.50	<2.50	21.6	<25.0	--	
06/25/99	86.69	21.60	65.09	--	207	231	5.29	<0.500	<0.500	<0.500	3.94	1.01	--	
09/24/99	86.69	22.58	64.11	--	71.7	58.6	6.03	<0.500	<0.500	<0.500	3.70	--	--	
12/29/99	86.69	22.81	63.88	--	345	117	4.26	<0.500	<0.500	1.97	26.2	<0.500	--	
03/21/00	86.69	19.00	67.69	--	319	834	<0.500	<0.500	<0.500	<0.500	21.5	--	--	
07/26/00	86.69	21.50	65.19	--	125	<50.0	<0.500	<0.500	<0.500	<0.500	<2.50	--	--	
09/06/00	86.69	21.90	64.79	--	192	88.1	15.60	<0.500	<0.500	<0.500	--	--	--	
11/29/00	86.92	22.05	64.87	--	331	<50.0	3.52	<0.500	<0.500	<0.500	--	--	--	
03/06/01	86.92	19.79	67.13	--	--	--	--	--	--	--	--	--	--	
03/23/01	86.92	20.15	66.77	--	-- ⁵	204	10.7	<0.500	<0.500	<0.500	--	--	--	
06/19/01 ⁶	86.92	21.78	65.14	--	330	<50	<0.50	<0.50	<0.50	<0.50	--	0.87	--	
09/05/01 ⁶	86.92	24.37	62.55	--	400	74	<0.50	0.63	<0.50	2.7	--	<5.0	--	
12/20/01 ⁶	86.92	20.25	66.67	--	530	59	1.7	<0.50	<0.50	<0.50	--	<5.0	--	
06/25/02	86.69	21.64	65.05	0.00	490 ⁹	<50	<0.50	<0.50	<0.50	<1.5	<2.5	--	--	
09/18/02	86.69	22.44	64.25	0.00	180	<50	<0.50	<0.50	<0.50	<1.5	<2.5	--	--	
12/19/02	86.69	21.49	65.20	0.00	320	<50	<0.50	<0.50	<0.50	<1.5	<2.5	--	--	
03/20/03	86.69	20.92	65.77	0.00	UNABLE TO SAMPLE - BEND IN WELL						--	--	--	--
06/23/03 ¹⁰	86.69	21.34	65.35	0.00	310	<50	<0.5	<0.5	<0.5	<0.5	--	<0.5	--	
09/22/03 ¹⁰	86.69	22.46	64.23	0.00	150	<50	<0.5	<0.5	<0.5	<0.5	--	<0.5	<50	
12/22/03 ¹⁰	86.69	22.10	64.59	0.00	350	<50	<0.5	<0.5	<0.5	<0.5	--	<0.5	<50	
03/22/04 ¹⁰	86.69	20.42	66.27	0.00	270	<50	<0.5	<0.5	<0.5	<0.5	--	2	<50	

Table 1
Groundwater Monitoring Data and Analytical Results
Former Texaco Service Station (Site #211283)
3810 Broadway
Oakland, California

WELL ID/ DATE	FOC* (ft.)	DTW (ft.)	GWE (msl)	SPHT (ft.)	TPH-D (ppb)	TPH-G (ppb)	B (ppb)	T (ppb)	E (ppb)	X (ppb)	MTBE by 8020 (ppb)	MTBE by 8260 (ppb)	ETHANOL (ppb)
MW-1 (cont)													
06/21/04 ¹⁰	86.69	21.93	64.76	0.00	130	<50	<0.5	<0.5	<0.5	<0.5	--	<0.5	<50
09/20/04 ¹⁰	86.69	22.99	63.70	0.00	240	<50	<0.5	<0.5	<0.5	<0.5	--	<0.5	<50
12/20/04 ¹⁰	86.69	21.78	64.91	0.00	320 ⁹	<50	<0.5	<0.5	<0.5	<0.5	--	<0.5	<50
MW-2													
06/28/96	85.83	22.10	63.73	1.35	--	--	--	--	--	--	--	--	--
10/10/96	85.83	22.36	63.47	--	1,800	99,000	4,100	9,400	2,300	9,900	390	<25 ¹	--
11/07/96	85.83	22.39	63.45**	0.01	--	--	--	--	--	--	--	--	--
12/18/97	85.83	20.19	65.64	--	4,700	24,000	600	1,800	750	2,400	<2,000	--	--
04/06/98	85.83	18.00	67.83	--	9.5	20,100	252	448	430	1,410	<200	--	--
06/18/98	85.83	19.63	66.20	--	5,200	20,000	240	370	270	790	<50	--	--
08/31/98	85.83	21.01	64.82	--	19,000	72,000	270	990	630	1,700	<125	--	--
12/21/98	85.83	21.31	64.52	--	13,000	290	8.7	18	9.7	38	10	29	--
03/24/99	85.83	19.18	66.65	--	5,590	80,400	651	1,860	1,120	3,730	<40.0	<100	--
06/25/99	85.83	20.78	65.05	--	12,100	34,700	504	1,300	716	2,160	<40.0	--	--
09/24/99	85.83	21.82	64.01	--	108	6,510	1,030	350	183	680	<50.0	--	--
12/29/99	85.83	22.17	63.90**	0.30	--	--	--	--	--	--	--	--	--
01/07/00	85.83	22.84	63.30**	0.39	--	--	--	--	--	--	--	--	--
03/21/00	-- ³	18.19	--	--	41,100	54,100	1,260	3,320	2,180	8,200	<1,250	--	--
DESTROYED													
MW-3													
06/28/96	83.18	19.04	64.14	--	--	--	--	--	--	--	--	--	--
10/10/96	83.18	19.51	63.67	--	1,200	110,000	6,600	16,000	2,200	12,000	<250	--	--
11/07/96	83.18	19.40	63.78	--	--	--	--	--	--	--	--	--	--
12/18/97	83.18	18.79	64.39	--	6,100,000	180,000	1,500	16,000	4,600	23,000	<3,000	--	--
04/06/98	83.18	16.58	66.64	0.05	--	--	--	--	--	--	--	--	--
06/18/98	83.18	--	--	>2.0 ²	--	--	--	--	--	--	--	--	--
08/31/98	83.18	19.56	63.68	0.07	--	--	--	--	--	--	--	--	--

Table 1
Groundwater Monitoring Data and Analytical Results
Former Texaco Service Station (Site #211283)
3810 Broadway
Oakland, California

WELL ID/ DATE	TOC* (ft.)	DTW (ft.)	GWE (msl)	SPHT (ft.)	TPH-D (ppb)	TPH-G (ppb)	B (ppb)	T (ppb)	E (ppb)	X (ppb)	MTBE by 8020 (ppb)	MTBE by 8260 (ppb)	ETHANGL (ppb)
MW-3 (cont)													
12/21/98	83.18	20.23	65.13	2.73	--	--	--	--	--	--	--	--	--
03/24/99	83.18	16.76	67.11	0.86	--	--	--	--	--	--	--	--	--
06/25/99	83.18	18.47	64.95	0.30	--	--	--	--	--	--	--	--	--
09/24/99	83.18	19.43	63.81	0.08	--	--	--	--	--	--	--	--	--
12/29/99	83.18	19.25	63.96	0.04	--	--	--	--	--	--	--	--	--
01/07/00	83.18	19.87	63.37	0.07	--	--	--	--	--	--	--	--	--
DESTROYED													
MW-4													
06/28/96	83.31	18.83	64.48	--	<50	<100	<0.5	<1.0	<1.0	<2.0	--	--	--
10/10/96	83.31	19.84	63.47	--	<50	650	3.9	65	22	120	<5.0	--	--
11/07/96	83.31	19.84	63.47	--	--	--	--	--	--	--	--	--	--
12/18/97	83.31	17.77	65.54	--	2,000	<50	<0.5	<0.5	<0.5	<0.5	<30	--	--
04/06/98	83.31	15.45	67.86	--	<50	<50	<0.5	<0.5	<0.5	<0.5	<30	--	--
06/18/98	83.31	16.89	66.42	--	53	<50	<0.5	<0.5	<0.5	<0.5	<0.5	--	--
08/31/98	83.31	18.48	64.83	--	60	<50	<0.5	<0.5	<0.5	<0.5	<2.5	--	--
12/21/98	83.31	18.80	64.51	--	<50	<50	<0.5	<0.5	<0.5	<0.5	<2.5	--	--
03/24/99	83.31	16.70	66.61	--	<50.0	<50.0	<0.500	<0.500	<0.500	<0.500	<2.00	--	--
06/25/99	83.31	18.16	65.15	--	128	<50.0	<0.500	<0.500	<0.500	<0.500	<2.00	--	--
09/24/99	83.31	19.12	64.19	--	<50.0	<50.0	<0.500	<0.500	<0.500	<0.500	<2.50	--	--
12/29/99	83.31	19.08	64.23	--	169	<50.0	<0.500	<0.500	<0.500	<0.500	<5.00	--	--
03/21/00	83.31	16.10	67.21	--	<50.0	<50.0	<0.500	<0.500	<0.500	<0.500	<2.50	--	--
07/26/00	83.31	OBSTRUCTION IN WELL			--	--	--	--	--	--	--	--	--
09/06/00	83.31	18.52	64.79	--	-- ⁵	<50.0	<0.500	<0.500	<0.500	<0.500	--	--	--
11/29/00	83.63	18.75	64.88	--	183	<50.0	<0.500	<0.500	<0.500	<0.500	--	--	--
03/06/01	83.63	17.81	65.82	--	50.9	<50.0	<0.500	<0.500	<0.500	<0.500	--	--	--
06/19/01 ⁶	83.63	18.55	65.08	--	<50	<50	<0.50	<0.50	<0.50	<0.50	--	<0.50	--
09/05/01 ⁶	83.63	19.10	64.53	--	710	<50	<0.50	<0.50	<0.50	<0.50	--	<5.0	--
12/20/01 ⁶	83.63	17.55	66.08	--	460	<50	<0.50	<0.50	<0.50	<0.50	--	<5.0	--
06/25/02	83.31	18.39	64.92	0.00	250	<50	<0.50	<0.50	<0.50	<1.5	<2.5	--	--

Table 1
Groundwater Monitoring Data and Analytical Results
Former Texaco Service Station (Site #211283)
3810 Broadway
Oakland, California

WELL ID/ DATE	TOC* (ft.)	DTW (ft.)	GWE (msl)	SPHT (ft.)	TPH-D (ppb)	TPH-G (ppb)	B (ppb)	T (ppb)	E (ppb)	X (ppb)	MTBE by 8020 (ppb)	MTBE by 8260 (ppb)	ETHANOL (ppb)
MW-4 (cont)													
09/18/02	83.31	19.16	64.15	0.00	160	<50	<0.50	<0.50	<0.50	<1.5	<2.5	--	--
12/19/02	83.31	18.14	65.17	0.00	56	<50	<0.50	<0.50	<0.50	<1.5	<2.5	--	--
03/20/03	83.31	17.76	65.55	0.00	180	<50	<0.50	<0.50	<0.50	<1.5	<2.5	--	--
06/23/03 ¹⁰	83.31	18.13	65.18	0.00	<50	<50	<0.5	<0.5	<0.5	<0.5	--	<0.5	--
09/22/03 ¹⁰	83.31	19.08	64.23	0.00	110	<50	<0.5	<0.5	<0.5	<0.5	--	<0.5	<50
12/22/03 ¹⁰	83.31	18.78	64.53	0.00	<50	<50	<0.5	<0.5	<0.5	<0.5	--	<0.5	<50
03/22/04 ¹⁰	83.31	17.31	66.00	0.00	130	<50	<0.5	<0.5	<0.5	<0.5	--	<0.5	<50
06/21/04 ¹⁰	83.31	18.67	64.64	0.00	87	<50	<0.5	<0.5	<0.5	<0.5	--	<0.5	<50
09/20/04 ¹⁰	83.31	19.58	63.73	0.00	120	<50	<0.5	<0.5	<0.5	<0.5	--	<0.5	<50
12/20/04 ¹⁰	83.31	18.59	64.72	0.00	66 ⁹	<50	<0.5	<0.5	<0.5	<0.5	--	<0.5	<50
MW-5													
10/10/96	85.41	21.93	63.48	--	<50	1,800	34	4.7	11	44	21	5.0 ¹	--
11/07/96	85.41	21.96	63.45	--	--	--	--	--	--	--	--	--	--
12/18/97	85.41	19.81	65.60	--	<50	1,200	15	<1.0	15	<1.0	72	--	--
04/06/98	85.41	17.43	67.98	--	<50	1,000	126	0.5	0.8	1.5	<30	--	--
06/18/98	85.41	19.15	66.26	--	100	110	6.9	<0.5	<0.5	<0.5	<0.5	--	--
08/31/98	85.41	20.46	64.95	--	120	480	5.3	<2.5	<2.5	<2.5	<12	--	--
12/21/98	85.41	20.91	64.50	--	100	270	16	2.9	1.3	<1.0	34	<2.0	--
03/24/99	85.41	18.74	66.67	--	93.3	143	2.80	<0.500	0.749	<0.500	<2.00	<5.00	--
06/25/99	85.41	20.31	65.10	--	125	847	6.61	<0.500	0.611	<0.500	2.69	<2.00	--
09/24/99	85.41	21.36	64.05	--	94.0	563	6.00	<2.50	<2.50	<2.50	25.1	--	--
12/29/99	85.41	21.41	64.00	--	173	896	16.6	1.48	8.92	2.67	61.1	<0.500	--
03/21/00	85.41	18.13	67.28	--	158	858	53.7	<1.00	21.4	8.00	11.6	--	--
07/26/00	85.41	OBSTRUCTION IN WELL			--	--	--	--	--	--	--	--	--
09/06/00	85.41	20.33	65.08	--	231	670	153	<2.50	7.87	<2.50	--	--	--
11/29/00	85.13	OBSTRUCTION IN WELL			--	--	--	--	--	--	--	--	--
03/06/01	85.13	OBSTRUCTION IN WELL			--	--	--	--	--	--	--	--	--

Table 1
Groundwater Monitoring Data and Analytical Results -
Former Texaco Service Station (Site #211283)
3810 Broadway
Oakland, California

WELL ID/ DATE	TOC* (ft.)	DTW (ft.)	GWE (msl)	SPHT (ft.)	TPH-D (ppb)	TPH-G (ppb)	B (ppb)	T (ppb)	E (ppb)	X (ppb)	MTBE by 8020 (ppb)	MTBE by 8260 (ppb)	ETHANOL (ppb)
MW-5 (cont)													
06/19/01	85.13	OBSTRUCTION IN WELL			--	--	--	--	--	--	--	--	--
09/05/01	85.13	OBSTRUCTION IN WELL			--	--	--	--	--	--	--	--	--
12/02/01	85.13	OBSTRUCTION IN WELL			--	--	--	--	--	--	--	--	--
NOT MONITORED/SAMPLED													
MW-5B													
06/25/02 ⁷	85.36	20.48	64.88	0.00	320	660	89	1.9	39	11	130	--	--
09/18/02	85.36	21.18	64.18	0.00	480	1,100	220	1.2	19	<1.5	35	--	--
12/19/02	85.36	20.36	65.00	0.00	330	<50	<0.50	<0.50	<0.50	<1.5	190	--	--
03/20/03	85.36	INACCESSIBLE - VEHICLE OVER WELL				--	--	--	--	--	--	--	--
06/23/03 ¹⁰	85.36	20.18	65.18	0.00	300	<50	<0.5	<0.5	<0.5	<0.5	--	290	--
09/22/03 ¹⁰	85.36	21.19	64.17	0.00	200	91	19	<0.5	3	<0.5	--	260	<50
12/22/03 ¹⁰	85.36	20.85	64.51	0.00	410	99	18	<0.5	<0.5	<0.5	--	52	<50
03/22/04 ¹⁰	85.36	19.26	66.10	0.00	400	<50	<0.5	<0.5	<0.5	<0.5	--	210	<50
06/21/04 ¹⁰	85.36	20.70	64.66	0.00	270	<50	<0.5	<0.5	<0.5	<0.5	--	100	<50
09/20/04 ¹⁰	85.36	21.69	63.67	0.00	430	<50	<0.5	<0.5	<0.5	<0.5	--	9	<50
12/20/04 ¹⁰	85.36	20.56	64.80	0.00	400 ⁹	<50	<0.5	<0.5	<0.5	<0.5	--	48	<50
MW-6													
10/10/96	86.09	22.44	63.65	--	500	45,000	8,300	2,900	810	3,100	190	40 ¹	--
11/07/96	86.09	22.60	63.49	--	--	--	--	--	--	--	--	--	--
12/18/97	86.09	22.28	63.81	--	1,900	60,000	12,000	9,800	1,800	8,600	<2,000	--	--
04/06/98	86.09	19.90	66.19	--	<50	30,500	5,950	3,720	952	3,750	<1,000	--	--
06/18/98	86.09	20.49	65.60	--	1,100	23,000	2,600	540	410	1,300	<250	--	--
08/31/98	86.09	21.05	65.04	--	1,800	17,000	3,400	460	530	1,800	<250	--	--
12/21/98	86.09	21.74	64.35	--	930	7,900	1,900	510	280	730	150	2.6	--
03/24/99	86.09	21.18	64.91	--	763	12,200	1,970	327	338	794	<40.0	<50.0	--
06/25/99	86.09	21.34	64.75	--	1,050	14,800	2,040	1,080	406	1,430	<40.0	--	--
09/24/99	86.09	22.28	63.81	--	1,720	17,200	2,810	1,330	489	2,340	<50.0	--	--

Table 1
Groundwater Monitoring Data and Analytical Results
Former Texaco Service Station (Site #211283)
3810 Broadway
Oakland, California

WELL ID/ DATE	TOC* (ft.)	DTW (ft.)	GWE (msl)	SPHT (ft.)	TPH-D (ppb)	TPH-G (ppb)	B (ppb)	T (ppb)	E (ppb)	X (ppb)	MTBE by 8020 (ppb)	MTBE by 8260 (ppb)	ETHANOL (ppb)
MW-6 (cont)													
12/29/99	86.09	24.96	61.13	--	1,480	14,700	2,790	974	469	1,720	<500	--	--
03/21/00	86.09	18.70	67.39	--	1,120	20,000	4,160	962	719	2,330	<250	--	--
07/26/00	86.09	INACCESSIBLE		--	--	--	--	--	--	--	--	--	--
09/06/00	86.09	INACCESSIBLE		--	--	--	--	--	--	--	--	--	--
11/29/00	86.48	21.30	65.18	--	2,060	22,800	4,120	2,010	872	3,180	--	--	--
03/06/01	86.48	19.05	67.43	--	2,220	32,100	3,760	4,590	1,160	5,360	--	--	--
06/19/01 ⁶	86.48	21.11	65.37	--	<1,500	40,000	2,800	6,000	1,200	5,300	--	<25	--
09/05/01 ⁶	86.48	21.37	65.11	--	<1,000	18,000	3,800	800	730	1,400	--	<200	--
12/20/01 ⁶	86.48	19.80	66.68	--	<1,300	29,000	2,600	3,700	1,100	4,100	--	<100	--
06/25/02	86.09	21.13	64.96	0.00	2,500	21,000	2,200	1,800	850	2,100	<100	--	--
09/18/02	86.09	22.00	64.09	0.00	1,300	13,000	1,700	480	610	970	110	--	--
12/19/02	86.09	20.98	65.11	0.00	2,700	20,000	2,900	620	770	2,100	<20	--	--
03/20/03	86.09	20.23	65.86	0.00	2,600	23,000	1,500	2,200	920	3,400	<100	--	--
06/23/03 ¹⁰	86.09	20.96	65.13	0.00	2,400	21,000	2,000	1,400	890	2,500	--	6	--
09/22/03 ¹⁰	86.09	21.95	64.14	0.00	1,800	7,400	920	220	360	580	--	5	<50
12/22/03 ¹⁰	86.09	21.63	64.46	0.00	2,300	9,700	1,700	240	450	1,000	--	6	<100 ¹¹
03/22/04 ¹⁰	86.09	20.31	65.78	0.00	2,700	23,000	1,500	1,400	830	2,800	--	4	<250
06/21/04 ¹⁰	86.09	20.64	65.45	0.00	2,800	20,000	2,000	2,300	1,100	3,800	--	4	<130
09/20/04 ¹⁰	86.09	22.29	63.80	0.00	1,300	4,600	480	65	200	260	--	4	<100
12/20/04 ¹⁰	86.09	21.33	64.76	0.00	1,500	9,500	1,500	220	450	840	--	5	<250
MW-7													
10/10/96	84.11	20.78	63.33	--	<50	<50	0.6	<0.5	<0.5	<0.5	<5.0	--	--
11/07/96	84.11	20.80	63.31	--	--	--	--	--	--	--	--	--	--
12/18/97	84.11	17.27	66.84	--	<50	<50	<0.5	<0.5	<0.5	<0.5	<30	--	--
04/06/98	84.11	15.91	68.20	--	<50	<50	<0.5	<0.5	<0.5	<0.5	<30	--	--
06/18/98	84.11	17.95	66.16	--	<50	<50	<0.5	<0.5	<0.5	<0.5	<0.5	--	--
08/31/98	84.11	19.40	64.71	--	<50	<50	<0.5	<0.5	<0.5	<0.5	<2.5	--	--
12/21/98	84.11	19.75	64.36	--	<50	<50	<0.5	<0.5	<0.5	<0.5	<2.5	--	--
03/24/99	84.11	17.54	66.57	--	51.3	<50.0	<0.500	<0.500	<0.500	<0.500	<2.00	--	--

Table 1
Groundwater Monitoring Data and Analytical Results
Former Texaco Service Station (Site #211283)
3810 Broadway
Oakland, California

WELL ID/ DATE	TOC* (ft.)	DTW (ft.)	GWE (msl)	SPHT (ft.)	TPH-D (ppb)	TPH-G (ppb)	B (ppb)	T (ppb)	E (ppb)	X (ppb)	MTBE by 8020 (ppb)	MTBE by 8260 (ppb)	ETHANOL (ppb)
MW-7 (cont)													
06/25/99	84.11	19.22	64.89	--	<50.0	<50.0	<0.500	<0.500	<0.500	<0.500	<2.00	--	--
09/24/99	84.11	20.18	63.93	--	<50.0	<50.0	<0.500	<0.500	<0.500	<0.500	<2.50	--	--
12/29/99	84.11	20.15	63.96	--	99.0	<50.0	<0.500	<0.500	<0.500	<0.500	<5.00	--	--
03/21/00	84.11	16.35	67.76	--	<50.0	<50.0	<0.500	<0.500	<0.500	<0.500	<2.50	--	--
07/26/00	84.11	18.99	65.12	--	<50.0	<50.0	<0.500	<0.500	<0.500	<0.500	<2.50	--	--
09/06/00	84.11	19.49	64.62	--	-- ⁵	<50.0	<0.500	<0.500	<0.500	<0.500	--	--	--
11/29/00	84.44	19.52	64.92	--	<50.0	<50.0	<0.500	<0.500	<0.500	<0.500	--	--	--
03/06/01	84.44	17.15	67.29	--	<50.0	<50.0	<0.500	<0.500	<0.500	<0.500	--	--	--
06/19/01 ⁶	84.44	19.30	65.14	--	<50	<50	<0.50	<0.50	<0.50	<0.50	--	<0.50	--
09/05/01 ⁶	84.44	20.22	64.22	--	<50	<50	0.64	0.84	0.94	5.2	--	<5.0	--
12/20/01 ⁶	84.44	17.85	66.59	--	<50	<50	<0.50	<0.50	<0.50	<0.50	--	<5.0	--
06/25/02	84.11	19.30	64.81	0.00	<50	<50	<0.50	<0.50	<0.50	<1.5	<2.5	--	--
09/18/02	84.11	20.10	64.01	0.00	170	<50	<0.50	<0.50	<0.50	<1.5	<2.5	--	--
12/19/02	84.11	18.73	65.38	0.00	<50	<50	<0.50	<0.50	<0.50	<1.5	<2.5	--	--
03/20/03	84.11	18.86	65.25	0.00	<50	<50	<0.50	<0.50	<0.50	<1.5	<2.5	--	--
06/23/03 ¹⁰	84.11	19.00	65.11	0.00	<50	<50	<0.5	<0.5	<0.5	<0.5	--	<0.5	--
09/22/03 ¹⁰	84.11	20.05	64.06	0.00	<50	<50	<0.5	<0.5	<0.5	<0.5	--	<0.5	<50
12/22/03 ¹⁰	84.11	19.72	64.39	0.00	72	<50	<0.5	<0.5	<0.5	<0.5	--	<0.5	<50
03/22/04 ¹⁰	84.11	17.94	66.17	0.00	<50	<50	<0.5	<0.5	<0.5	<0.5	--	<0.5	<50
06/21/04 ¹⁰	84.11	19.53	64.58	0.00	73	<50	<0.5	<0.5	<0.5	<0.5	--	<0.5	<50
09/20/04 ¹⁰	84.11	20.59	63.52	0.00	69	<50	<0.5	<0.5	<0.5	<0.5	--	<0.5	<50
12/20/04 ¹⁰	84.11	19.43	64.68	0.00	67 ⁹	<50	<0.5	<0.5	<0.5	<0.5	--	<0.5	<50
MW-8													
10/10/96	84.01	20.82	63.19	--	110	17,000	1,300	1,200	64	1,300	110	<5.0 ¹	--
11/07/96	84.01	20.44	63.57	--	--	--	--	--	--	--	--	--	--
12/18/97	84.01	19.36	64.65	--	630	15,000	3,600	1,800	410	930	<600	--	--
04/06/98	84.01	16.19	67.82	--	<50	32,300	8,230	5,900	718	2,120	<1,000	--	--
06/18/98	84.01	17.75	66.26	--	<50	74,000	5,400	4,500	700	2,200	2,400	--	--
08/31/98	84.01	INACCESSIBLE		--	--	--	--	--	--	--	--	--	--

Table 1
Groundwater Monitoring Data and Analytical Results
Former Texaco Service Station (Site #211283)
3810 Broadway
Oakland, California

WELL ID/ DATE	TOC* (ft.)	DTW (ft.)	GWE (msl)	SPHT (ft.)	TPH-D (ppb)	TPH-G (ppb)	B (ppb)	T (ppb)	E (ppb)	X (ppb)	MTBE by 8020 (ppb)	MTBE by 8260 (ppb)	ETHANOL (ppb)
MW-8 (cont)													
12/21/98	84.01	19.48	64.53	--	1,200	9,600	2,600	410	220	300	700	<2.0	--
03/24/99	84.01	17.44	66.57	--	2,890	86,100	9,890	11,700	1,650	7,130	<200	<250	--
06/25/99	84.01	20.69	63.40**	0.10	--	--	--	--	--	--	--	--	--
07/01/99	84.01	20.45	65.07**	1.89	--	--	--	--	--	--	--	--	--
09/24/99	84.01	20.98	64.25**	1.53	--	--	--	--	--	--	--	--	--
12/29/99	84.01	20.25	63.97**	0.26	--	--	--	--	--	--	--	--	--
01/07/00	84.01	21.00	63.33**	0.40	--	--	--	--	--	--	--	--	--
DESTROYED													
MW-9													
10/10/96	82.17	18.62	63.55	--	520	80	2.5	13	2.2	13	<5.0	--	--
11/07/96	82.17	63.53	18.64	--	--	--	--	--	--	--	--	--	--
12/18/97	82.17	16.42	65.75	--	<50	<50	<0.5	<0.5	<0.5	<0.5	<30	--	--
04/06/98	82.17	14.00	68.17	--	<50	<50	<0.5	<0.5	<0.5	<0.5	<30	--	--
06/18/98	82.17	15.33	66.84	--	100	<50	<0.5	<0.5	<0.5	<0.5	<0.5	--	--
08/31/98	82.17	17.14	65.03	--	57	<50	<0.5	<0.5	<0.5	<0.5	<2.5	--	--
12/21/98	82.17	17.40	64.77	--	71	<50	<0.5	<0.5	<0.5	<0.5	<2.5	--	--
03/24/99	82.17	16.22	65.95	--	84.0	<50.0	<0.500	<0.500	<0.500	<0.500	<2.00	--	--
06/25/99	82.17	16.90	65.27	--	92.0	<50.0	<0.500	<0.500	<0.500	<0.500	<2.00	--	--
09/24/99	82.17	17.89	64.28	--	<50.0	<50.0	<0.500	<0.500	<0.500	<0.500	<2.50	--	--
12/29/99	82.17	18.01	64.16	--	52.8	<50.0	<0.500	<0.500	<0.500	<0.500	<5.00	--	--
03/21/00	82.17	14.80	67.37	--	72.4	<50.0	<0.500	<0.500	<0.500	<0.500	<2.50	--	--
07/26/00	82.17	17.17	65.00	--	83.6	<50.0	<0.500	<0.500	<0.500	<0.500	<2.50	--	--
09/06/00	82.17	17.95	64.22	--	74.3	<50.0	<0.500	<0.500	<0.500	<0.500	--	--	--
11/29/00	82.52	18.10	64.42	--	96.2	<50.0	<0.500	<0.500	<0.500	<0.500	--	--	--
03/06/01	82.52	16.75	65.77	--	94.2	<50.0	<0.500	<0.500	<0.500	<0.500	--	--	--
06/19/01 ⁶	82.52	17.83	64.69	--	<50	<50	<0.50	<0.50	<0.50	<0.50	--	<0.50	--
09/05/01 ⁶	82.52	17.98	64.54	--	<50	<50	<0.50	<0.50	<0.50	1.6	--	<5.0	--
12/20/01 ⁶	82.52	16.85	65.67	--	84	<50	<0.50	<0.50	<0.50	<0.50	--	<5.0	--
06/25/02	82.17	17.12	65.05	0.00	100	<50	<0.50	<0.50	<0.50	<1.5	<2.5	--	--

Table 1
Groundwater Monitoring Data and Analytical Results
Former Texaco Service Station (Site #211283)
3810 Broadway
Oakland, California

WELL ID/ DATE	TOC* (ft.)	DTW (ft.)	GWE (msl)	SPHT (ft.)	TPH-D (ppb)	TPH-G (ppb)	B (ppb)	T (ppb)	E (ppb)	X (ppb)	MTBE by 8020 (ppb)	MTBE by 8260 (ppb)	ETHANOL (ppb)
MW-9 (cont)													
09/18/02	82.17	17.76	64.41	0.00	170	<50	<0.50	<0.50	<0.50	<1.5	<2.5	--	--
12/19/02	82.17	16.83	65.34	0.00	73	<50	<0.50	<0.50	<0.50	<1.5	<2.5	--	--
03/20/03	82.17	16.61	65.56	0.00	87	<50	<0.50	<0.50	<0.50	<1.5	<2.5	--	--
06/23/03 ¹⁰	82.17	17.14	65.03	0.00	<50	<50	<0.5	<0.5	<0.5	<0.5	--	0.7	--
09/22/03 ¹⁰	82.17	17.72	64.45	0.00	66	<50	<0.5	<0.5	<0.5	<0.5	--	0.7	<50
12/22/03 ¹⁰	82.17	17.44	64.73	0.00	94	<50	<0.5	<0.5	<0.5	<0.5	--	0.7	<50
03/22/04 ¹⁰	82.17	16.07	66.10	0.00	<50	<50	<0.5	<0.5	<0.5	<0.5	--	0.7	<50
06/21/04 ¹⁰	82.17	17.38	64.79	0.00	80	<50	<0.5	<0.5	<0.5	<0.5	--	1	<50
09/20/04 ¹⁰	82.17	18.14	64.03	0.00	120	<50	<0.5	<0.5	<0.5	<0.5	--	1	<50
12/20/04 ¹⁰	82.17	17.15	65.02	0.00	74 ⁹	<50	<0.5	<0.5	<0.5	<0.5	--	2	<50
MW-10													
10/10/96	81.83	18.40	63.43	--	<50	<50	<0.5	<0.5	<0.5	<0.5	<5.0	--	--
11/07/96	81.83	18.43	63.40	--	--	--	--	--	--	--	--	--	--
12/18/97	81.83	16.18	65.65	--	<50	350	6.9	0.87	0.88	0.77	<30	--	--
04/06/98	81.83	14.39	67.44	--	<50	2,300	224	168	81.4	253	<30	--	--
06/18/98	81.83	15.11	66.72	--	320	7,200	310	210	83	280	<0.5	--	--
08/31/98	81.83	17.03	64.80	--	120	460	51	8.2	5.1	10	<5.0	--	--
12/21/98	81.83	17.32	64.51	--	79	120	5.5	<1.0	<1.0	<1.0	8.7	<2.0	--
03/24/99	81.83	15.25	66.58	--	923	1,330	85.9	42.9	29.7	95.2	20.4	<25.0	--
06/25/99	81.83	16.82	65.01	--	167	1,130	115	32.6	17.2	36.3	<4.00	--	--
09/24/99	81.83	17.75	64.08	--	76.7	382	20.0	<1.00	2.21	1.37	8.83	--	--
12/29/99	81.83	18.13	63.70	--	107	114	9.03	<0.500	0.531	<0.500	<5.00	--	--
03/21/00	81.83	14.22	67.61	--	194	1,270	86.3	52.3	38.1	102	19.5	--	--
07/26/00	81.83	16.61	65.22	--	192	562	74.8	7.51	24.3	14.8	13.3	<1.00 ⁴	--
09/06/00	81.83	17.08	64.75	--	205	606	93.4	5.36	16.7	38.9	--	--	--
11/29/00	82.16	16.90	65.26	--	258	583	40.0	1.46	4.69	15.8	--	--	--
03/06/01	82.16	14.80	67.36	--	199	837	34.2	26.4	20.8	27.5	--	--	--
06/19/01 ⁶	82.16	16.85	65.31	--	<50	400	47	2.6	8.8	17	--	0.60	--
09/05/01 ⁶	82.16	17.87	64.29	--	<100	230	20	<0.50	1.2	5.3	--	<5.0	--

Table 1
Groundwater Monitoring Data and Analytical Results
Former Texaco Service Station (Site #211283)
3810 Broadway
Oakland, California

WELL ID/ DATE	TOC* (%)	DTW (ft.)	GWE (msl)	SPHT (%)	TPH-D (ppb)	TPH-G (ppb)	B (ppb)	T (ppb)	E (ppb)	X (ppb)	MTBE by 8020 (ppb)	MTBE by 8260 (ppb)	ETHANOL (ppb)
MW-10 (cont)													
12/20/01 ⁶	82.16	15.54	66.62	--	110	300	13	2.5	1.7	4.6	--	<5.0	--
06/25/02	81.83	16.93	64.90	0.00	180	810	180	3.2	17	8.0	<2.5	--	--
09/18/02	81.83	17.68	64.15	0.00	200	260	24	<2.0	2.5	5.0	2.9	--	--
12/19/02	81.83	16.36	65.47	0.00	86	360	25	0.60	<0.50	1.5	<5.0	--	--
03/20/03	81.83	16.32	65.51	0.00	200	620	21	5.3	6.0	13	<10	--	--
06/23/03 ¹⁰	81.83	16.57	65.26	0.00	290	1,500	170	23	40	93	--	0.7	--
09/22/03 ¹⁰	81.83	17.60	64.23	0.00	180	480	48	3	7	17	--	0.8	<50
12/22/03 ¹⁰	81.83	17.31	64.52	0.00	120	230	7	<0.5	<0.5	1	--	0.9	<50
03/22/04 ¹⁰	81.83	15.58	66.25	0.00	230	1,500	72	26	30	82	--	0.7	<50
06/21/04 ¹⁰	81.83	17.12	64.71	0.00	220	1,000	120	29	47	73	--	2	<50
09/20/04 ¹⁰	81.83	18.12	63.71	0.00	230	470	36	5	6	20	--	2	<50
12/20/04 ¹⁰	81.83	17.01	64.82	0.00	170 ⁹	480	13	2	1	7	--	2	<50
MW-11													
08/08/00	--	25.61	--	--	--	--	--	--	--	--	--	--	--
08/16/00	--	25.50	--	--	56.80	<50.0	<0.500	<0.500	<0.500	<0.500	--	--	--
09/06/00	--	25.90	--	--	-- ⁵	<50.0	<0.500	<0.500	<0.500	<0.500	--	--	--
11/29/00	90.63	25.80	64.83	--	63.8	<50.0	<0.500	<0.500	<0.500	<0.500	--	--	--
03/06/01	90.63	23.32	67.31	--	<50.0	<50.0	<0.500	<0.500	<0.500	<0.500	--	--	--
06/19/01 ⁶	90.63	25.57	65.06	--	<50	<50	<0.50	<0.50	<0.50	<0.50	--	<0.50	--
09/05/01 ⁶	90.63	26.42	64.21	--	<50	<50	<0.50	<0.50	<0.50	0.68	--	<5.0	--
12/20/01 ⁶	90.63	24.27	66.36	--	<50	<50	<0.50	<0.50	<0.50	<0.50	--	<5.0	--
06/25/02	-- ⁸	25.51	-- ⁸	0.00	<50	<50	<0.50	<0.50	<0.50	<1.5	<2.5	--	--
09/18/02	-- ⁸	26.31	-- ⁸	0.00	80	<50	<0.50	<0.50	<0.50	<1.5	<2.5	--	--
12/19/02	-- ⁸	25.08	-- ⁸	0.00	<50	<50	<0.50	<0.50	<0.50	<1.5	<2.5	--	--
03/20/03	-- ⁸	24.87	-- ⁸	0.00	<50	<50	<0.50	0.51	<0.50	<1.5	<2.5	--	--
06/23/03 ¹⁰	-- ⁸	25.21	-- ⁸	0.00	140	<50	<0.5	<0.5	<0.5	<0.5	--	<0.5	--
09/22/03 ¹⁰	-- ⁸	26.26	-- ⁸	0.00	52	<50	<0.5	<0.5	<0.5	<0.5	--	1	<50
12/22/03 ¹⁰	-- ⁸	25.97	-- ⁸	0.00	69	<50	<0.5	<0.5	<0.5	<0.5	--	2	<50
03/22/04 ¹⁰	-- ⁸	24.13	-- ⁸	0.00	<50	<50	<0.5	<0.5	<0.5	<0.5	--	<0.5	<50

Table 1
Groundwater Monitoring Data and Analytical Results -
Former Texaco Service Station (Site #211283)
3810 Broadway
Oakland, California

WELL ID/ DATE	TOC* (ft.)	DTW (ft.)	GWE (msl)	SPHT (ft.)	TPH-D (ppb)	TPH-G (ppb)	B (ppb)	T (ppb)	E (ppb)	X (ppb)	MTBE by 8020 (ppb)	MTBE by 8260 (ppb)	ETHANOL (ppb)
MW-11 (cont)													
06/21/04 ¹⁰	-- ⁸	25.74	-- ⁸	0.00	79	<50	<0.5	<0.5	<0.5	<0.5	--	<0.5	<50
09/20/04 ¹⁰	-- ⁸	26.83	-- ⁸	0.00	140	<50	<0.5	<0.5	<0.5	<0.5	--	4	<50
12/20/04 ¹⁰	-- ⁸	25.67	-- ⁸	0.00	54 ⁹	<50	<0.5	<0.5	<0.5	<0.5	--	3	<50
MW-12													
06/25/02 ⁷	84.19	18.65	65.54	0.00	410	1,000	340	8.2	16	8.3	11	--	--
09/18/02	84.19	19.67	64.52	0.00	230	130	52	<0.50	<0.50	<1.5	9.8	--	--
12/19/02	84.19	18.67	65.52	0.00	450	<50	11	<0.50	<0.50	<1.5	<2.5	--	--
03/20/03	84.19	17.97	66.22	0.00	300	280	120	1.9	11	<1.5	2.6	--	--
06/23/03 ¹⁰	84.19	18.27	65.92	0.00	400	400	130	4	1	0.7	--	14	--
09/22/03 ¹⁰	84.19	19.52	64.67	0.00	270	<50	9	<0.5	<0.5	<0.5	--	9	<50
12/22/03 ¹⁰	84.19	19.75	64.44	0.00	130	720	130	29	10	46	--	2	<50
03/22/04 ¹⁰	84.19	17.06	67.13	0.00	240	<50	3	<0.5	<0.5	1	--	0.5	<50
06/21/04 ¹⁰	84.19	18.82	65.37	0.00	350	140	43	<0.5	<0.5	<0.5	--	8	<50
09/20/04 ¹⁰	84.19	19.99	64.20	0.00	340	<50	<0.5	<0.5	<0.5	<0.5	--	2	<50
12/20/04 ¹⁰	84.19	19.46	64.73	0.00	160 ⁹	1,300	400	28	31	31	--	1	<50
TRIP BLANK													
QA													
06/25/02	--	--	--	--	--	<50	<0.50	<0.50	<0.50	<1.5	<2.5	--	--
09/18/02	--	--	--	--	--	<50	<0.50	<0.50	<0.50	<1.5	<2.5	--	--
12/19/02	--	--	--	--	--	<50	<0.50	<0.50	<0.50	<1.5	<2.5	--	--
03/20/03	--	--	--	--	--	<50	<0.50	<0.50	<0.50	<1.5	<2.5	--	--
06/23/03 ¹⁰	--	--	--	--	--	<50	<0.5	<0.5	<0.5	<0.5	--	<0.5	--
09/22/03 ¹⁰	--	--	--	--	--	<50	<0.5	<0.5	<0.5	<0.5	--	<0.5	--
12/22/03 ¹⁰	--	--	--	--	--	<50	<0.5	<0.5	<0.5	<0.5	--	<0.5	--
03/22/04 ¹⁰	--	--	--	--	--	<50	<0.5	<0.5	<0.5	<0.5	--	<0.5	--

Table 1
Groundwater Monitoring Data and Analytical Results
Former Texaco Service Station (Site #211283)
3810 Broadway
Oakland, California

WELL ID/ DATE	TOC* (<i>fl.</i>)	DTW (<i>ft.</i>)	GWE (<i>mst.</i>)	SPHT (<i>ft.</i>)	TPH-D (<i>ppb.</i>)	TPH-G (<i>ppb.</i>)	B (<i>ppb.</i>)	T (<i>ppb.</i>)	E (<i>ppb.</i>)	X (<i>ppb.</i>)	MTBE by 8020 (<i>ppb.</i>)	MTBE by 8260 (<i>ppb.</i>)	ETHANOL (<i>ppb.</i>)
QA (cont)													
06/21/04 ¹⁰	--	--	--	--	--	<50	<0.5	<0.5	<0.5	<0.5	--	<0.5	--
09/20/04 ¹⁰	--	--	--	--	--	<50	<0.5	<0.5	<0.5	<0.5	--	<0.5	--
12/20/04 ¹⁰	--	--	--	--	--	<50	<0.5	<0.5	<0.5	<0.5	--	<0.5	--

Table 1
Groundwater Monitoring Data and Analytical Results
Former Texaco Service Station (Site #211283)
3810 Broadway
Oakland, California

EXPLANATIONS:

Groundwater monitoring data and laboratory analytical results prior to June 25, 2002, were compiled from reports prepared by Toxichem Management Systems, Inc.

TOC = Top of Casing

(ft.) = Feet

DTW = Depth to Water

GWE = Groundwater Elevation

(msl) = Mean Sea Level

SPH = Separate-phase hydrocarbons

SPHT = Separate-phase hydrocarbon thickness

TPH-D = Total Petroleum Hydrocarbons as Diesel

TPH-G = Total Petroleum Hydrocarbons as Gasoline

B = Benzene

T = Toluene

E = Ethylbenzene

X = Xylenes

MTBE = Methyl tertiary butyl ether

(ppb) = Parts per billion

-- = Not Measured/Not Analyzed

QA = Quality Assurance/Trip Blank

* TOC elevations were surveyed June 24, 2002, by Morrow Surveying, and are based on City of Oakland Benchmark.

** GWE corrected for the presence of SPH; correction factor = $[(TOC - DTW) + (0.80 \times SPHT)]$.

¹ MTBE confirmed by EPA Method 8240.

² Free product could not be accurately measured.

³ TOC altered.

⁴ Analyzed outside EPA recommended hold time.

⁵ Sample containers broken during transport to laboratory.

⁶ TPH-G and BTEX analyzed by EPA Method 8260.

⁷ Well development performed.

⁸ MW-11 was inaccessible during the re-surveying. TOC was not measured.

⁹ Laboratory report indicates the observed sample pattern is not typical of diesel/#2 fuel oil.

¹⁰ BTEX analyzed by EPA Method 8260.

¹¹ Ethanol was previously reported as <50 ppb.

Table 2
Field Measurements
Former Texaco Service Station (Site #211283)
3810 Broadway
Oakland, California

WELL ID	DATE	D.O.	ORP	D.O.	ORP	D.O.	ORP
		Before Purging (mg/L)	Before Purging (mV)	Mid-Purging (mg/L)	Mid-Purging (mV)	After Purging (mg/L)	After Purging (mV)
MW-2	09/24/99	1.00	--	--	--	0.80	--
	12/29/99	2.60	--	--	--	--	--
	03/21/00	3.30	--	--	--	3.60	--
MW-6	09/24/99	1.00	--	--	--	1.20	--
	12/29/99	1.30	--	--	--	1.50	--
	03/21/00	3.00	--	--	--	4.30	--
	11/29/00	2.00	--	--	--	1.80	--
	03/06/01	3.70	--	--	--	4.00	--
	06/19/01	3.00	--	--	--	3.40	--
	09/05/01	10.40	--	--	--	10.80	--
	12/20/01	1.30	--	--	--	1.50	--
	06/25/02	1.00	--	0.60	--	0.40	--
	09/18/02	0.60	58	0.90	69	1.00	72
	12/19/02	1.20	71	--	--	1.10	79
	03/20/03	0.40	-93	--	--	1.60	-87
	06/23/03	0.90	64	--	--	1.20	78
	09/22/03	1.10	70	--	--	1.30	76
	12/22/03	0.90	68	--	--	1.00	70
	03/22/04	1.00	74	--	--	1.20	82
	06/21/04	1.10	72	--	--	1.10	86
	09/20/04	1.20	68	--	--	1.30	76
12/20/04	1.00	71	--	--	1.10	80	
MW-7	09/24/99	1.40	--	--	--	1.60	--
	12/29/99	2.30	--	--	--	1.80	--
	03/21/00	5.80	--	--	--	9.00	--
	07/26/00	6.00	--	--	--	6.60	--
	09/06/00	4.30	--	--	--	5.00	--
	11/29/00	4.00	--	--	--	3.70	--
	03/06/01	4.70	--	--	--	5.10	--
	06/19/01	3.80	--	--	--	4.20	--
	09/05/01	6.70	--	--	--	7.10	--
	12/20/01	4.90	--	--	--	5.00	--
	06/25/02	1.00	--	1.40	--	1.30	--
	09/18/02	1.80	112	1.90	98	2.10	102
	12/19/02	1.30	121	--	--	1.60	110
	03/20/03	2.60	129	--	--	2.70	152
	06/23/03	1.70	122	--	--	1.90	140
	09/22/03	1.40	92	--	--	1.70	124
	12/22/03	1.50	98	--	--	1.60	114
	03/22/04	1.30	90	--	--	1.50	96

Table 2
Field Measurements
Former Texaco Service Station (Site #211283)
3810 Broadway
Oakland, California

WELL ID	DATE	D.O.	ORP	D.O.	ORP	D.O.	ORP
		Before Purging (mg/L)	Before Purging (mV)	Mid-Purging (mg/L)	Mid-Purging (mV)	After Purging (mg/L)	After Purging (mV)
MW-7	06/21/04	1.50	106	--	--	1.70	126
(cont)	09/20/04	1.40	115	--	--	0.96	110
	12/20/04	1.30	88	--	--	1.40	95
MW-9	09/24/99	1.00	--	--	--	1.20	--
	12/29/99	3.30	--	--	--	2.70	--
	03/21/00	3.20	--	--	--	7.30	--
	07/26/00	3.60	--	--	--	1.80	--
	09/06/00	3.80	--	--	--	4.00	--
	11/29/00	2.00	--	--	--	2.00	--
	03/06/01	4.00	--	--	--	4.90	--
	06/19/01	3.40	--	--	--	4.00	--
	09/05/01	2.70	--	--	--	2.00	--
	12/20/01	2.20	--	--	--	2.20	--
	06/25/02	0.90	--	1.00	--	1.20	--
	09/18/02	1.40	138	1.00	110	0.90	95
	12/19/02	1.80	126	--	--	1.10	98
	03/20/03	0.10	206	--	--	1.10	193
	06/23/03	1.20	146	--	--	1.00	138
	09/22/03	1.10	126	--	--	1.00	130
	12/22/03	1.30	134	--	--	1.20	142
	03/22/04	3.70	120	--	--	1.40	126
	06/21/04	3.50	108	--	--	1.20	116
	09/20/04	2.70	54	--	--	1.10	62
	12/20/04	2.50	72	--	--	1.40	80

EXPLANATIONS:

Dissolved oxygen concentrations prior to June 25, 2002, were compiled from reports prepared by Toxichem Management Systems, Inc.

D.O. = Dissolved Oxygen

mg/L = milligrams per liter

ORP = Oxidation Reduction Potential

(mV) = Millivolts

-- = Not Measured

STANDARD OPERATING PROCEDURE - GROUNDWATER SAMPLING

Gettler-Ryan Inc. field personnel adhere to the following procedures for the collection and handling of groundwater samples prior to analysis by the analytical laboratory. Prior to sample collection, the type of analysis to be performed is determined. Loss prevention of volatile compounds is controlled and sample preservation for subsequent analysis is maintained.

Prior to sampling, the presence or absence of free-phase hydrocarbons is determined using an interface probe. Product thickness, if present, is measured to the nearest 0.01 foot and is noted in the field notes. In addition, all depth to water level measurements are collected with a static water level indicator and are also recorded in the field notes, prior to purging and sampling any wells.

After water levels are collected and prior to sampling, if purging is to occur, each well is purged a minimum of three well casing volumes of water using pre-cleaned pumps (stack, suction, Grundfos), or disposable bailers. Temperature, pH and electrical conductivity are measured a minimum of three times during the purging. Purging continues until these parameters stabilize.

Groundwater samples are collected using disposable bailers. The water samples are transferred from the bailer into appropriate containers. Pre-preserved containers, supplied by analytical laboratories, are used when possible. When pre-preserved containers are not available, the laboratory is instructed to preserve the sample as appropriate. Duplicate samples are collected for the laboratory to use in maintaining quality assurance/quality control standards. The samples are labeled to include the job number, sample identification, collection date and time, analysis, preservation (if any), and the sample collector's initials. The water samples are placed in a cooler, maintained at 4°C for transport to the laboratory. Once collected in the field, all samples are maintained under chain of custody until delivered to the laboratory.

The chain of custody document includes the job number, type of preservation, if any, analysis requested, sample identification, date and time collected, and the sample collector's name. The chain of custody is signed and dated (including time of transfer) by each person who receives or surrenders the samples, beginning with the field personnel and ending with the laboratory personnel.

A laboratory supplied trip blank accompanies each sampling set. For sampling sets greater than 20 samples, 5% trip blanks are included. The trip blank is analyzed for some or all of the same compounds as the groundwater samples.

As requested by ChevronTexaco Company, the purge water and decontamination water generated during sampling activities is transported by IWM to McKittrick Waste Management located in McKittrick, California.



GETTLER - RYAN INC.

WELL MONITORING/SAMPLING FIELD DATA SHEET

Client/Facility #: ChevronTexaco #211283 Job Number: 386956
 Site Address: 3810 Broadway Event Date: 12/20/07 (inclusive)
 City: Oakland, CA Sampler: GAH

Well ID: MW-1 Date Monitored: 12/20/07 Well Condition: *OK

Well Diameter: 2 in.
 Total Depth: 29.90 ft.
 Depth to Water: 21.78 ft.
 8.12 xVF 0.17 = 1.36 x3 case volume = Estimated Purge Volume: 5 gal.

Volume	3/4"= 0.02	1"= 0.04	2"= 0.17	3"= 0.38
Factor (VF)	4"= 0.66	5"= 1.02	6"= 1.50	12"= 5.80

Purge Equipment:
 Disposable Bailer _____
 Stainless Steel Bailer _____
 Stack Pump _____
 Suction Pump
 Grundfos _____
 Other: _____

Sampling Equipment:
 Disposable Bailer
 Pressure Bailer _____
 Discrete Bailer _____
 Other: _____

Time Started: _____ (2400 hrs)
 Time Completed: _____ (2400 hrs)
 Depth to Product: _____ ft
 Depth to Water: _____ ft
 Hydrocarbon Thickness: 0 ft
 Visual Confirmation/Description: _____
 Skimmer / Absorbent Sock (circle one)
 Amt Removed from Skimmer: _____ gal
 Amt Removed from Well: _____ gal
 Water Removed: _____
 Product Transferred to: _____

Start Time (purge): 1455 Weather Conditions: Clear
 Sample Time/Date: 1525/12/20/07 Water Color: Clear Odor: yes
 Purging Flow Rate: 21 gpm. Sediment Description: _____
 Did well de-water? NO If yes, Time: _____ Volume: _____ gal.

Time (2400 hr.)	Volume (gal.)	pH	Conductivity (umhos/cm)	Temperature (C/F)	D.O. (mg/L)	ORP (mV)
<u>1458</u>	<u>2</u>	<u>7.28</u>	<u>1057</u>	<u>18.9</u>	Pre: _____	Pre: _____
<u>1500</u>	<u>4</u>	<u>7.31</u>	<u>1036</u>	<u>19.0</u>	_____	_____
<u>1502</u>	<u>4</u>	<u>7.30</u>	<u>1043</u>	<u>19.1</u>	_____	_____
_____	_____	_____	_____	_____	Post: _____	Post: _____

LABORATORY INFORMATION

SAMPLE ID	(#) CONTAINER	REFRIG.	PRESERV. TYPE	LABORATORY	ANALYSES
<u>MW-1</u>	<u>6 x vva vial</u>	<u>YES</u>	<u>HCL</u>	<u>LANCASTER</u>	<u>TPH-G(8015)/BTEX+MTBE(8260)/ETHANOL(8260)</u>
	<u>2 x Amber</u>	<u>YES</u>	<u>NP</u>	<u>LANCASTER</u>	<u>TPH-D</u>

COMMENTS: * Band in casing - purge w/ suction pump + check valve made from bottom of PIN Bailer - replace w/another PIN Bailer

Add/Replaced Lock: _____ Add/Replaced Plug: _____ Size: _____



GETTLER-RYAN INC.

WELL MONITORING/SAMPLING FIELD DATA SHEET

Client/Facility #: ChevronTexaco #211283 Job Number: 386956
 Site Address: 3810 Broadway Event Date: 12/22/07 (inclusive)
 City: Oakland, CA Sampler: C. R.

Well ID: MW-4 Date Monitored: 12/22/07 Well Condition: OK
 Well Diameter: 2 in.
 Total Depth: 28.58 ft.
 Depth to Water: 18.59 ft.
 Volume Factor (VF) table:

Volume	3/4"= 0.02	1"= 0.04	2"= 0.17	3"= 0.38
Factor (VF)	4"= 0.66	5"= 1.02	6"= 1.50	12"= 5.80

 xVF 0.17 = 1.69 x3 case volume= Estimated Purge Volume: 5 gal.

Purge Equipment:
 Disposable Bailer
 Stainless Steel Bailer _____
 Stack Pump _____
 Suction Pump _____
 Grundfos _____
 Other: _____

Sampling Equipment:
 Disposable Bailer
 Pressure Bailer _____
 Discrete Bailer _____
 Other: _____

Time Started: _____ (2400 hrs)
 Time Completed: _____ (2400 hrs)
 Depth to Product: _____ ft
 Depth to Water: _____ ft
 Hydrocarbon Thickness: 0 ft
 Visual Confirmation/Description: _____
 Skimmer / Absorbant Sock (circle one)
 Amt Removed from Skimmer: _____ gal
 Amt Removed from Well: _____ gal
 Water Removed: _____
 Product Transferred to: _____

Start Time (purge): 1325 Weather Conditions: Clear
 Sample Time/Date: 1400 12/22/07 Water Color: Clear Odor: No
 Purging Flow Rate: _____ gpm. Sediment Description: _____
 Did well de-water? No If yes, Time: _____ Volume: _____ gal.

Time (2400 hr.)	Volume (gal.)	pH	Conductivity (u mhos/cm)	Temperature (C/F)	D.O. (mg/L)	ORP (mV)
<u>1330</u>	<u>2</u>	<u>7.21</u>	<u>926</u>	<u>18.6</u>	Pre: _____	Pre: _____
<u>1334</u>	<u>4</u>	<u>7.16</u>	<u>937</u>	<u>18.6</u>	_____	_____
<u>1337</u>	<u>5</u>	<u>7.19</u>	<u>931</u>	<u>18.5</u>	_____	_____
_____	_____	_____	_____	_____	Post: _____	Post: _____

LABORATORY INFORMATION

SAMPLE ID	(#) CONTAINER	REFRIG.	PRESERV. TYPE	LABORATORY	ANALYSES
<u>MW-4</u>	<u>6x vob vial</u>	<u>YES</u>	<u>HCL</u>	<u>LANCASTER</u>	<u>TPH-G(8015)/BTEX+MTBE(8260)/ETHANOL(8260)</u>
	<u>2x Amber</u>	<u>YES</u>	<u>NP</u>	<u>LANCASTER</u>	<u>TPH-D</u>

COMMENTS: _____

Add/Replaced Lock: _____ Add/Replaced Plug: _____ Size: _____



GETTLER-RYAN INC.

WELL MONITORING/SAMPLING FIELD DATA SHEET

Client/Facility #: ChevronTexaco #211283
 Site Address: 3810 Broadway
 City: Oakland, CA

Job Number: 386956
 Event Date: 12/20/04 (inclusive)
 Sampler: G.R.

Well ID: MW-5B
 Well Diameter: 2 in.
 Total Depth: 30.40 ft.
 Depth to Water: 20.56 ft.
9.84

Date Monitored: 12/20/04 Well Condition: OK

Volume	3/4"= 0.02	1"= 0.04	2"= 0.17	3"= 0.38
Factor (VF)	4"= 0.66	5"= 1.02	6"= 1.50	12"= 5.80

xVF 0.17 = 1.67 x3 case volume= Estimated Purge Volume: 5 gal.

Purge Equipment:
 Disposable Bailer
 Stainless Steel Bailer _____
 Stack Pump _____
 Suction Pump _____
 Grundfos _____
 Other: _____

Sampling Equipment:
 Disposable Bailer
 Pressure Bailer _____
 Discrete Bailer _____
 Other: _____

Time Started: _____ (2400 hrs)
 Time Completed: _____ (2400 hrs)
 Depth to Product: _____ ft
 Depth to Water: _____ ft
 Hydrocarbon Thickness: 0 ft
 Visual Confirmation/Description: _____
 Skimmer / Absorbant Sock (circle one)
 Amt Removed from Skimmer: _____ gal
 Amt Removed from Well: _____ gal
 Water Removed: _____
 Product Transferred to: _____

Start Time (purge): 1410 Weather Conditions: Clear
 Sample Time/Date: 1440 12/20/04 Water Color: Clear Odor: No
 Purging Flow Rate: _____ gpm. Sediment Description: _____
 Did well de-water? No If yes, Time: _____ Volume: _____ gal.

Time (2400 hr.)	Volume (gal.)	pH	Conductivity (u mhos/cm)	Temperature (C/F)	D.O. (mg/L)	ORP (mV)
<u>1416</u>	<u>2</u>	<u>7.26</u>	<u>873</u>	<u>18.7</u>	Pre: _____	Pre: _____
<u>1422</u>	<u>4</u>	<u>7.18</u>	<u>846</u>	<u>18.7</u>	_____	_____
<u>1423</u>	<u>5</u>	<u>7.17</u>	<u>859</u>	<u>18.6</u>	_____	_____
_____	_____	_____	_____	_____	Post: _____	Post: _____

LABORATORY INFORMATION

SAMPLE ID	(#) CONTAINER	REFRIG.	PRESERV. TYPE	LABORATORY	ANALYSES
<u>MW-5B</u>	<u>6</u> x vov vial	<u>YES</u>	<u>HCL</u>	<u>LANCASTER</u>	<u>TPH-G(8015)/BTEX+MTBE(8260)/ETHANOL(8260)</u>
	<u>2</u> x Amber	<u>YES</u>	<u>NP</u>	<u>LANCASTER</u>	<u>TPH-D</u>

COMMENTS: _____

Add/Replaced Lock: _____ Add/Replaced Plug: _____ Size: _____



GETTLER - RYAN INC.

WELL MONITORING/SAMPLING FIELD DATA SHEET

Client/Facility #: ChevronTexaco #211283 Job Number: 386956
 Site Address: 3810 Broadway Event Date: 12/20/04 (inclusive)
 City: Oakland, CA Sampler: G. R.

Well ID: MW-6 Date Monitored: 12/20/04 Well Condition: OK
 Well Diameter: 2 in.
 Total Depth: 28.05 ft.
 Depth to Water: 21.33 ft.
6.72 x VF 0.17 = 1.14 x3 case volume = Estimated Purge Volume: 3.5 gal.

Volume	3/4"= 0.02	1"= 0.04	2"= 0.17	3"= 0.38
Factor (VF)	4"= 0.66	5"= 1.02	6"= 1.50	12"= 5.80

Purge Equipment:
 Disposable Bailer
 Stainless Steel Bailer _____
 Stack Pump _____
 Suction Pump _____
 Grundfos _____
 Other: _____

Sampling Equipment:
 Disposable Bailer
 Pressure Bailer _____
 Discrete Bailer _____
 Other: _____

Time Started: _____ (2400 hrs)
 Time Completed: _____ (2400 hrs)
 Depth to Product: _____ ft
 Depth to Water: _____ ft
 Hydrocarbon Thickness: 0 ft
 Visual Confirmation/Description: _____
 Skimmer / Absorbant Sock (circle one)
 Amt Removed from Skimmer: _____ gal
 Amt Removed from Well: _____ gal
 Water Removed: _____
 Product Transferred to: _____

Start Time (purge): 1240 Weather Conditions: Clear
 Sample Time/Date: 1310 12/20/04 Water Color: Clear Odor: yes
 Purging Flow Rate: _____ gpm. Sediment Description: _____
 Did well de-water? No If yes, Time: _____ Volume: _____ gal.

Time (2400 hr.)	Volume (gal.)	pH	Conductivity (umhos/cm)	Temperature (C/F)	D.O. (mg/L)	ORP (mV)
<u>1244</u>	<u>1</u>	<u>7.26</u>	<u>917</u>	<u>18.7</u>	Pre: <u>1.0</u>	Pre: <u>071</u>
<u>1249</u>	<u>2</u>	<u>7.21</u>	<u>927</u>	<u>18.6</u>		
<u>1253</u>	<u>3.5</u>	<u>7.23</u>	<u>921</u>	<u>18.6</u>	Post: <u>1.1</u>	Post: <u>080</u>

LABORATORY INFORMATION

SAMPLE ID	(#) CONTAINER	REFRIG.	PRESERV. TYPE	LABORATORY	ANALYSES
MW-	x vob vial	YES	HCL	LANCASTER	TPH-G(8015)/BTEX+MTBE(8260)/ETHANOL(8260)
	x Amber	YES	NP	LANCASTER	TPH-D

COMMENTS: _____

Add/Replaced Lock: _____ Add/Replaced Plug: _____ Size: _____



GETTLER - RYAN INC.

WELL MONITORING/SAMPLING FIELD DATA SHEET

Client/Facility #: ChevronTexaco #211283
 Site Address: 3810 Broadway
 City: Oakland, CA

Job Number: 386956
 Event Date: 12/20/04 (inclusive)
 Sampler: GR

Well ID: MW-7 Date Monitored: 12/20/04 Well Condition: OK

Well Diameter: 2 in.

Total Depth: 33.45 ft.

Depth to Water: 19.43 ft.

Volume	3/4"= 0.02	1"= 0.04	2"= 0.17	3"= 0.38
Factor (VF)	4"= 0.66	5"= 1.02	6"= 1.50	12"= 5.80

14.62 xVF 0.17 = 1.40 x3 case volume= Estimated Purge Volume: 4.5 gal.

Purge Equipment:

Disposable Bailer
 Stainless Steel Bailer _____
 Stack Pump _____
 Suction Pump _____
 Grundfos _____
 Other: _____

Sampling Equipment:

Disposable Bailer
 Pressure Bailer _____
 Discrete Bailer _____
 Other: _____

Time Started:	_____ (2400 hrs)
Time Completed:	_____ (2400 hrs)
Depth to Product:	_____ ft
Depth to Water:	_____ ft
Hydrocarbon Thickness:	<u>0</u> ft
Visual Confirmation/Description:	_____
Skimmer / Absorbant Sock (circle one)	_____
Amt Removed from Skimmer:	_____ gal
Amt Removed from Well:	_____ gal
Water Removed:	_____ gal
Product Transferred to:	_____

Start Time (purge): 0835 Weather Conditions: Clear
 Sample Time/Date: 0951 12/20/04 Water Color: Clear Odor: No
 Purging Flow Rate: _____ gpm. Sediment Description: _____
 Did well de-water? No If yes, Time: _____ Volume: _____ gal.

Time (2400 hr.)	Volume (gal.)	pH	Conductivity (umhos/cm)	Temperature (C/F)	D.O. (mg/L)	ORP (mV)
<u>0850</u>	<u>1.5</u>	<u>7.14</u>	<u>724</u>	<u>18.7</u>	Pre: <u>1.3</u>	Pre: <u>088</u>
<u>0856</u>	<u>3</u>	<u>7.13</u>	<u>744</u>	<u>18.7</u>		
<u>0903</u>	<u>4.5</u>	<u>7.13</u>	<u>755</u>	<u>18.6</u>	Post: <u>1.4</u>	Post: <u>095</u>

LABORATORY INFORMATION

SAMPLE ID	(#) CONTAINER	REFRIG.	PRESERV. TYPE	LABORATORY	ANALYSES
MW-7	<u>6</u> x vva vial	YES	HCL	LANCASTER	TPH-G(8015)/BTX+MTBE(8260)/ETHANOL(8260)
	<u>2</u> x Amber	YES	NP	LANCASTER	TPH-D

COMMENTS:

Add/Replaced Lock: _____

Add/Replaced Plug: _____ Size: _____



GETTLER-RYAN INC.

WELL MONITORING/SAMPLING FIELD DATA SHEET

Client/Facility #: ChevronTexaco #211283 Job Number: 386956
 Site Address: 3810 Broadway Event Date: 12/20/04 (inclusive)
 City: Oakland, CA Sampler: G.R.

Well ID: MW-9 Date Monitored: 12/20/04 Well Condition: OK
 Well Diameter: 2 in.
 Total Depth: 34.15 ft.
 Depth to Water: 17.15 ft.
17.00 xVF 0.17 = 2.89 x3 case volume = Estimated Purge Volume: 8.5 gal.

Volume	3/4"= 0.02	1"= 0.04	2"= 0.17	3"= 0.38
Factor (VF)	4"= 0.66	5"= 1.02	6"= 1.50	12"= 5.80

Purge Equipment:
 Disposable Bailer
 Stainless Steel Bailer _____
 Stack Pump _____
 Suction Pump _____
 Grundfos _____
 Other: _____

Sampling Equipment:
 Disposable Bailer
 Pressure Bailer _____
 Discrete Bailer _____
 Other: _____

Time Started: _____ (2400 hrs)
 Time Completed: _____ (2400 hrs)
 Depth to Product: _____ ft
 Depth to Water: _____ ft
 Hydrocarbon Thickness: 0 ft
 Visual Confirmation/Description: _____
 Skimmer / Absorbent Sock (circle one)
 Amt Removed from Skimmer: _____ gal
 Amt Removed from Well: _____ gal
 Water Removed: _____
 Product Transferred to: _____

Start Time (purge): 10:35 Weather Conditions: Clean
 Sample Time/Date: 11:30 12/20/04 Water Color: Clean Odor: No
 Purging Flow Rate: _____ gpm. Sediment Description: _____
 Did well de-water? No If yes, Time: _____ Volume: _____ gal.

Time (2400 hr.)	Volume (gal.)	pH	Conductivity (u mhos/cm)	Temperature (C/F)	D.O. (mg/L)	ORP (mV)
	<u>8</u>				Pre: <u>2.5</u>	Pre: <u>072</u>
<u>1050</u>	<u>3</u>	<u>7.17</u>	<u>756</u>	<u>18.6</u>		
<u>1058</u>	<u>6</u>	<u>7.11</u>	<u>784</u>	<u>18.7</u>		
<u>1104</u>	<u>8.5</u>	<u>7.13</u>	<u>776</u>	<u>18.7</u>		
					Post: <u>1.4</u>	Post: <u>080</u>

LABORATORY INFORMATION

SAMPLE ID	(#) CONTAINER	REFRIG.	PRESERV. TYPE	LABORATORY	ANALYSES
<u>MW-9</u>	<u>6</u> x vov vial	YES	HCL	LANCASTER	TPH-G(8015)/BTX+MTBE(8260)/ETHANOL(8260)
	<u>2</u> x Amber	YES	NP	LANCASTER	TPH-D

COMMENTS: _____

Add/Replaced Lock: _____

Add/Replaced Plug: _____ Size: _____



GETTLER - RYAN INC.

WELL MONITORING/SAMPLING FIELD DATA SHEET

Client/Facility #: ChevronTexaco #211283
 Site Address: 3810 Broadway
 City: Oakland, CA

Job Number: 386956
 Event Date: 12/20/04 (inclusive)
 Sampler: G. R.

Well ID: MW-10
 Well Diameter: 2 in.
 Total Depth: 33.10 ft.
 Depth to Water: 17.01 ft.
16.09 xVF

Date Monitored: 12/20/04 Well Condition: OK

Volume	3/4"= 0.02	1"= 0.04	2"= 0.17	3"= 0.38
Factor (VF)	4"= 0.66	5"= 1.02	6"= 1.50	12"= 5.80

0.17 = 2.73 x3 case volume= Estimated Purge Volume: 8 gal.

Purge Equipment:

Disposable Bailer
 Stainless Steel Bailer _____
 Stack Pump _____
 Suction Pump _____
 Grundfos _____
 Other: _____

Sampling Equipment:

Disposable Bailer
 Pressure Bailer _____
 Discrete Bailer _____
 Other: _____

Time Started: _____ (2400 hrs)
 Time Completed: _____ (2400 hrs)
 Depth to Product: _____ ft
 Depth to Water: _____ ft
 Hydrocarbon Thickness: 0 ft
 Visual Confirmation/Description: _____

Skimmer / Absorbant Sock (circle one)

Amt Removed from Skimmer: _____ gal
 Amt Removed from Well: _____ gal
 Water Removed: _____
 Product Transferred to: _____

Start Time (purge): 0940 Weather Conditions: Clean
 Sample Time/Date: 1015 / 12/20/04 Water Color: Clean Odor: No
 Purging Flow Rate: - gpm. Sediment Description: _____
 Did well de-water? No If yes, Time: _____ Volume: _____ gal.

Time (2400 hr.)	Volume (gal.)	pH	Conductivity (umhos/cm)	Temperature (C/F)	D.O. (mg/L)	ORP (mV)
<u>0947</u>	<u>3</u>	<u>7.14</u>	<u>736</u>	<u>18.7</u>	Pre: _____	Pre: _____
<u>0954</u>	<u>6</u>	<u>7.11</u>	<u>744</u>	<u>18.7</u>	_____	_____
<u>1000</u>	<u>8</u>	<u>7.09</u>	<u>746</u>	<u>18.6</u>	_____	_____
_____	_____	_____	_____	_____	Post: _____	Post: _____

LABORATORY INFORMATION

SAMPLE ID	(#) CONTAINER	REFRIG.	PRESERV. TYPE	LABORATORY	ANALYSES
<u>MW-10</u>	<u>6 x vva vial</u>	<u>YES</u>	<u>HCL</u>	<u>LANCASTER</u>	<u>TPH-G(8015)/BTEX+MTBE(8260)/ETHANOL(8260)</u>
	<u>2 Amber</u>	<u>YES</u>	<u>NP</u>	<u>LANCASTER</u>	<u>TPH-D</u>

COMMENTS:

Add/Replaced Lock: _____

Add/Replaced Plug: _____ Size: _____



GETTLER-RYAN INC.

WELL MONITORING/SAMPLING FIELD DATA SHEET

Client/Facility #: ChevronTexaco #211283 Job Number: 386956
 Site Address: 3810 Broadway Event Date: 12/20/04 (inclusive)
 City: Oakland, CA Sampler: G.R.

Well ID: MW-11 Date Monitored: 12/20/04 Well Condition: OK
 Well Diameter: 2 in.
 Total Depth: 39.50 ft.
 Depth to Water: 25.67 ft.
 Volume Factor (VF) table:

Volume	3/4"= 0.02	1"= 0.04	2"= 0.17	3"= 0.38
Factor (VF)	4"= 0.66	5"= 1.02	6"= 1.50	12"= 5.80

 Estimated Purge Volume: $13.83 \times VF 0.17 = 2.35 \times 3 \text{ case volume} = 7 \text{ gal.}$

Purge Equipment:
 Disposable Bailer
 Stainless Steel Bailer _____
 Stack Pump _____
 Suction Pump _____
 Grundfos _____
 Other: _____

Sampling Equipment:
 Disposable Bailer
 Pressure Bailer _____
 Discrete Bailer _____
 Other: _____

Time Started: _____ (2400 hrs)
 Time Completed: _____ (2400 hrs)
 Depth to Product: _____ ft
 Depth to Water: _____ ft
 Hydrocarbon Thickness: 0 ft
 Visual Confirmation/Description:
 Skimmer / Absorbent Sock (circle one)
 Amt Removed from Skimmer: _____ gal
 Amt Removed from Well: _____ gal
 Water Removed: _____
 Product Transferred to: _____

Start Time (purge): 0745 Weather Conditions: Clear
 Sample Time/Date: 0825 12/20/04 Water Color: Clear Odor: NO
 Purging Flow Rate: _____ gpm. Sediment Description: _____
 Did well de-water? No If yes, Time: _____ Volume: _____ gal.

Time (2400 hr.)	Volume (gal.)	pH	Conductivity (umhos/cm)	Temperature (C/F)	D.O. (mg/L)	ORP (mV)
<u>0751</u>	<u>2</u>	<u>7.18</u>	<u>684</u>	<u>18.8</u>	Pre: _____	Pre: _____
<u>0756</u>	<u>4</u>	<u>7.14</u>	<u>696</u>	<u>18.7</u>	_____	_____
<u>0804</u>	<u>7</u>	<u>7.11</u>	<u>691</u>	<u>18.7</u>	_____	_____
_____	_____	_____	_____	_____	Post: _____	Post: _____

LABORATORY INFORMATION

SAMPLE ID	(#) CONTAINER	REFRIG.	PRESERV. TYPE	LABORATORY	ANALYSES
<u>MW-11</u>	<u>6 x vob vial</u>	<u>YES</u>	<u>HCL</u>	<u>LANCASTER</u>	<u>TPH-G(8015)/BTEX+MTBE(8260)/ETHANOL(8260)</u>
	<u>2 x Amber</u>	<u>YES</u>	<u>NP</u>	<u>LANCASTER</u>	<u>TPH-D</u>

COMMENTS: _____

Add/Replaced Lock: _____ Add/Replaced Plug: _____ Size: _____



GETTLER-RYAN INC.

WELL MONITORING/SAMPLING FIELD DATA SHEET

Client/Facility #: ChevronTexaco #211283
 Site Address: 3810 Broadway
 City: Oakland, CA

Job Number: 386956
 Event Date: 12/20/04 (inclusive)
 Sampler: G. L.

Well ID: MW-12
 Well Diameter: 2 in.
 Total Depth: 29.65 ft.
 Depth to Water: 19.46 ft.
10.19 xVF

Date Monitored: 12/20/04 Well Condition: OK

Volume	3/4"= 0.02	1"= 0.04	2"= 0.17	3"= 0.38
Factor (VF)	4"= 0.66	5"= 1.02	6"= 1.50	12"= 5.80

0.17 = 1.73 x3 case volume= Estimated Purge Volume: 5 gal.

Purge Equipment:

Disposable Bailer
 Stainless Steel Bailer _____
 Stack Pump _____
 Suction Pump _____
 Grundfos _____
 Other: _____

Sampling Equipment:

Disposable Bailer
 Pressure Bailer _____
 Discrete Bailer _____
 Other: _____

Time Started: _____ (2400 hrs)
Time Completed: _____ (2400 hrs)
Depth to Product: _____ ft
Depth to Water: _____ ft
Hydrocarbon Thickness: <u>0</u> ft
Visual Confirmation/Description: _____
Skimmer / Absorbant Sock (circle one)
Amt Removed from Skimmer: _____ gal
Amt Removed from Well: _____ gal
Water Removed: _____
Product Transferred to: _____

Start Time (purge): 1140 Weather Conditions: Clear
 Sample Time/Date: 1215/12/20/04 Water Color: Clear Odor: No
 Purging Flow Rate: _____ gpm. Sediment Description: _____
 Did well de-water? No If yes, Time: _____ Volume: _____ gal.

Time (2400 hr.)	Volume (gal.)	pH	Conductivity (u mhos/cm)	Temperature (C/F)	D.O. (mg/L)	ORP (mV)
<u>1147</u>	<u>2</u>	<u>7.13</u>	<u>872</u>	<u>18.7</u>	Pre: _____	Pre: _____
<u>1152</u>	<u>4</u>	<u>7.17</u>	<u>844</u>	<u>18.7</u>	_____	_____
<u>1200</u>	<u>5</u>	<u>7.09</u>	<u>841</u>	<u>18.6</u>	_____	_____
_____	_____	_____	_____	_____	Post: _____	Post: _____

LABORATORY INFORMATION

SAMPLE ID	(#) CONTAINER	REFRIG.	PRESERV. TYPE	LABORATORY	ANALYSES
MW-	x voa vial	YES	HCL	LANCASTER	TPH-G(8015)/BTEX+MTBE(8260)/ETHANOL(8260)
	x Amber	YES	NP	LANCASTER	TPH-D

COMMENTS:

Add/Replaced Lock: _____

Add/Replaced Plug: _____ Size: _____

Chevron California Region Analysis Request/Chain of Custody



122/04-01

Acc't #: 10904

For Lancaster Laboratories use only
Sample #: 4437184-34
4434925-34

Group # 425978
SCR#:

Facility #: SS#211283 G-R#386956 Global ID#T0600101108
Site Address: 3810 BROADWAY, OAKLAND, CA
Chevron P.M. KS Lead Consultant: GAMBRIA
Consultant/Office: G-R, Inc., 6747 Sierra Court, Suite J, Dublin, Ca. 94568
Consultant Prj. Mgr.: Deanna L. Harding (deanna@grinc.com)
Consultant Phone #25-551-7555 Fax #25-551-7899
Sampler: G. Regen
Service Order #: Non SAR:

Matrix		Analyses Requested												
Soil	Water	Preservation Codes												
<input type="checkbox"/> PCBs	<input type="checkbox"/> NPDES	H	H							H				
<input type="checkbox"/> Oil	<input type="checkbox"/> Air	Total Number of Containers												
		BTEX + MTBE 8260	8021	TPH 8015 MOD GRO	TPH 8015 MOD DRO	Silica Gel Cleanup	8260 full scan	Oxygenates	Lead 7420	7421	Ethanol (8260)			

Preservative Codes
 H = HCl T = Thiosulfate
 N = HNO₃ B = NaOH
 S = H₂SO₄ O = Other

J value reporting needed
 Must meet lowest detection limits possible for 8260 compounds

8021 MTBE Confirmation
 Confirm highest hit by 8260
 Confirm all hits by 8260
 Run ___ oxy s on highest hit
 Run ___ oxy s on all hits

Sample Identification	Date Collected	Time Collected	Grab	Composite	Soil	Water	Oil	Air	Total Number of Containers	BTEX + MTBE 8260	8021	TPH 8015 MOD GRO	TPH 8015 MOD DRO	Silica Gel Cleanup	8260 full scan	Oxygenates	Lead 7420	7421	Ethanol (8260)	
QA	12/21/04																			
MW-1		1525	X		X	X	X	X	8	X	X	X	X	X	X	X	X	X	X	X
MW-4		1400	X		X	X	X	X	8	X	X	X	X	X	X	X	X	X	X	X
MW-5B		1440	X		X	X	X	X	8	X	X	X	X	X	X	X	X	X	X	X
MW-6		1310	X		X	X	X	X	8	X	X	X	X	X	X	X	X	X	X	X
MW-7		0935	X		X	X	X	X	8	X	X	X	X	X	X	X	X	X	X	X
MW-9		1130	X		X	X	X	X	8	X	X	X	X	X	X	X	X	X	X	X
MW-10		1015	X		X	X	X	X	8	X	X	X	X	X	X	X	X	X	X	X
MW-11		0825	X		X	X	X	X	8	X	X	X	X	X	X	X	X	X	X	X
MW-12		1215	X		X	X	X	X	8	X	X	X	X	X	X	X	X	X	X	X

Comments / Remarks

Turnaround Time Requested (TAT) (please circle)
 (STD. TAT) 24 hour 72 hour 48 hour
 4 day 5 day

Data Package Options (please circle if required)
 QC Summary Type I — Full
 Type VI (Raw Data) Coelt Deliverable not needed
 WIP (RWQCB)
 Disk

Relinquished by: <i>[Signature]</i>	Date: 12/21/04	Time: 12:20	Received by: <i>[Signature]</i>	Date: 12/21/04	Time: 12:20
Relinquished by: <i>[Signature]</i>	Date: 12/21/04	Time: 15:40	Received by: Fed Ex	Date: 12/21/04	Time:
Relinquished by: <i>[Signature]</i>	Date:	Time:	Received by:	Date:	Time:
Relinquished by Commercial Carrier: UPS	FedEx	Other	Received by: <i>[Signature]</i>	Date: 12/22/04	Time: 11:15
Temperature Upon Receipt: 00-1.8 °C			Custody Seals Intact? <input checked="" type="checkbox"/> Yes <input type="checkbox"/> No		

ANALYTICAL RESULTS

Prepared for:

ChevronTexaco
6001 Bollinger Canyon Rd L4310
San Ramon CA 94583

925-842-8582

Prepared by:

Lancaster Laboratories
2425 New Holland Pike
Lancaster, PA 17605-2425SAMPLE GROUP

The sample group for this submittal is 925978. Samples arrived at the laboratory on Wednesday, December 22, 2004. The PO# for this group is 99011184 and the release number is STREICH.

<u>Client Description</u>			<u>Lancaster Labs Number</u>
QA-T-041220	NA	Water	4434925
MW-1-W-041220	Grab	Water	4434926
MW-4-W-041220	Grab	Water	4434927
MW-5B-W-041220	Grab	Water	4434928
MW-6-W-041220	Grab	Water	4434929
MW-7-W-041220	Grab	Water	4434930
MW-9-W-041220	Grab	Water	4434931
MW-10-W-041220	Grab	Water	4434932
MW-11-W-041220	Grab	Water	4434933
MW-12-W-041220	Grab	Water	4434934

1 COPY TO Cambria C/O Gettler- Ryan
ELECTRONIC Gettler-Ryan
COPY TOAttn: Deanna L. Harding
Attn: Cheryl Hansen



Analysis Report

2425 New Holland Pike, PO Box 12425, Lancaster, PA 17605-2425 • 717-656-2300 Fax 717-656-2681 • www.lancasterlabs.com

Questions? Contact your Client Services Representative
Megan A Moeller at (717) 656-2300.

Respectfully Submitted,

Melissa A McDermott

Melissa A. McDermott
Senior Chemist



Analysis Report

2425 New Holland Pike, PO Box 12425, Lancaster, PA 17605-2425 • 717-656-2300 Fax: 717-656-2681 • www.lancasterlabs.com

Page 1 of 1

Lancaster Laboratories Sample No. WW 4434925

QA-T-041220 NA Water
 Facility# 211283 Job# 386956 GRD
 3810 Broadway-Oakland T0600101108 QA
 Collected: 12/20/2004

Account Number: 10904

Submitted: 12/22/2004 11:15
 Reported: 01/05/2005 at 22:32
 Discard: 02/05/2005

ChevronTexaco
 6001 Bollinger Canyon Rd L4310
 San Ramon CA 94583

381QA

CAT No.	Analysis Name	CAS Number	As Received	As Received	Units	Dilution Factor
			Result	Method		
01728	TPH-GRO - Waters	n.a.	N.D.	Detection Limit 50.	ug/l	1
	The reported concentration of TPH-GRO does not include MTBE or other gasoline constituents eluting prior to the C6 (n-hexane) TPH-GRO range start time.					
06054	BTEX+MTBE by 8260B					
02010	Methyl Tertiary Butyl Ether	1634-04-4	N.D.	0.5	ug/l	1
05401	Benzene	71-43-2	N.D.	0.5	ug/l	1
05407	Toluene	108-88-3	N.D.	0.5	ug/l	1
05415	Ethylbenzene	100-41-4	N.D.	0.5	ug/l	1
06310	Xylene (Total)	1330-20-7	N.D.	0.5	ug/l	1

State of California Lab Certification No. 2116

Laboratory Chronicle

CAT No.	Analysis Name	Method	Trial#	Analysis	Analyst	Dilution Factor
				Date and Time		
01728	TPH-GRO - Waters	N. CA LUFT Gasoline	1	12/23/2004 04:30	Linda C Pape	1
06054	BTEX+MTBE by 8260B	SW-846 8260B	1	12/29/2004 16:42	Ginelle L Haines	1
01146	GC VOA Water Prep	SW-846 5030B	1	12/23/2004 04:30	Linda C Pape	1
01163	GC/MS VOA Water Prep	SW-846 5030B	1	12/29/2004 16:42	Ginelle L Haines	n.a.



Analysis Report

2425 New Holland Pike, PO Box 12425, Lancaster, PA 17605-2425 • 717-656-2300 Fax: 717-656-2681 • www.lancasterlabs.com

Lancaster Laboratories Sample No. WW 4434926

MW-1-W-041220 Grab Water
Facility# 211283 Job# 386956 GRD
3810 Broadway-Oakland T0600101108 MW-1
Collected:12/20/2004 16:25 by GR

Account Number: 10904

Submitted: 12/22/2004 11:15
Reported: 01/05/2005 at 22:32
Discard: 02/05/2005

ChevronTexaco
6001 Bollinger Canyon Rd L4310
San Ramon CA 94583


381M1

CAT No.	Analysis Name	CAS Number	As Received Result	As Received Method Detection Limit	Units	Dilution Factor
01728	TPH-GRO - Waters	n.a.	N.D.	50.	ug/l	1
	The reported concentration of TPH-GRO does not include MTBE or other gasoline constituents eluting prior to the C6 (n-hexane) TPH-GRO range start time.					
06609	TPH-DRO CALUFT(Waters)	n.a.	320.	50.	ug/l	1
	The observed sample pattern is not typical of diesel/#2 fuel oil.					
01594	BTEX+5 Oxygenates+EDC+EDB+ETOH					
01587	Ethanol	64-17-5	N.D.	50.	ug/l	1
02010	Methyl Tertiary Butyl Ether	1634-04-4	N.D.	0.5	ug/l	1
05402	Benzene	71-43-2	N.D.	0.5	ug/l	1
05407	Toluene	108-88-3	N.D.	0.5	ug/l	1
05415	Ethylbenzene	100-41-4	N.D.	0.5	ug/l	1
06310	Xylene (Total)	1330-20-7	N.D.	0.5	ug/l	1

State of California Lab Certification No. 2116

Laboratory Chronicle

CAT No.	Analysis Name	Method	Trial#	Analysis Date and Time	Analyst	Dilution Factor
01728	TPH-GRO - Waters	N. CA LUFT Gasoline Method	1	12/23/2004 12:17	Linda C Pape	1
06609	TPH-DRO CALUFT(Waters)	CALUFT-DRO/8015B, Modified	1	12/31/2004 04:48	Tracy A Cole	1
01594	BTEX+5 Oxygenates+EDC+EDB+ETOH	SW-846 8260E	1	12/30/2004 14:10	Ginelle L Haines	1
01146	GC VOA Water Prep	SW-846 5030B	1	12/23/2004 12:17	Linda C Pape	1
01163	GC/MS VOA Water Prep	SW-846 5030B	1	12/30/2004 14:10	Ginelle L Haines	n.a.
02135	Extraction - DRO Water Special	TPH by CA LUFT	1	12/23/2004 01:10	Deborah A Stasiak-Birkenbine	1



Analysis Report

2425 New Holland Pike, PO Box 12425, Lancaster, PA 17605-2425 • 717-656-2300 Fax: 717-656-2681 • www.lancasterlabs.com

Page 1 of 1

Lancaster Laboratories Sample No. WW 4434927

MW-4-W-041220 Grab Water
 Facility# 211283 Job# 386956 GRD
 3810 Broadway-Oakland T0600101108 MW-4
 Collected: 12/20/2004 14:00 by GR

Account Number: 10904

Submitted: 12/22/2004 11:15
 Reported: 01/05/2005 at 22:33
 Discard: 02/05/2005

ChevronTexaco
 6001 Bollinger Canyon Rd L4310
 San Ramon CA 94583

381M4

CAT No.	Analysis Name	CAS Number	As Received	As Received	Units	Dilution Factor
			Result	Method		
01728	TPH-GRO - Waters	n.a.	N.D.	50.	ug/l	1
	The reported concentration of TPH-GRO does not include MTBE or other gasoline constituents eluting prior to the C6 (n-hexane) TPH-GRO range start time.					
06609	TPH-DRO CALUFT(Waters)	n.a.	66.	50.	ug/l	1
	The observed sample pattern is not typical of diesel/#2 fuel oil.					
01594	BTEX+5 Oxygenates+EDC+EDB+ETOH					
01587	Ethanol	64-17-5	N.D.	50.	ug/l	1
02010	Methyl Tertiary Butyl Ether	1634-04-4	N.D.	0.5	ug/l	1
05401	Benzene	71-43-2	N.D.	0.5	ug/l	1
05407	Toluene	108-88-3	N.D.	0.5	ug/l	1
05415	Ethylbenzene	100-41-4	N.D.	0.5	ug/l	1
06310	Xylene (Total)	1330-20-7	N.D.	0.5	ug/l	1

State of California Lab Certification No. 2116

Laboratory Chronicle

CAT No.	Analysis Name	Method	Analysis		Analyst	Dilution Factor
			Trial#	Date and Time		
01728	TPH-GRO - Waters	N. CA LUFT Gasoline Method	1	12/23/2004 12:48	Linda C Pape	1
06609	TPH-DRO CALUFT(Waters)	CALUFT-DRO/8015B, Modified	1	12/31/2004 05:14	Tracy A Cole	1
01594	BTEX+5 Oxygenates+EDC+EDB+ETOH	SW-846 8260B	1	12/30/2004 14:35	Ginelle L Haines	1
01146	GC VOA Water Prep	SW-846 5030B	1	12/23/2004 12:48	Linda C Pape	1
01163	GC/MS VOA Water Prep	SW-846 5030B	1	12/30/2004 14:35	Ginelle L Haines	n.a.
02135	Extraction - DRO Water Special	TPH by CA LUFT	1	12/23/2004 01:10	Deborah A Stasiak-Birkenbine	1



Analysis Report

2425 New Holland Pike, PO Box 12425, Lancaster, PA 17605-2425 • 717-656-2300 Fax: 717-656-2681 • www.lancasterlabs.com

Page 1 of 1

Lancaster Laboratories Sample No. WW 4434928

MW-5B-W-041220 Grab Water
Facility# 211283 Job# 386956 GRD
3810 Broadway-Oakland T0600101108 MW-5B
Collected: 12/20/2004 14:40 by GR

Account Number: 10904

Submitted: 12/22/2004 11:15
Reported: 01/05/2005 at 22:33
Discard: 02/05/2005

ChevronTexaco
6001 Bollinger Canyon Rd L4310
San Ramon CA 94583

3815B

CAT No.	Analysis Name	CAS Number	As Received Result	As Received		Units	Dilution Factor
				Method	Detection Limit		
01728	TPH-GRO - Waters The reported concentration of TPH-GRO does not include MTBE or other gasoline constituents eluting prior to the C6 (n-hexane) TPH-GRO range start time.	n.a.	N.D.	50.		ug/l	1
06609	TPH-DRO CALUFT(Waters) The observed sample pattern is not typical of diesel/#2 fuel oil.	n.a.	400.	50.		ug/l	1
01594	BTEX+5 Oxygenates+EDC+EDB+ETOH						
01587	Ethanol	64-17-5	N.D.	50.		ug/l	1
02010	Methyl Tertiary Butyl Ether	1634-04-4	48.	0.5		ug/l	1
05401	Benzene	71-43-2	N.D.	0.5		ug/l	1
05407	Toluene	108-88-3	N.D.	0.5		ug/l	1
05415	Ethylbenzene	100-41-4	N.D.	0.5		ug/l	1
06310	Xylene (Total)	1330-20-7	N.D.	0.5		ug/l	1

State of California Lab Certification No. 2116

Laboratory Chronicle

CAT No.	Analysis Name	Method	Trial#	Analysis		Analyst	Dilution Factor
				Date and Time			
01728	TPH-GRO - Waters	N. CA LUFT Gasoline Method	1	12/23/2004 13:18		Linda C Pape	1
06609	TPH-DRO CALUFT(Waters)	CALUFT-DRO/8015B, Modified	1	12/31/2004 05:40		Tracy A Cole	1
01594	BTEX+5 Oxygenates+EDC+EDB+ETOH	SW-846 8260B	1	12/30/2004 15:00		Ginelle L Haines	1
01146	GC VOA Water Prep	SW-846 5030B	1	12/23/2004 13:18		Linda C Pape	1
01163	GC/MS VOA Water Prep	SW-846 5030B	1	12/30/2004 15:00		Ginelle L Haines	n.a.
02135	Extraction - DRO Water Special	TPH by CA LUFT	1	12/23/2004 01:10		Deborah A Stasiak-Birkenbine	1



Analysis Report

2425 New Holland Pike, PO Box 12425, Lancaster, PA 17605-2425 • 717-656-2300 Fax: 717-656-2681 • www.lancasterlabs.com

Page 1 of 1

Lancaster Laboratories Sample No. WW 4434929

MW-6-W-041220 Grab Water
Facility# 211283 Job# 386956 GRD
3810 Broadway-Oakland T0600101108 MW-6
Collected:12/20/2004 13:10 by GR

Account Number: 10904

Submitted: 12/22/2004 11:15
Reported: 01/05/2005 at 22:33
Discard: 02/05/2005

ChevronTexaco
6001 Bollinger Canyon Rd L4310
San Ramon CA 94583

381M6

.CAT No.	Analysis Name	CAS Number	As Received Result	As Received		Units	Dilution Factor
				Method	Detection Limit		
01728	TPH-GRO - Waters	n.a.	9,500.	250.		ug/l	5
	The reported concentration of TPH-GRO does not include MTBE or other gasoline constituents eluting prior to the C6 (n-hexane) TPH-GRO range start time.						
06609	TPH-DRO CALUFT(Waters)	n.a.	1,500.	130.		ug/l	5
01594	BTEX+5 Oxygenates+EDC+EDB+ETOH						
01587	Ethanol	64-17-5	N.D.	250.		ug/l	5
02010	Methyl Tertiary Butyl Ether	1634-04-4	5.	3.		ug/l	5
05401	Benzene	71-43-2	1,500.	10.		ug/l	20
05407	Toluene	108-88-3	220.	3.		ug/l	5
05415	Ethylbenzene	100-41-4	450.	3.		ug/l	5
06310	Xylene (Total)	1330-20-7	840.	3.		ug/l	5
	The reporting limits for the GC/MS volatile compounds were raised because sample dilution was necessary to bring target compounds into the calibration range of the system.						

State of California Lab Certification No. 2116

Laboratory Chronicle

CAT No.	Analysis Name	Method	Trial#	Analysis		Analyst	Dilution Factor
				Date	Time		
01728	TPH-GRO - Waters	N. CA LUFT Gasoline Method	1	12/23/2004	13:49	Linda C Pape	5
06609	TPH-DRO CALUFT(Waters)	CALUFT-DRO/8015B, Modified	1	01/04/2005	05:17	Tracy A Cole	5
01594	BTEX+5 Oxygenates+EDC+EDB+ETOH	SW-846 8260B	1	12/30/2004	15:24	Ginelle L Haines	5
01594	BTEX+5 Oxygenates+EDC+EDB+ETOH	SW-846 8260B	1	12/30/2004	15:49	Ginelle L Haines	20
01146	GC VOA Water Prep	SW-846 5030B	1	12/23/2004	13:49	Linda C Pape	5
01163	GC/MS VOA Water Prep	SW-846 5030B	1	12/30/2004	15:24	Ginelle L Haines	n.a.
01163	GC/MS VOA Water Prep	SW-846 5030B	2	12/30/2004	15:49	Ginelle L Haines	n.a.
02135	Extraction - DRO Water Special	TPH by CA LUFT	1	12/23/2004	01:10	Deborah A Stasiak-Birkenbine	1

Lancaster Laboratories Sample No. WW 4434930

 MW-7-W-041220 Grab Water
 Facility# 211283 Job# 386956 GRD
 3810 Broadway-Oakland T0600101108 MW-7
 Collected: 12/20/2004 09:25 by GR

Account Number: 10904

 Submitted: 12/22/2004 11:15
 Reported: 01/05/2005 at 22:33
 Discard: 02/05/2005

 ChevronTexaco
 6001 Bollinger Canyon Rd L4310
 San Ramon CA 94583

381M7

CAT No.	Analysis Name	CAS Number	As Received Result	As Received Method Detection Limit	Units	Dilution Factor
01728	TPH-GRO - Waters The reported concentration of TPH-GRO does not include MTBE or other gasoline constituents eluting prior to the C6 (n-hexane) TPH-GRO range start time.	n.a.	N.D.	50.	ug/l	1
06609	TPH-DRO CALUFT(Waters) The observed sample pattern is not typical of diesel/#2 fuel oil.	n.a.	67.	50.	ug/l	1
01594	BTEX+5 Oxygenates+EDC+EDB+ETOH					
01587	Ethanol	64-17-5	N.D.	50.	ug/l	1
02010	Methyl Tertiary Butyl Ether	1634-04-4	N.D.	0.5	ug/l	1
05401	Benzene	71-43-2	N.D.	0.5	ug/l	1
05407	Toluene	108-88-3	N.D.	0.5	ug/l	1
05415	Ethylbenzene	100-41-4	N.D.	0.5	ug/l	1
06310	Xylene (Total)	1330-20-7	N.D.	0.5	ug/l	1

State of California Lab Certification No. 2116

Laboratory Chronicle

CAT No.	Analysis Name	Method	Trial#	Analysis Date and Time	Analyst	Dilution Factor
01728	TPH-GRO - Waters	N. CA LUFT Gasoline Method	1	12/23/2004 14:20	Linda C Pape	1
06609	TPH-DRO CALUFT(Waters)	CALUFT-DRO/8015B, Modified	1	12/31/2004 06:32	Tracy A Cole	1
01594	BTEX+5 Oxygenates+EDC+EDB+ETOH	SW-846 8260B	1	12/30/2004 16:14	Ginelle L Haines	1
01146	GC VOA Water Prep	SW-846 5030B	1	12/23/2004 14:20	Linda C Pape	1
01163	GC/MS VOA Water Prep	SW-846 5030B	1	12/30/2004 16:14	Ginelle L Haines	n.a.
02135	Extraction - DRO Water Special	TPH by CA LUFT	1	12/23/2004 01:10	Deborah A Stasiak-Birkenbine	1



Analysis Report

2425 New Holland Pike, PO Box 12425, Lancaster, PA 17605-2425 • 717-656-2300 Fax: 717-656-2681 • www.lancasterlabs.com

Lancaster Laboratories Sample No. WW 4434931

MW-9-W-041220 Grab Water
 Facility# 211283 Job# 386956 GRD
 3810 Broadway-Oakland T0600101108 MW-9
 Collected: 12/20/2004 11:30 by GR

Account Number: 10904

Submitted: 12/22/2004 11:15
 Reported: 01/05/2005 at 22:33
 Discard: 02/05/2005

ChevronTexaco
 6001 Bollinger Canyon Rd L4310
 San Ramon CA 94583

381M9

CAT No.	Analysis Name	CAS Number	As Received	As Received	Units	Dilution Factor
			Result	Method Detection Limit		
01728	TPH-GRO - Waters The reported concentration of TPH-GRO does not include MTBE or other gasoline constituents eluting prior to the C6 (n-hexane) TPH-GRO range start time.	n.a.	N.D.	50.	ug/l	1
06609	TPH-DRO CALUFT(Waters) The observed sample pattern is not typical of diesel/#2 fuel oil.	n.a.	74.	50.	ug/l	1
01594	BTEX+5 Oxygenates+EDC+EDB+ETOH					
01587	Ethanol	64-17-5	N.D.	50.	ug/l	1
02010	Methyl Tertiary Butyl Ether	1634-04-4	2.	0.5	ug/l	1
05401	Benzene	71-43-2	N.D.	0.5	ug/l	1
05407	Toluene	108-88-3	N.D.	0.5	ug/l	1
05415	Ethylbenzene	100-41-4	N.D.	0.5	ug/l	1
06310	Xylene (Total)	1330-20-7	N.D.	0.5	ug/l	1

State of California Lab Certification No. 2116

Laboratory Chronicle

CAT No.	Analysis Name	Method	Analysis		Analyst	Dilution Factor
			Trial#	Date and Time		
01728	TPH-GRO - Waters	N. CA LUFT Gasoline Method	1	12/23/2004 14:50	Linda C Pape	1
06609	TPH-DRO CALUFT(Waters)	CALUFT-DRO/8015B, Modified	1	12/31/2004 06:58	Tracy A Cole	1
01594	BTEX+5 Oxygenates+EDC+EDB+ETOH	SW-846 8260B	1	12/30/2004 16:39	Ginelle L Haines	1
01146	GC VOA Water Prep	SW-846 5030B	1	12/23/2004 14:50	Linda C Pape	1
01163	GC/MS VOA Water Prep	SW-846 5030B	1	12/30/2004 16:39	Ginelle L Haines	n.a.
02135	Extraction - DRO Water Special	TPH by CA LUFT	1	12/23/2004 01:10	Deborah A Stasiak-Birkenbine	1



Analysis Report

2425 New Holland Pike, PO Box 12425, Lancaster, PA 17605-2425 • 717-656-2300 Fax: 717-656-2681 • www.lancasterlabs.com

Page 1 of 1

Lancaster Laboratories Sample No. WW 4434932

MW-10-W-041220 Grab Water
 Facility# 211283 Job# 386956 GRD
 3810 Broadway-Oakland T0600101108 MW-10
 Collected: 12/20/2004 10:15 by GR

Account Number: 10904

Submitted: 12/22/2004 11:15
 Reported: 01/05/2005 at 22:33
 Discard: 02/05/2005

ChevronTexaco
 6001 Bollinger Canyon Rd L4310
 San Ramon CA 94583

38110

CAT No.	Analysis Name	CAS Number	As Received Result	As Received Method Detection Limit	Units	Dilution Factor
01728	TPH-GRO - Waters	n.a.	480.	50.	ug/l	1
	The reported concentration of TPH-GRO does not include MTBE or other gasoline constituents eluting prior to the C6 (n-hexane) TPH-GRO range start time.					
06609	TPH-DRO CALUFT(Waters)	n.a.	170.	50.	ug/l	1
	The observed sample pattern is not typical of diesel/#2 fuel oil.					
01594	BTEX+5 Oxygenates+EDC+EDB+ETOH					
01587	Ethanol	64-17-5	N.D.	50.	ug/l	1
02010	Methyl Tertiary Butyl Ether	1634-04-4	2.	0.5	ug/l	1
05401	Benzene	71-43-2	13.	0.5	ug/l	1
05407	Toluene	108-88-3	2.	0.5	ug/l	1
05415	Ethylbenzene	100-41-4	1.	0.5	ug/l	1
06310	Xylene (Total)	1330-20-7	7.	0.5	ug/l	1

State of California Lab Certification No. 2116

Laboratory Chronicle

CAT No.	Analysis Name	Method	Trial#	Analysis Date and Time	Analyst	Dilution Factor
01728	TPH-GRO - Waters	N. CA LUFT Gasoline Method	1	12/23/2004 15:21	Linda C Pape	1
06609	TPH-DRO CALUFT(Waters)	CALUFT-DRO/8015B, Modified	1	12/31/2004 08:15	Tracy A Cole	1
01594	BTEX+5 Oxygenates+EDC+EDB+ETOH	SW-846 8260B	1	12/30/2004 17:04	Ginelle L Haines	1
01146	GC VOA Water Prep	SW-846 5030B	1	12/23/2004 15:21	Linda C Pape	1
01163	GC/MS VOA Water Prep	SW-846 5030B	1	12/30/2004 17:04	Ginelle L Haines	n.a.
02135	Extraction - DRO Water Special	TPH by CA LUFT	1	12/23/2004 01:10	Deborah A Stasiak-Birkenbine	1



Analysis Report

2425 New Holland Pike, PO Box 12425, Lancaster, PA 17605-2425 • 717-656-2300 Fax: 717-656-2681 • www.lancasterlabs.com

Lancaster Laboratories Sample No. WW 4434933

MW-11-W-041220 Grab Water
Facility# 211283 Job# 386956 GRD
3810 Broadway-Oakland T0600101108 MW-11
Collected: 12/20/2004 08:25 by GR

Account Number: 10904

Submitted: 12/22/2004 11:15
Reported: 01/05/2005 at 22:33
Discard: 02/05/2005

ChevronTexaco
6001 Bollinger Canyon Rd L4310
San Ramon CA 94583

38111

CAT No.	Analysis Name	CAS Number	As Received Result	As Received Method Detection Limit	Units	Dilution Factor
01728	TPH-GRO - Waters	n.a.	N.D.	50.	ug/l	1
	The reported concentration of TPH-GRO does not include MTBE or other gasoline constituents eluting prior to the C6 (n-hexane) TPH-GRO range start time.					
06609	TPH-DRO CALUFT(Waters)	n.a.	54.	50.	ug/l	1
	The observed sample pattern is not typical of diesel/#2 fuel oil.					
01594	BTEX+5 Oxygenates+EDC+EDB+ETOH					
01587	Ethanol	64-17-5	N.D.	50.	ug/l	1
02010	Methyl Tertiary Butyl Ether	1634-04-4	3.	0.5	ug/l	1
05401	Benzene	71-43-2	N.D.	0.5	ug/l	1
05407	Toluene	108-88-3	N.D.	0.5	ug/l	1
05415	Ethylbenzene	100-41-4	N.D.	0.5	ug/l	1
06310	Xylene (Total)	1330-20-7	N.D.	0.5	ug/l	1

State of California Lab Certification No. 2116

Laboratory Chronicle

CAT No.	Analysis Name	Method	Trial#	Analysis		Analyst	Dilution Factor
				Date	Time		
01728	TPH-GRO - Waters	N. CA LUFT Gasoline	1	12/23/2004	15:51	Linda C Pape	1
06609	TPH-DRO CALUFT(Waters)	CALUFT-DRO/8015B, Modified	1	12/31/2004	08:41	Tracy A Cole	1
01594	BTEX+5 Oxygenates+EDC+EDB+ETOH	SW-846 8260B	1	12/30/2004	17:29	Ginelle L Haines	1
01146	GC VOA Water Prep	SW-846 5030B	1	12/23/2004	15:51	Linda C Pape	1
01163	GC/MS VOA Water Prep	SW-846 5030B	1	12/30/2004	17:29	Ginelle L Haines	n.a.
02135	Extraction - DRO Water Special	TPH by CA LUFT	1	12/23/2004	01:10	Deborah A Stasiak-Birkenbine	1



Analysis Report

2425 New Holland Pike, PO Box 12425, Lancaster, PA 17605-2425 • 717-656-2300 Fax: 717-656-2681 • www.lancasterlabs.com

Page 1 of 1

Lancaster Laboratories Sample No. WW 4434934

MW-12-W-041220 Grab Water
 Facility# 211283 Job# 386956 GRD
 3810 Broadway-Oakland T0600101108 MW-12
 Collected: 12/20/2004 12:15 by GR

Account Number: 10904

Submitted: 12/22/2004 11:15
 Reported: 01/05/2005 at 22:33
 Discard: 02/05/2005

ChevronTexaco
 6001 Bollinger Canyon Rd L4310
 San Ramon CA 94583

38112

CAT No.	Analysis Name	CAS Number	As Received Result	As Received		Dilution Factor
				Method	Units	
01728	TPH-GRO - Waters The reported concentration of TPH-GRO does not include MTBE or other gasoline constituents eluting prior to the C6 (n-hexane) TPH-GRO range start time.	n.a.	1,300.	Detection Limit 50.	ug/l	1
06609	TPH-DRO CALUFT(Waters) The observed sample pattern is not typical of diesel/#2 fuel oil.	n.a.	160.	50.	ug/l	1
01594	BTEX+5 Oxygenates+EDC+EDB+ETOH					
01587	Ethanol	64-17-5	N.D.	50.	ug/l	1
02010	Methyl Tertiary Butyl Ether	1634-04-4	1.	0.5	ug/l	1
05401	Benzene	71-43-2	400.	3.	ug/l	5
05407	Toluene	108-88-3	28.	0.5	ug/l	1
05415	Ethylbenzene	100-41-4	31.	0.5	ug/l	1
06310	Xylene (Total)	1330-20-7	31.	0.5	ug/l	1

State of California Lab Certification No. 2116

Laboratory Chronicle

CAT No.	Analysis Name	Method	Trial#	Analysis		Analyst	Dilution Factor
				Date and Time			
01728	TPH-GRO - Waters	N. CA LUFT Gasoline	1	12/23/2004	18:29	Linda C Pape	1
06609	TPH-DRO CALUFT(Waters)	Method CALUFT-DRO/8015B, Modified	1	12/31/2004	09:07	Tracy A Cole	1
01594	BTEX+5 Oxygenates+EDC+EDB+ETOH	SW-846 8260B	1	12/30/2004	17:58	Ginelle L Haines	1
01594	BTEX+5 Oxygenates+EDC+EDB+ETOH	SW-846 8260B	1	12/30/2004	18:22	Ginelle L Haines	5
01146	GC VOA Water Prep	SW-846 5030B	1	12/23/2004	18:29	Linda C Pape	1
01163	GC/MS VOA Water Prep	SW-846 5030B	1	12/30/2004	17:58	Ginelle L Haines	n.a.
01163	GC/MS VOA Water Prep	SW-846 5030B	2	12/30/2004	18:22	Ginelle L Haines	n.a.
02135	Extraction - DRO Water Special	TPH by CA LUFT	1	12/23/2004	01:10	Deborah A Stasiak- Birkenbine	1

Quality Control Summary

 Client Name: ChevronTexaco
 Reported: 01/05/05 at 10:33 PM

Group Number: 925978

Matrix QC may not be reported if site-specific QC samples were not submitted. In these situations, to demonstrate precision and accuracy at a batch level, a LCS/LCSD was performed, unless otherwise specified in the method.

Laboratory Compliance Quality Control

<u>Analysis Name</u>	<u>Blank Result</u>	<u>Blank MDL</u>	<u>Report Units</u>	<u>LCS %REC</u>	<u>LCSD %REC</u>	<u>LCS/LCSD Limits</u>	<u>RPD</u>	<u>RPD Max</u>
Batch number: 043570022A TPH-DRO CALUFT (Waters)	N.D.	50.	ug/l	86	83	61-126	4	20
Batch number: 04358A16A TPH-GRO - Waters	N.D.	50.	ug/l	92	96	70-130	4	30
Batch number: Z043642AA Methyl Tertiary Butyl Ether	N.D.	0.5	ug/l	97		77-127		
Benzene	N.D.	0.5	ug/l	100		85-117		
Toluene	N.D.	0.5	ug/l	100		85-115		
Ethylbenzene	N.D.	0.5	ug/l	101		82-119		
Xylene (Total)	N.D.	0.5	ug/l	99		83-113		
Batch number: Z043651AA Ethanol	N.D.	50.	ug/l	99		46-145		
Methyl Tertiary Butyl Ether	N.D.	0.5	ug/l	98		77-127		
Benzene	N.D.	0.5	ug/l	101		85-117		
Toluene	N.D.	0.5	ug/l	102		85-115		
Ethylbenzene	N.D.	0.5	ug/l	102		82-119		
Xylene (Total)	N.D.	0.5	ug/l	101		83-113		

Sample Matrix Quality Control

<u>Analysis Name</u>	<u>MS %REC</u>	<u>MSD %REC</u>	<u>MS/MSD Limits</u>	<u>RPD</u>	<u>RPD MAX</u>	<u>BKG Conc</u>	<u>DUP Conc</u>	<u>DUP RPD</u>	<u>Dup RPD Max</u>
Batch number: 04358A16A TPH-GRO - Waters	103	108	63-154	5	30				
Batch number: Z043642AA Methyl Tertiary Butyl Ether	98	95	69-134	3	30				
Benzene	106	106	83-128	0	30				
Toluene	105	106	83-127	1	30				
Ethylbenzene	108	108	82-129	0	30				
Xylene (Total)	105	105	82-130	1	30				
Batch number: Z043651AA Ethanol	95	93	33-153	2	30				
Methyl Tertiary Butyl Ether	100	99	69-134	1	30				
Benzene	110	108	83-128	2	30				
Toluene	110	108	83-127	1	30				
Ethylbenzene	111	108	82-129	2	30				

*- Outside of specification

- (1) The result for one or both determinations was less than five times the LOQ.
- (2) The background result was more than four times the spike added.

Quality Control Summary

Client Name: ChevronTexaco
Reported: 01/05/05 at 10:33 PM

Group Number: 925978

Sample Matrix Quality Control

Analysis Name	MS %REC	MSD %REC	MS/MSD Limits	RPD	RPD MAX	BKG Conc	DUP Conc	DUP RPD	Dup RPD Max
Xylene (Total)	107	106	82-130	1	30				

Surrogate Quality Control

Analysis Name: TPH-DRO CALUFT (Waters)
Batch number: 043570022A
Orthoterphenyl

4434926	87
4434927	88
4434928	87
4434929	100
4434930	83
4434931	81
4434932	85
4434933	85
4434934	87
Blank	88
LCS	108
LCSD	104

Limits: 57-128

Analysis Name: TPH-GRO - Waters
Batch number: 04358A16A
Trifluorotoluene-F

4434925	106
4434926	116
4434927	110
4434928	120
4434929	129
4434930	112
4434931	110
4434932	125
4434933	107
4434934	125
Blank	111
LCS	117
LCSD	112
MS	119
MSD	111

Limits: 57-146

Analysis Name: BTEX+MTBE by 8260B
Batch number: Z043642AA

	Dibromofluoromethane	1,2-Dichloroethane-d4	Toluene-d8	4-Bromofluorobenzene
4434925	103	101	106	102
Blank	104	100	106	102
LCS	104	101	106	104

*- Outside of specification

- (1) The result for one or both determinations was less than five times the LOQ.
- (2) The background result was more than four times the spike added.

Quality Control Summary

Client Name: ChevronTexaco
Reported: 01/05/05 at 10:33 PM

Group Number: 925978

Surrogate Quality Control

MS	104	101	105	103
MSD	105	100	106	103
Limits:	81-120	82-112	85-112	83-113
Analysis Name: BTEX+5 Oxygenates+EDC+EDB+ETOH				
Batch number: Z043651AA				
	Dibromofluoromethane	1,2-Dichloroethane-d4	Toluene-d8	4-Bromofluorobenzene
4434926	103	101	103	100
4434927	101	101	104	100
4434928	101	100	104	101
4434929	100	100	105	101
4434930	101	99	104	101
4434931	101	98	104	100
4434932	102	99	104	102
4434933	101	100	104	101
4434934	100	100	103	101
Blank	101	100	104	100
LCS	101	100	104	102
MS	102	99	103	100
MSD	101	99	104	101
Limits:	81-120	82-112	85-112	83-113

*- Outside of specification

- (1) The result for one or both determinations was less than five times the LOQ.
- (2) The background result was more than four times the spike added.

Explanation of Symbols and Abbreviations

The following defines common symbols and abbreviations used in reporting technical data:

N.D.	none detected	BMQL	Below Minimum Quantitation Level
TNTC	Too Numerous To Count	MPN	Most Probable Number
IU	International Units	CP Units	cobalt-chloroplatinate units
umhos/cm	micromhos/cm	NTU	nephelometric turbidity units
C	degrees Celsius	F	degrees Fahrenheit
meq	milliequivalents	lb.	pound(s)
g	gram(s)	kg	kilogram(s)
ug	microgram(s)	mg	milligram(s)
ml	milliliter(s)	l	liter(s)
m3	cubic meter(s)	ul	microliter(s)
<	less than - The number following the sign is the <u>limit of quantitation</u> , the smallest amount of analyte which can be reliably determined using this specific test.		
>	greater than		
J	estimated value – The result is \geq the Method Detection Limit (MDL) and $<$ the Limit of Quantitation (LOQ).		
ppm	parts per million - One ppm is equivalent to one milligram per kilogram (mg/kg), or one gram per million grams. For aqueous liquids, ppm is usually taken to be equivalent to milligrams per liter (mg/l), because one liter of water has a weight very close to a kilogram. For gases or vapors, one ppm is equivalent to one microliter of gas per liter of gas.		
ppb	parts per billion		
Dry weight basis	Results printed under this heading have been adjusted for moisture content. This increases the analyte weight concentration to approximate the value present in a similar sample without moisture. All other results are reported on an as-received basis.		

U.S. EPA CLP Data Qualifiers:

Organic Qualifiers		Inorganic Qualifiers	
A	TIC is a possible aldol-condensation product	B	Value is $<$ CRDL, but \geq IDL
B	Analyte was also detected in the blank	E	Estimated due to interference
C	Pesticide result confirmed by GC/MS	M	Duplicate injection precision not met
D	Compound quantitated on a diluted sample	N	Spike sample not within control limits
E	Concentration exceeds the calibration range of the instrument	S	Method of standard additions (MSA) used for calculation
N	Presumptive evidence of a compound (TICs only)	U	Compound was not detected
P	Concentration difference between primary and confirmation columns $>$ 25%	W	Post digestion spike out of control limits
U	Compound was not detected	*	Duplicate analysis not within control limits
X,Y,Z	Defined in case narrative	+	Correlation coefficient for MSA $<$ 0.995

Analytical test results for methods listed on the laboratories' accreditation scope meet all requirements of NELAC unless otherwise noted under the individual analysis.

Measurement uncertainty values, as applicable, are available upon request.

Tests results relate only to the sample tested. Clients should be aware that a critical step in a chemical or microbiological analysis is the collection of the sample. Unless the sample analyzed is truly representative of the bulk of material involved, the test results will be meaningless. If you have questions regarding the proper techniques of collecting samples, please contact us. We cannot be held responsible for sample integrity, however, unless sampling has been performed by a member of our staff. This report shall not be reproduced except in full, without the written approval of the laboratory.

WARRANTY AND LIMITS OF LIABILITY - In accepting analytical work, we warrant the accuracy of test results for the sample as submitted. THE FOREGOING EXPRESS WARRANTY IS EXCLUSIVE AND IS GIVEN IN LIEU OF ALL OTHER WARRANTIES, EXPRESSED OR IMPLIED. WE DISCLAIM ANY OTHER WARRANTIES, EXPRESSED OR IMPLIED, INCLUDING A WARRANTY OF FITNESS FOR PARTICULAR PURPOSE AND WARRANTY OF MERCHANTABILITY. IN NO EVENT SHALL LANCASTER LABORATORIES BE LIABLE FOR INDIRECT, SPECIAL, CONSEQUENTIAL, OR INCIDENTAL DAMAGES INCLUDING, BUT NOT LIMITED TO, DAMAGES FOR LOSS OF PROFIT OR GOODWILL REGARDLESS OF (A) THE NEGLIGENCE (EITHER SOLE OR CONCURRENT) OF LANCASTER LABORATORIES AND (B) WHETHER LANCASTER LABORATORIES HAS BEEN INFORMED OF THE POSSIBILITY OF SUCH DAMAGES. We accept no legal responsibility for the purposes for which the client uses the test results. No purchase order or other order for work shall be accepted by Lancaster Laboratories which includes any conditions that vary from the Standard Terms and Conditions of Lancaster Laboratories and we hereby object to any conflicting terms contained in any acceptance or order submitted by client.