

# BLAINE TECH SERVICES INC.

985 TIMOTHY DRIVE  
SAN JOSE, CA 95133  
(408) 995-5535  
FAX (408) 293-8773

July 3, 1996

Phil Briggs  
Chevron U.S.A. Products Company  
P.O. Box 5004  
San Ramon, CA 94583-0804

## 2nd Quarter 1996 Monitoring at 9-4587

Second Quarter 1996 Groundwater Monitoring at  
Chevron Service Station Number 9-4587  
609 Oak Street  
Oakland, CA

Monitoring Performed on June 10, 1996

---

### Groundwater Sampling Report 960610-T-1

This report covers the routine quarterly monitoring of groundwater wells at this Chevron facility. Blaine Tech Services, Inc.'s work at the site includes inspection, gauging, evacuation, purgewater containment, sample collection and sample handling in accordance with standard procedures that conform to Regional Water Quality Control Board requirements.

Routine field data collection includes depth to water, total well depth, thickness of any separate immiscible layer, water column volume, calculated volume of a three-case volume purge, elapsed evacuation time, total volume of water removed, and standard water parameter instrument readings. Sample material is collected, contained, stored, and transported to the laboratory in conformance with EPA standards. Purgewater is, likewise, collected and transported to Chevron's Richmond Refinery for disposal.

Basic field information is presented alongside analytical values excerpted from the laboratory report in the cumulative table of **WELL DATA AND ANALYTICAL RESULTS**. The full analytical report for the most recent samples is located in the **Analytical Appendix**. The table also contains new groundwater elevation calculations taken from the computer plotted gradient map which is located in the **Professional Engineering Appendix**.

At a minimum, Blaine Tech Services, Inc. field personnel are certified upon completion of a forty-hour Hazardous Materials and Emergency Response training course per 29 CFR 1910.120. Field personnel are also enrolled in annual eight hour refresher courses.

Blaine Tech Services, Inc. conducts sampling and documentation assignments of this type as an independent third party. In order to avoid compromising the objectivity necessary for the proper and disinterested performance of this work, Blaine Tech Services, Inc. concentrates on objective data collection and does not participate in the interpretation of analytical results, the definition of geological or hydrological conditions, the formulation of recommendations, or the marketing of remedial systems.

Please call if you have any questions.

Yours truly,

A handwritten signature in cursive script that reads "James Keller for:".

James Keller  
Vice President

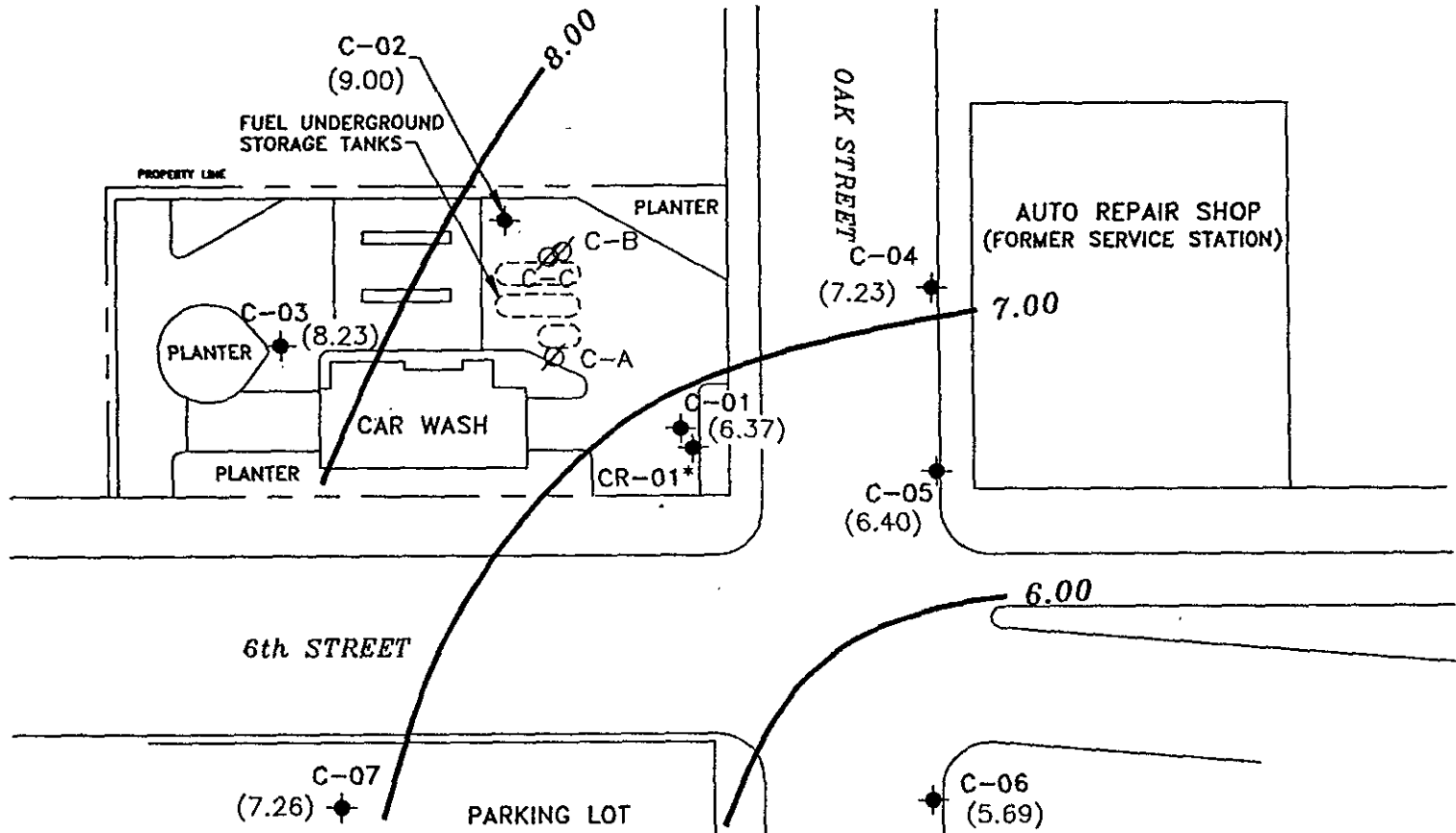
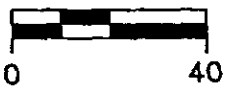
JPK/cg

attachments: Professional Engineering Appendix  
Cumulative Table of Well Data and Analytical Results  
Analytical Appendix  
Field Data Sheets

# **Professional Engineering Appendix**



SCALE (ft)



**EXPLANATION**

- ◆ MONITORING WELL
- ∅ DESTROYED WELL
- (6.40) GROUNDWATER ELEVATION (FT, MSL)
- 8.00 — GROUNDWATER ELEVATION CONTOUR (FT, MSL)
- \* GROUNDWATER ELEVATION NOT AVAILABLE; WELL ELEVATION NOT SURVEYED



APPROXIMATE GROUNDWATER FLOW DIRECTION. APPROXIMATE GRADIENT = 0.02

Basemap from Cambria Environmental Technology, Inc.

PREPARED BY

**RRM** INC.

**Chevron Station 9-4587**  
 609 Oak Street  
 Oakland, California

**GROUNDWATER ELEVATION CONTOUR MAP, JUNE 10, 1996**

**FIGURE: 1**  
**PROJECT: DAC04**

# **Table of Well Data and Analytical Results**

## Cumulative Table of Well Data and Analytical Results

Vertical Measurements are in feet.

Volumetric Measurements are in gallons.

Analytical results are in parts per billion (ppb)

DATE	Well	Ground	Depth	Total			Notes	TPH- Gasoline	Benzene	Toluene	Ethyl- Benzene	Xylene	MTBE
	Head Elev.	Water Elev.	To Water	SPH	SPH Removed	SPH Removed							
<b>C-A</b>													
12/06/89	--	--	--	--	--	--	--	44,000	20,000	66	1600	2220	--
10/30/90	--	--	11.20	--	--	--	Sheen	31,000	23,000	110	1100	160	--
10/30/90	--	--	11.20	--	--	--	Sheen	30,000	23,000	150	1000	180	--
01/14/91	--	--	11.25	--	--	--	--	12,000	30,000	540	1400	560	--
04/03/91	--	--	9.82	--	--	--	--	59,000	33,000	2400	2200	3100	--
07/17/91	--	--	10.93	--	--	--	--	52,000	38,000	380	1300	500	--
10/07/91	--	--	--	--	--	--	--	--	--	--	--	--	--
06/25/92	--	--	--	--	--	--	--	--	--	--	--	--	--
09/17/92	--	--	--	--	--	--	--	--	--	--	--	--	--
12/16/92	--	--	--	--	--	--	--	--	--	--	--	--	--
03/18/93	--	--	--	--	--	--	--	--	--	--	--	--	--
06/11/93	--	--	--	--	--	--	--	--	--	--	--	--	--
09/08/93	--	--	--	--	--	--	--	--	--	--	--	--	--
09/17/93	--	--	10.02	--	--	--	--	--	--	--	--	--	--
12/23/93	--	--	--	--	--	--	--	--	--	--	--	--	--
03/07/94	--	--	--	--	--	--	--	--	--	--	--	--	--
06/17/94	--	--	10.05	--	--	--	--	77,000	32,000	3600	3200	14,000	--
09/12/94	--	--	11.75	--	--	--	--	270	170	1.0	13	24	--
06/29/95	--	--	--	--	--	--	Destroyed	--	--	--	--	--	--

## Cumulative Table of Well Data and Analytical Results

Vertical Measurements are in feet.

Volumetric Measurements are in gallons.

Analytical results are in parts per billion (ppb)

DATE	Well	Ground	Depth	Volumetric Measurements are in gallons.			Notes	Analytical results are in parts per billion (ppb)					
	Head Elev.	Water Elev.	To Water	SPH Thickness	SPH Removed	Total SPH Removed		TPH-Gasoline	Benzene	Toluene	Ethyl-Benzene	Xylene	MTBE
<b>C-B</b>													
12/06/89	--	--	--	0.01	--	--	--	--	--	--	--	--	--
10/30/90	--	--	11.19	0.01	--	--	--	--	--	--	--	--	--
01/14/91	--	--	11.40	0.01	--	--	--	--	--	--	--	--	--
04/03/91	--	--	9.55	1.00	--	--	--	--	--	--	--	--	--
04/04/91	--	--	10.54	1.06	--	--	--	--	--	--	--	--	--
07/17/91	--	--	10.84	0.03	--	--	--	--	--	--	--	--	--
10/07/91	--	--	11.10	0.04	--	--	--	--	--	--	--	--	--
02/04/92	--	--	10.78	0.01	--	--	--	--	--	--	--	--	--
03/06/92	--	--	--	--	--	--	--	--	--	--	--	--	--
04/01/92	--	--	10.33	1.02	--	--	--	--	--	--	--	--	--
06/25/92	--	--	11.20	0.68	--	--	--	--	--	--	--	--	--
09/17/92	--	--	11.07	0.13	--	--	--	--	--	--	--	--	--
12/16/92	--	--	10.41	0.38	--	--	--	--	--	--	--	--	--
03/18/93	--	--	9.19	0.05	--	--	--	--	--	--	--	--	--
06/11/93	--	--	9.54	0.70	--	--	--	--	--	--	--	--	--
09/08/93	--	--	--	--	--	--	--	--	--	--	--	--	--
09/17/93	--	--	9.85	0.52	--	--	--	--	--	--	--	--	--
12/23/93	--	--	9.37	0.20	--	--	--	--	--	--	--	--	--
03/07/94	--	--	9.24	0.85	--	--	--	--	--	--	--	--	--
06/17/94	--	--	9.38	0.02	--	--	--	--	--	--	--	--	--
09/12/94	--	--	11.13	0.49	--	--	--	--	--	--	--	--	--
06/29/95	--	--	--	--	--	--	Destroyed	--	--	--	--	--	--

## Cumulative Table of Well Data and Analytical Results

Vertical Measurements are in feet.

Volumetric Measurements are in gallons.

Analytical results are in parts per billion (ppb)

DATE	Well	Ground	Depth	Total			Notes	Analytical results are in parts per billion (ppb)					
	Head Elev.	Water Elev.	To Water	SPH Thickness	SPH Removed	SPH Removed		TPH-Gasoline	Benzene	Toluene	Ethyl-Benzene	Xylene	MTBE
<b>C-C</b>													
12/06/89	--	--	--	0.15	--	--	--	--	--	--	--	--	--
10/30/90	--	--	10.84	0.03	--	--	--	--	--	--	--	--	--
01/14/91	--	--	11.01	0.11	--	--	--	--	--	--	--	--	--
04/03/91	--	--	9.19	0.02	--	--	--	--	--	--	--	--	--
07/17/91	--	--	10.53	0.03	--	--	--	--	--	--	--	--	--
10/07/91	--	--	10.98	0.08	--	--	--	--	--	--	--	--	--
02/04/92	--	--	10.45	0.09	--	--	--	--	--	--	--	--	--
03/06/92	--	--	8.83	0.09	--	--	--	--	--	--	--	--	--
04/01/92	--	--	9.23	0.16	--	--	--	--	--	--	--	--	--
06/25/92	--	--	10.40	0.12	--	--	--	--	--	--	--	--	--
09/17/92	--	--	10.84	0.12	--	--	--	--	--	--	--	--	--
12/16/92	--	--	10.02	0.12	--	--	--	--	--	--	--	--	--
03/18/93	--	--	8.70	0.15	--	--	--	--	--	--	--	--	--
06/11/93	--	--	9.25	0.13	--	--	--	--	--	--	--	--	--
09/08/93	--	--	--	--	--	--	--	--	--	--	--	--	--
09/17/93	--	--	9.83	--	--	--	Sheen	--	--	--	--	--	--
12/23/93	--	--	9.66	0.07	--	--	--	--	--	--	--	--	--
03/07/94	--	--	8.93	0.28	--	--	--	--	--	--	--	--	--
06/17/94	--	--	10.13	0.03	--	--	--	--	--	--	--	--	--
09/12/94	--	--	11.20	0.13	--	--	--	--	--	--	--	--	--
06/29/95	--	--	--	--	--	--	Destroyed	--	--	--	--	--	--



## Cumulative Table of Well Data and Analytical Results

Vertical Measurements are in feet.

Volumetric Measurements are in gallons.

Analytical results are in parts per billion (ppb)

DATE	Well	Ground	Depth	Total			Notes	Analytical results are in parts per billion (ppb)					
	Head Elev.	Water Elev.	To Water	SPH Thickness	SPH Removed	SPH Removed		TPH-Gasoline	Benzene	Toluene	Ethyl-Benzene	Xylene	MTBE
<b>C-1</b>													
12/06/89	16.07	--	--	0.20	--	--	--	--	--	--	--	--	--
10/30/90	16.07	5.30	10.79	0.02	--	--	--	--	--	--	--	--	--
01/14/91	16.07	4.70	11.39	0.02	--	--	--	--	--	--	--	--	--
04/03/91	16.07	6.66	9.43	0.02	--	--	--	--	--	--	--	--	--
07/17/91	16.07	5.64	10.46	0.04	--	--	--	--	--	--	--	--	--
10/07/91	16.07	5.36	10.74	0.04	--	--	--	--	--	--	--	--	--
02/04/92	16.07	5.71	10.37	0.01	--	--	--	--	--	--	--	--	--
03/06/92	16.07	6.87	9.20	--	--	--	--	--	--	--	--	--	--
04/01/92	16.07	6.79	9.28	--	--	--	--	--	--	--	--	--	--
06/25/92	16.07	6.10	9.98	0.01	--	--	--	100,000	8800	7000	2800	19,000	--
09/17/92	16.07	5.56	10.51	--	--	--	Sheen	--	--	--	--	--	--
12/16/92	16.07	6.26	9.81	--	--	--	Sheen	--	--	--	--	--	--
03/18/93	16.07	7.19	8.88	--	--	--	Sheen	--	--	--	--	--	--
06/11/93	16.07	6.78	9.31	0.02	--	--	--	--	--	--	--	--	--
09/08/93	16.07	--	--	--	--	--	--	--	--	--	--	--	--
09/17/93	16.07	6.37	9.72	0.02	--	--	--	--	--	--	--	--	--
12/23/93	16.07	6.58	9.49	--	--	--	--	41,000	5400	590	710	5600	--
03/07/94	16.07	7.32	8.96	0.26	--	--	--	--	--	--	--	--	--
06/17/94	16.07	6.39	9.70	0.02	--	--	--	--	--	--	--	--	--
09/12/94	16.07	3.66	12.42	0.01	--	--	--	--	--	--	--	--	--
06/29/95	16.07	7.29	8.78	--	--	--	--	220,000	11,000	3600	3500	19,000	--
09/13/95	16.07	6.54	9.56	0.04	0.21	0.21	--	--	--	--	--	--	--
12/19/95	16.07	6.76	9.31	0.00	0.00	0.21	--	14,000	180	81	240	2200	440
03/26/96	16.07	7.14↑	8.93	0.00	0.00	0.21	--	790	22 ↓	5.3	21	96	<12
06/10/96	16.07	6.37	8.23	0.00	0.00	0.21	Insufficient water	--	--	--	--	--	--

## Cumulative Table of Well Data and Analytical Results

Vertical Measurements are in feet.

Volumetric Measurements are in gallons.

Analytical results are in parts per billion (ppb)

DATE	Well	Ground	Depth	Total			Notes	TPH- Gasoline	Benzene	Toluene	Ethyl- Benzene	Xylene	MTBE
	Head Elev.	Water Elev.	To Water	SPH	SPH Removed	SPH Removed							
<b>C-2</b>													
12/06/89	16.84	--	--	--	--	--	--	16,000	250	1200	550	1400	--
10/30/90	16.84	5.68	11.16	--	--	--	--	28,000	3700	1900	1200	4300	--
01/14/91	16.84	5.73	11.11	--	--	--	--	24,000	3300	1200	1100	4100	--
01/14/91	16.84	5.73	11.11	--	--	--	--	30,000	3900	1500	1500	5000	--
04/03/91	16.84	7.31	9.53	--	--	--	--	12,000	1100	840	650	1800	--
04/03/91	16.84	7.31	9.53	--	--	--	--	14,000	1100	990	680	1800	--
07/17/91	16.84	6.16	10.68	--	--	--	--	13,000	1700	560	650	1700	--
07/17/91	16.84	6.16	10.68	--	--	--	--	14,000	1700	640	720	1900	--
10/07/91	16.84	5.82	11.02	--	--	--	--	25,000	3700	1300	1400	3800	--
02/04/92	16.84	6.24	10.60	--	--	--	--	16,000	2600	300	880	1900	--
04/01/92	16.84	7.54	9.30	--	--	--	--	15,000	1900	300	700	1500	--
06/25/92	16.84	6.39	10.45	--	--	--	--	23,000	3400	740	1300	3400	--
09/17/92	16.84	6.06	10.78	--	--	--	--	18,000	3500	550	1400	3900	--
12/16/92	16.84	6.90	9.94	--	--	--	--	12,000	1200	120	460	1100	--
03/18/93	16.84	8.04	8.80	--	--	--	--	5200	990	130	290	430	--
06/11/93	16.84	7.41	9.43	--	--	--	--	34,000	8200	910	2400	6600	--
09/08/93	16.84	--	--	--	--	--	--	3400	690	26	190	330	--
09/17/93	16.84	6.93	9.91	--	--	--	--	--	--	--	--	--	--
12/23/93	16.84	7.15	9.69	--	--	--	--	2500	830	26	130	260	--
03/07/94	16.84	7.87	8.97	--	--	--	--	1100	420	6.5	110	69	--
06/17/94	16.84	6.98	9.86	--	--	--	--	1400	290	8.6	60	63	--
09/12/94	16.84	5.74	11.10	--	--	--	--	370	96	1.3	9.4	16	--
06/29/95	16.84	7.84	9.00	--	--	--	--	4100	400	96	250	500	--
09/13/95	16.84	7.10	9.74	--	--	--	--	3500	200	50	57	290	--
12/19/95	16.84	7.74	9.10	--	--	--	--	<50	<0.5	<0.5	<0.5	<0.5	<2.5
03/26/96	16.84	9.46	7.38	--	--	--	Insufficient water	--	--	--	--	--	--
06/10/96	16.84	9.00	7.84	--	--	--	Insufficient water	--	--	--	--	--	--

## Cumulative Table of Well Data and Analytical Results

Vertical Measurements are in feet.

Volumetric Measurements are in gallons.

Analytical results are in parts per billion (ppb)

DATE	Well	Ground	Depth	Total			Notes	Analytical results are in parts per billion (ppb)						
	Head Elev.	Water Elev.	To Water	SPH Thickness	SPH Removed	SPH Removed		TPH-Gasoline	Benzene	Toluene	Ethyl-Benzene	Xylene	MTBE	
<b>C-3</b>														
12/06/89	16.48	--	--	--	--	--	--	<500	<0.5	<0.5	<0.5	<0.5	0.74	--
10/30/90	16.48	6.04	10.44	--	--	--	--	410	4.0	4.0	2.0	9.0	--	--
01/14/91	16.48	6.14	10.34	--	--	--	--	80	<0.5	<0.5	<0.5	1.0	--	--
04/03/91	16.48	7.47	9.01	--	--	--	--	53	<0.5	<0.5	<0.5	2.0	--	--
07/17/91	16.48	6.48	10.00	--	--	--	--	<50	5.9	<0.5	<0.5	<0.5	--	--
10/07/91	16.48	6.10	10.38	--	--	--	--	<50	<0.5	<0.5	<0.5	<0.5	--	--
02/04/92	16.48	6.48	10.00	--	--	--	--	<50	<0.5	<0.5	<0.5	<0.5	--	--
04/01/92	16.48	7.65	8.83	--	--	--	--	<50	<0.5	<0.5	<0.5	<0.5	--	--
06/25/92	16.48	6.63	9.85	--	--	--	--	<50	<0.5	<0.5	<0.5	<0.5	--	--
09/17/92	16.48	6.28	10.20	--	--	--	--	<50	<0.5	<0.5	<0.5	<0.5	--	--
12/16/92	16.48	7.08	9.40	--	--	--	--	<50	<0.5	<0.5	<0.5	<0.5	--	--
03/18/93	16.48	8.36	8.12	--	--	--	--	<50	<0.5	<0.5	<0.5	<1.5	--	--
06/11/93	16.48	7.89	8.59	--	--	--	--	<50	<0.5	<0.5	<0.5	<0.5	--	--
09/08/93	16.48	--	--	--	--	--	--	<50	<0.5	<0.5	<0.5	<1.5	--	--
09/17/93	16.48	7.48	9.00	--	--	--	--	--	--	--	--	--	--	--
12/23/93	16.48	7.65	8.83	--	--	--	--	<50	<0.5	0.8	<0.5	2.9	--	--
03/07/94	16.48	8.29	8.19	--	--	--	--	<50	<0.5	<0.5	<0.5	<0.5	--	--
06/17/94	16.48	7.43	9.05	--	--	--	--	<50	<0.5	<0.5	<0.5	<0.5	--	--
09/12/94	16.48	--	--	--	--	--	Inaccessible	--	--	--	--	--	--	--
06/29/95	16.48	8.18	8.30	--	--	--	--	<50	<0.5	<0.5	<0.5	<0.5	--	--
09/13/95	16.48	7.64	8.84	--	--	--	--	<50	<0.5	<0.5	<0.5	<0.5	--	--
12/19/95	16.48	8.02	8.46	--	--	--	--	<50	<0.5	<0.5	<0.5	<0.5	<2.5	--
03/26/96	16.48	9.01	7.47	--	--	--	--	<50	<0.5	<0.5	<0.5	<0.5	<2.5	--
06/10/96	16.48	8.23	8.25	--	--	--	--	<50	<0.5	<0.5	<0.5	<0.5	<2.5	--

## Cumulative Table of Well Data and Analytical Results

Vertical Measurements are in feet.

Volumetric Measurements are in gallons.

Analytical results are in parts per billion (ppb)

DATE	Well	Ground	Depth	Total			Notes	TPH- Gasoline	Benzene	Toluene	Ethyl- Benzene	Xylene	MTBE
	Head Elev.	Water Elev.	To Water	SPH	SPH	SPH							
				Thickness	Removed	Removed							
<b>C-4</b>													
12/06/89	16.53	--	--	--	--	--	--	--	--	--	--	--	--
10/30/90	16.53	4.97	11.56	--	--	--	--	<50	<0.5	<0.5	<0.5	<0.5	--
01/14/91	16.53	5.09	11.44	--	--	--	--	<50	<0.5	<0.5	<0.5	<0.5	--
04/03/91	16.53	6.53	10.00	--	--	--	--	150	3.0	<0.5	12	9.0	--
07/17/91	16.53	5.37	11.16	--	--	--	--	290	2.3	0.4	52	0.4	--
10/07/91	16.53	5.14	11.39	--	--	--	--	<50	<0.5	<0.5	4.6	<0.5	--
02/04/92	16.53	5.51	11.02	--	--	--	--	<50	<0.5	<0.5	2.8	<0.5	--
02/04/92	16.53	5.51	11.02	--	--	--	--	<50	<0.5	<0.5	2.5	0.5	--
04/01/92	16.53	6.70	9.83	--	--	--	--	480	4.9	<0.5	64	4.3	--
06/25/92	16.53	5.65	10.88	--	--	--	--	<50	<0.5	<0.5	<0.5	<0.5	--
09/17/92	16.53	5.29	11.24	--	--	--	--	<50	<0.5	<0.5	<0.5	<0.5	--
12/16/92	16.53	6.13	10.40	--	--	--	--	56	<0.5	<0.5	1.0	<0.5	--
03/18/93	16.53	7.05	9.48	--	--	--	--	<50	<0.5	<0.5	<0.5	<1.5	--
06/11/93	16.53	6.92	9.61	--	--	--	--	<50	<0.5	<0.5	<0.5	<1.5	--
09/08/93	16.53	--	--	--	--	--	--	<50	<0.5	<0.5	<0.5	<1.5	--
09/17/93	16.53	6.46	10.07	--	--	--	--	--	--	--	--	--	--
12/23/93	16.53	6.70	9.83	--	--	--	--	<50	1.2	1.5	<0.5	3.2	--
03/07/94	16.53	7.33	9.20	--	--	--	--	60	0.7	1.1	6.7	1.8	--
06/17/94	16.53	6.56	9.97	--	--	--	--	<50	<0.5	<0.5	<0.5	<0.5	--
09/12/94	16.53	5.32	11.21	--	--	--	--	<50	<0.5	<0.5	<0.5	<0.5	--
06/29/95	16.53	7.18	9.35	--	--	--	--	<50	<0.5	<0.5	1.4	<0.5	--
09/13/95	16.53	6.60	9.93	--	--	--	--	<50	<0.5	<0.5	<0.5	<0.5	--
12/19/95	16.53	6.98	9.55	--	--	--	--	<50	<0.5	<0.5	<0.5	<0.5	<2.5
03/26/96	16.53	7.99	8.54	--	--	--	--	<50	<0.5	<0.5	<0.5	<0.5	<2.5
06/10/96	16.53	7.23	9.30	--	--	--	--	<50	<0.5	<0.5	<0.5	<0.5	4.1

## Cumulative Table of Well Data and Analytical Results

Vertical Measurements are in feet.

Volumetric Measurements are in gallons.

Analytical results are in parts per billion (ppb)

DATE	Well	Ground	Depth	SPH		Total	Notes	Analytical results are in parts per billion (ppb)						
	Head Elev.	Water Elev.	To Water	SPH Thickness	SPH Removed	SPH Removed		TPH-Gasoline	Benzene	Toluene	Ethyl-Benzene	Xylene	MTBE	
<b>C-5</b>														
12/06/89	14.70	4.73	9.97	--	--	--	--	--	--	--	--	--	--	--
10/30/90	14.70	--	--	--	--	--	--	<50	0.8	<0.5	<0.5	<0.5	0.5	--
01/14/91	14.70	4.83	9.87	--	--	--	--	54	<0.5	<0.5	<0.5	<0.5	<0.5	--
04/03/91	14.70	5.98	8.72	--	--	--	--	1800	330	200	52	170	--	
07/17/91	14.70	5.07	9.63	--	--	--	--	170	120	5.3	12	20	--	
10/07/91	14.70	4.87	9.83	--	--	--	--	<50	1.1	<0.5	<0.5	<0.5	--	
02/04/92	14.70	5.17	9.53	--	--	--	--	91	16	<0.5	2.4	2.0	--	
04/01/92	14.70	6.13	8.57	--	--	--	--	960	200	5.4	21	33	--	
06/25/92	14.70	5.26	9.44	--	--	--	--	800	2.5	<0.5	1.3	7.3	--	
09/17/92	14.70	4.98	9.72	--	--	--	--	<50	<0.5	<0.5	<0.5	<0.5	--	
12/16/92	14.70	5.63	9.07	--	--	--	--	81	5.4	1.2	1.5	4.3	--	
03/18/93	14.70	6.26	8.44	--	--	--	--	<50	<0.5	<0.5	<0.5	<1.5	--	
06/11/93	14.70	6.17	8.53	--	--	--	--	<50	1.6	<0.5	<0.5	<1.5	--	
09/08/93	14.70	--	--	--	--	--	--	<50	<0.5	<0.5	<0.5	<1.5	--	
09/17/93	14.70	5.81	8.89	--	--	--	--	--	--	--	--	--	--	
12/23/93	14.70	6.02	8.68	--	--	--	--	<50	5.5	1.3	0.7	4.0	--	
03/07/94	14.70	6.52	8.18	--	--	--	--	460	180	21	27	70	--	
06/17/94	14.70	5.89	8.81	--	--	--	--	<50	10	0.5	1.4	3.3	--	
09/12/94	14.70	4.83	9.87	--	--	--	--	<50	6.4	<0.5	<0.5	<0.5	--	
06/29/95	14.70	6.33	8.37	--	--	--	--	65	10	<0.5	2.3	9.1	--	
09/13/95	14.70	5.90	8.80	--	--	--	--	370	41	0.76	17	50	--	
12/19/95	14.70	6.22	8.48	--	--	--	--	<50	<0.5	<0.5	<0.5	<0.5	<2.5	
03/26/96	14.70	6.97	7.73	--	--	--	--	<50	<0.5	<0.5	<0.5	<0.5	<2.5	
06/10/96	14.70	6.40	8.30	--	--	--	--	<50	<0.5	<0.5	<0.5	<0.5	3.9	

## Cumulative Table of Well Data and Analytical Results

Vertical Measurements are in feet.

Volumetric Measurements are in gallons.

Analytical results are in parts per billion (ppb)

DATE	Well	Ground	Depth	Total			Notes	TPH- Gasoline	Benzene	Toluene	Ethyl- Benzene	Xylene	MTBE
	Head Elev.	Water Elev.	To Water	SPH	SPH	SPH							
<b>C-6</b>													
12/06/89	13.87	--	--	--	--	--	--	--	--	--	--	--	--
10/30/90	13.87	4.44	9.43	--	--	--	--	<50	<0.5	<0.5	<0.5	<0.5	--
01/14/91	13.87	4.46	9.41	--	--	--	--	<0.5	<0.5	<0.5	<0.5	<0.5	--
04/03/91	13.87	5.21	8.66	--	--	--	--	<0.5	<0.5	<0.5	<0.5	<0.5	--
07/17/91	13.87	4.62	9.25	--	--	--	--	<0.5	<0.5	<0.5	<0.5	<0.5	--
10/07/91	13.87	4.53	9.34	--	--	--	--	67	<0.5	0.6	<0.5	0.6	--
02/04/92	13.87	4.71	9.16	--	--	--	--	<50	<0.5	<0.5	<0.5	<0.5	--
04/01/92	13.87	5.28	8.59	--	--	--	--	<50	<0.5	<0.5	<0.5	<0.5	--
06/25/92	13.87	4.76	9.11	--	--	--	--	<50	<0.5	<0.5	<0.5	<0.5	--
09/17/92	13.87	4.59	9.28	--	--	--	--	<50	<0.5	<0.5	<0.5	<0.5	--
12/16/92	13.87	4.99	8.88	--	--	--	--	120	9.3	1.9	2.7	7.4	--
03/18/93	13.87	5.52	8.35	--	--	--	--	<50	<0.5	<0.5	<0.5	<1.5	--
06/11/93	13.87	5.66	8.21	--	--	--	--	<50	<0.5	0.7	<0.5	<1.5	--
09/08/93	13.87	--	--	--	--	--	--	<50	<0.5	<0.5	<0.5	<1.5	--
09/17/93	13.87	5.50	8.37	--	--	--	--	--	--	--	--	--	--
12/23/93	13.87	5.58	8.29	--	--	--	--	<50	1.4	1.0	<0.5	3.5	--
03/07/94	13.87	5.87	8.00	--	--	--	--	<50	0.8	<0.5	<0.5	<0.5	--
06/17/94	13.87	5.46	8.41	--	--	--	--	<50	<0.5	<0.5	<0.5	<0.5	--
09/12/94	13.87	4.99	8.88	--	--	--	--	<50	<0.5	<0.5	<0.5	<0.5	--
06/29/95	13.87	5.79	8.08	--	--	--	--	<50	<0.5	<0.5	<0.5	<0.5	--
09/13/95	13.87	5.56	8.31	--	--	--	--	<50	<0.5	<0.5	<0.5	<0.5	--
12/19/95	13.87	5.75	8.12	--	--	--	--	<50	<0.5	<0.5	<0.5	<0.5	<2.5
03/26/96	13.87	6.19	7.68	--	--	--	--	<50	<0.5	<0.5	<0.5	<0.5	<2.5
06/10/96	13.87	5.69	8.18	--	--	--	--	<50	<0.5	<0.5	<0.5	<0.5	<2.5

## Cumulative Table of Well Data and Analytical Results

Vertical Measurements are in feet.

Volumetric Measurements are in gallons.

Analytical results are in parts per billion (ppb)

DATE	Well	Ground	Depth	Total			Notes	Analytical results are in parts per billion (ppb)						
	Head Elev.	Water Elev.	To Water	SPH Thickness	SPH Removed	SPH Removed		TPH-Gasoline	Benzene	Toluene	Ethyl-Benzene	Xylene	MTBE	
<b>C-7</b>														
02/07/91	15.78	5.90	9.88	--	--	--	--	<50	<0.5	0.8	<0.5	<0.5	<0.5	--
04/03/91	15.78	6.74	9.04	--	--	--	--	<50	<0.5	<0.5	<0.5	<0.5	<0.5	--
07/17/91	15.78	5.92	9.86	--	--	--	--	<50	<0.5	<0.5	<0.5	<0.5	<0.5	--
10/07/91	15.78	5.68	10.10	--	--	--	--	<50	<0.5	<0.5	<0.5	<0.5	<0.5	--
02/04/92	15.78	6.04	9.74	--	--	--	--	<50	<0.5	<0.5	<0.5	<0.5	<0.5	--
04/01/92	15.78	6.82	8.96	--	--	--	--	<50	<0.5	<0.5	<0.5	<0.5	<0.5	--
06/25/92	15.78	6.16	9.62	--	--	--	--	<50	<0.5	<0.5	<0.5	<0.5	<0.5	--
09/17/92	15.78	6.03	9.75	--	--	--	--	<50	<0.5	<0.5	<0.5	<0.5	<0.5	--
12/16/92	15.78	6.37	9.41	--	--	--	--	--	--	--	--	--	--	--
03/18/93	15.78	7.33	8.45	--	--	--	--	<50	<0.5	<0.5	<0.5	<0.5	<1.5	--
06/11/93	15.78	7.07	8.71	--	--	--	--	<50	<0.5	<0.5	<0.5	<0.5	<1.5	--
09/08/93	15.78	--	--	--	--	--	--	<50	<0.5	<0.5	<0.5	<0.5	<1.5	--
09/17/93	15.78	6.73	9.05	--	--	--	--	--	--	--	--	--	--	--
12/23/93	15.78	6.93	8.85	--	--	--	--	<50	1.9	1.4	<0.5	<0.5	3.6	--
03/07/94	15.78	7.35	8.43	--	--	--	--	<50	2.4	1.3	<0.5	<0.5	0.6	--
06/17/94	15.78	6.71	9.07	--	--	--	--	<50	<0.5	<0.5	<0.5	<0.5	1.2	--
09/12/94	15.78	5.98	9.80	--	--	--	--	<50	<0.5	<0.5	<0.5	<0.5	<0.5	--
06/29/95	15.78	7.14	8.64	--	--	--	--	<50	<0.5	<0.5	<0.5	<0.5	<0.5	--
09/13/95	15.78	6.86	8.92	--	--	--	--	<50	<0.5	<0.5	<0.5	<0.5	<0.5	--
12/19/95	15.78	7.06	8.72	--	--	--	--	<50	<0.5	<0.5	<0.5	<0.5	<0.5	<2.5
03/26/96	15.78	7.86	7.92	--	--	--	--	<50	<0.5	<0.5	<0.5	<0.5	<0.5	<2.5
06/10/96	15.78	7.26	8.52	--	--	--	--	<50	<0.5	<0.5	<0.5	<0.5	<0.5	<2.5

## Cumulative Table of Well Data and Analytical Results

Vertical Measurements are in feet.

Volumetric Measurements are in gallons.

Analytical results are in parts per billion (ppb)

DATE	Well	Ground	Depth	Total			Notes	TPH- Gasoline	Benzene	Toluene	Ethyl- Benzene	Xylene	MTBE
	Head Elev.	Water Elev.	To Water	SPH Thickness	SPH Removed	SPH Removed							
<b>CR-1</b>													
10/30/90	--	--	10.51	--	--	--	--	9600	7100	65	610	190	--
01/14/91	--	--	10.29	--	--	--	--	1500	3200	52	190	77	--
07/17/91	--	--	10.19	--	--	--	--	15,000	9300	220	680	530	--
10/07/91	--	--	10.46	--	--	--	--	17,000	7600	50	440	68	--
10/07/91	--	--	10.46	--	--	--	--	14,000	9400	52	430	110	--
02/04/92	--	--	10.12	--	--	--	--	19,000	6100	32	350	100	--
04/01/92	--	--	9.24	--	--	--	--	29,000	5300	820	380	1200	--
06/25/92	--	--	10.03	--	--	--	--	12,000	3300	280	210	460	--
09/17/92	--	--	10.30	--	--	--	--	--	--	--	--	--	--
12/16/92	--	--	9.59	--	--	--	Sheen	--	--	--	--	--	--
03/18/93	--	--	8.82	0.05	--	--	--	--	--	--	--	--	--
06/11/93	--	--	9.58	0.87	--	--	--	--	--	--	--	--	--
09/08/93	--	--	--	--	--	--	--	--	--	--	--	--	--
09/17/93	--	--	--	--	--	--	--	--	--	--	--	--	--
12/23/93	--	--	9.02	0.02	--	--	--	--	--	--	--	--	--
03/07/94	--	--	8.41	0.04	--	--	--	--	--	--	--	--	--
06/17/94	--	--	--	--	--	--	--	--	--	--	--	--	--
09/12/94	--	--	15.32	0.02	--	--	--	--	--	--	--	--	--
06/29/95	--	--	8.67	--	--	--	--	49,000	9400	310	2400	7200	--
09/13/95	--	--	9.93	0.03	0.13	0.13	--	--	--	--	--	--	--
12/19/95	--	--	8.75	0.00	0.00	0.13	--	19,000	880	48	1600	3100	4000
03/26/96	--	--	7.50	0.00	0.00	0.13	--	60	2.6	<0.5	0.86	6.3	67
06/10/96	--	--	8.15	0.00	0.00	0.13	--	1100	38	30	9.7	190	54



## Cumulative Table of Well Data and Analytical Results

Vertical Measurements are in feet.

Volumetric Measurements are in gallons.

Analytical results are in parts per billion (ppb)

DATE	Well	Ground	Depth	Total			Notes	TPH- Gasoline	Benzene	Toluene	Ethyl- Benzene	Xylene	MTBE
	Head Elev.	Water Elev.	To Water	SPH	SPH	SPH							
<b>TRIP BLANK</b>													
10/30/90	--	--	--	--	--	--	--	--	--	--	--	--	--
01/14/91	--	--	--	--	--	--	--	<50	<0.5	<0.5	<0.5	<0.5	--
02/07/91	--	--	--	--	--	--	--	<50	<0.5	<0.5	<0.5	<0.5	--
04/03/91	--	--	--	--	--	--	--	<50	<0.5	<0.5	<0.5	<0.5	--
07/17/91	--	--	--	--	--	--	--	<50	<0.5	<0.5	<0.5	<0.5	--
10/07/91	--	--	--	--	--	--	--	<50	<0.5	<0.5	<0.5	<0.5	--
02/04/92	--	--	--	--	--	--	--	<50	<0.5	<0.5	<0.5	<0.5	--
04/01/92	--	--	--	--	--	--	--	<50	<0.5	<0.5	<0.5	<0.5	--
06/25/92	--	--	--	--	--	--	--	<50	<0.5	<0.5	<0.5	<0.5	--
09/17/92	--	--	--	--	--	--	--	<50	<0.5	<0.5	<0.5	<0.5	--
12/16/92	--	--	--	--	--	--	--	<50	<0.5	<0.5	<0.5	<0.5	--
03/18/93	--	--	--	--	--	--	--	<50	<0.5	<0.5	<0.5	<1.5	--
06/11/93	--	--	--	--	--	--	--	<50	<0.5	<0.5	<0.5	<0.5	--
09/08/93	--	--	--	--	--	--	--	<50	<0.5	<0.5	<0.5	<1.5	--
09/17/93	--	--	--	--	--	--	--	--	--	--	--	--	--
12/23/93	--	--	--	--	--	--	--	<50	<0.5	<0.5	<0.5	<0.5	--
03/07/94	--	--	--	--	--	--	--	<50	<0.5	<0.5	<0.5	<0.5	--
06/17/94	--	--	--	--	--	--	--	<50	<0.5	<0.5	<0.5	<0.5	--
09/12/94	--	--	--	--	--	--	--	<50	<0.5	<0.5	<0.5	<0.5	--
06/29/95	--	--	--	--	--	--	--	<50	<0.5	<0.5	<0.5	<0.5	--
09/13/95	--	--	--	--	--	--	--	<50	<0.5	<0.5	<0.5	<0.5	--
12/19/95	--	--	--	--	--	--	--	<50	<0.5	<0.5	<0.5	<0.5	--
03/26/96	--	--	--	--	--	--	--	<50	<0.5	<0.5	<0.5	<0.5	<2.5
06/10/96	--	--	--	--	--	--	--	<50	<0.5	<0.5	<0.5	<0.5	<2.5

Note: Blaine Tech Services, Inc. began routine monitoring of the groundwater wells at this site on June 29, 1995.  
 Earlier field data and analytical results are drawn from the October 14, 1994 Groundwater Technology, Inc. report.

**ABBREVIATIONS:**

TPH = Total Petroleum Hydrocarbons  
 SPH = Separate Phase Hydrocarbons  
 MTBE = Methyl t-Butyl Ether

# **Analytical Appendix**



Blaine Technical Services 985 Timothy Drive San Jose, CA 95133	Client Proj. ID: Chevron 9-4587/960610-T1 Sample Descript: C3 Matrix: LIQUID Analysis Method: 8015Mod/8020 Lab Number: 9606573-01	Sampled: 06/10/96 Received: 06/11/96  Analyzed: 06/14/96 Reported: 06/19/96
Attention: Jim Keller		


QC Batch Number: GC061496BTEX17B  
Instrument ID: GCHP17

**Total Purgeable Petroleum Hydrocarbons (TPPH) with BTEX and MTBE**

Analyte	Detection Limit ug/L	Sample Results ug/L
TPPH as Gas	50	N.D.
Methyl t-Butyl Ether	2.5	N.D.
Benzene	0.50	N.D.
Toluene	0.50	N.D.
Ethyl Benzene	0.50	N.D.
Xylenes (Total)	0.50	N.D.
Chromatogram Pattern:		
<b>Surrogates</b>	<b>Control Limits %</b>	<b>% Recovery</b>
Trifluorotoluene	70                      130	89

Analytes reported as N.D. were not present above the stated limit of detection.

**SEQUOIA ANALYTICAL - ELAP #1210**



\_\_\_\_\_  
Peggy Penner  
Project Manager





Blaine Technical Services 985 Timothy Drive San Jose, CA 95133	Client Proj. ID: Chevron 9-4587/960610-T1 Sample Descript: C4 Matrix: LIQUID Analysis Method: 8015Mod/8020 Lab Number: 9606573-02	Sampled: 06/10/96 Received: 06/11/96 Analyzed: 06/14/96 Reported: 06/19/96
Attention: Jim Keller		

QC Batch Number: GC061496BTEX17B  
Instrument ID: GCHP17

**Total Purgeable Petroleum Hydrocarbons (TPPH) with BTEX and MTBE**

Analyte	Detection Limit ug/L	Sample Results ug/L
TPPH as Gas	50	N.D.
Methyl t-Butyl Ether	2.5	4.1
Benzene	0.50	N.D.
Toluene	0.50	N.D.
Ethyl Benzene	0.50	N.D.
Xylenes (Total)	0.50	N.D.
Chromatogram Pattern:		
<b>Surrogates</b>	<b>Control Limits %</b>	<b>% Recovery</b>
Trifluorotoluene	70 130	91

Analytes reported as N.D. were not present above the stated limit of detection.

**SEQUOIA ANALYTICAL - ELAP #1210**

  
Peggy Penner  
Project Manager





Blaine Technical Services  
985 Timothy Drive  
San Jose, CA 95133

Client Proj. ID: Chevron 9-4587/960610-T1  
Sample Descript: C5  
Matrix: LIQUID  
Analysis Method: 8015Mod/8020  
Lab Number: 9606573-03

Sampled: 06/10/96  
Received: 06/11/96  
Analyzed: 06/14/96  
Reported: 06/19/96

Attention: Jim Keller

QC Batch Number: GC061496BTEX17B  
Instrument ID: GCHP17

**Total Purgeable Petroleum Hydrocarbons (TPPH) with BTEX and MTBE**

Analyte	Detection Limit ug/L	Sample Results ug/L
TPPH as Gas	50	N.D.
Methyl t-Butyl Ether	2.5	3.9
Benzene	0.50	N.D.
Toluene	0.50	N.D.
Ethyl Benzene	0.50	N.D.
Xylenes (Total)	0.50	N.D.
Chromatogram Pattern:		
<b>Surrogates</b>	<b>Control Limits %</b>	<b>% Recovery</b>
Trifluorotoluene	70 130	91

Analytes reported as N.D. were not present above the stated limit of detection.

**SEQUOIA ANALYTICAL** - ELAP #1210

  
Peggy Fenner  
Project Manager





Blaine Technical Services 985 Timothy Drive San Jose, CA 95133 Attention: Jim Keller	Client Proj. ID: Chevron 9-4587/960610-T1 Sample Descript: C6 Matrix: LIQUID Analysis Method: 8015Mod/8020 Lab Number: 9606573-04	Sampled: 06/10/96 Received: 06/11/96 Analyzed: 06/14/96 Reported: 06/19/96
---	---	---

QC Batch Number: GC061496BTEX17B  
Instrument ID: GCHP17

**Total Purgeable Petroleum Hydrocarbons (TPPH) with BTEX and MTBE**

Analyte	Detection Limit ug/L	Sample Results ug/L
TPPH as Gas	50	N.D.
Methyl t-Butyl Ether	2.5	N.D.
Benzene	0.50	N.D.
Toluene	0.50	N.D.
Ethyl Benzene	0.50	N.D.
Xylenes (Total)	0.50	N.D.
Chromatogram Pattern:		
<b>Surrogates</b>	<b>Control Limits %</b>	<b>% Recovery</b>
Trifluorotoluene	70 130	88

Analytes reported as N.D. were not present above the stated limit of detection.

**SEQUOIA ANALYTICAL - ELAP #1210**

Peggy Penner  
Project Manager





Blaine Technical Services 985 Timothy Drive San Jose, CA 95133	Client Proj. ID: Chevron 9-4587/960610-T1 Sample Descript: C7 Matrix: LIQUID Analysis Method: 8015Mod/8020 Lab Number: 9606573-05	Sampled: 06/10/96 Received: 06/11/96 Analyzed: 06/14/96 Reported: 06/19/96
Attention: Jim Keller		


QC Batch Number: GC061496BTEX17B  
Instrument ID: GCHP17

**Total Purgeable Petroleum Hydrocarbons (TPPH) with BTEX and MTBE**

Analyte	Detection Limit ug/L	Sample Results ug/L
TPPH as Gas	50	N.D.
Methyl t-Butyl Ether	2.5	N.D.
Benzene	0.50	N.D.
Toluene	0.50	N.D.
Ethyl Benzene	0.50	N.D.
Xylenes (Total)	0.50	N.D.
Chromatogram Pattern:		
<b>Surrogates</b>	<b>Control Limits %</b>	<b>% Recovery</b>
Trifluorotoluene	70 130	82

Analytes reported as N.D. were not present above the stated limit of detection.

**SEQUOIA ANALYTICAL - ELAP #1210**



\_\_\_\_\_  
Peggy Penner  
Project Manager





Blaine Technical Services 985 Timothy Drive San Jose, CA 95133 Attention: Jim Keller	Client Proj. ID: Chevron 9-4587/960610-T1 Sample Descript: CR1 Matrix: LIQUID Analysis Method: 8015Mod/8020 Lab Number: 9606573-06	Sampled: 06/10/96 Received: 06/11/96 Analyzed: 06/17/96 Reported: 06/19/96
---	--	---

QC Batch Number: GC061796BTEX17A  
Instrument ID: GCHP17

**Total Purgeable Petroleum Hydrocarbons (TPPH) with BTEX and MTBE**

Analyte	Detection Limit ug/L	Sample Results ug/L
TPPH as Gas	125	1100
Methyl t-Butyl Ether	6.2	54
Benzene	1.2	38
Toluene	1.2	30
Ethyl Benzene	1.2	9.7
Xylenes (Total)	1.2	190
Chromatogram Pattern:		Gas
Surrogates	Control Limits %	% Recovery
Trifluorotoluene	70 130	105

Analytes reported as N.D. were not present above the stated limit of detection.

**SEQUOIA ANALYTICAL** - ELAP #1210

  
Peggy Penner  
Project Manager







Blaine Technical Services  
985 Timothy Drive  
San Jose, CA 95133

Attention: Jim Keller

Client Proj. ID: Chevron 9-4587/960610-T1  
Sample Descript: TB  
Matrix: LIQUID  
Analysis Method: 8015Mod/8020  
Lab Number: 9606573-07

Sampled: 06/10/96  
Received: 06/11/96  
Analyzed: 06/14/96  
Reported: 06/19/96


QC Batch Number: GC061496BTEX17B  
Instrument ID: GCHP17

**Total Purgeable Petroleum Hydrocarbons (TPPH) with BTEX and MTBE**

Analyte	Detection Limit ug/L	Sample Results ug/L
TPPH as Gas	50	N.D.
Methyl t-Butyl Ether	2.5	N.D.
Benzene	0.50	N.D.
Toluene	0.50	N.D.
Ethyl Benzene	0.50	N.D.
Xylenes (Total)	0.50	N.D.
Chromatogram Pattern:		
<b>Surrogates</b>	<b>Control Limits %</b>	<b>% Recovery</b>
Trifluorotoluene	70 130	87

Analytes reported as N.D. were not present above the stated limit of detection.

**SEQUOIA ANALYTICAL - ELAP #1210**



Peggy Penner  
Project Manager





**Sequoia  
Analytical**

680 Chesapeake Drive  
404 N. Wiget Lane  
819 Striker Avenue, Suite 8

Redwood City, CA 94063  
Walnut Creek, CA 94598  
Sacramento, CA 95834

(415) 364-9600  
(510) 988-9600  
(916) 921-9600

FAX (415) 364-9233  
FAX (510) 988-9673  
FAX (916) 921-0100

Blaine Technical Services  
985 Timothy Drive  
San Jose, CA 95133  
Attention: Jim Keller

Client Proj. ID: Chevron 9-4587/960610-T1

Lab Proj. ID: 9606573

Received: 06/11/96

Reported: 06/19/96

### LABORATORY NARRATIVE

TPPH Note: Sample 9606573-06 was diluted 2.5-fold.

**SEQUOIA ANALYTICAL**

  
Peggy Fenner  
Project Manager





Blaine Tech Services, Inc.  
985 Timothy Drive  
San Jose, CA 95133  
Attention: Jim Keller

Client Project ID: Chevron 9-4587 / 960610-T1  
Matrix: Liquid

Work Order #: 9606573 -01-05, 07

Reported: Jun 21, 1996

**QUALITY CONTROL DATA REPORT**

Analyte:	Benzene	Toluene	Ethyl Benzene	Xylenes
QC Batch#:	GC061496BTEX17B	GC061496BTEX17B	GC061496BTEX17B	GC061496BTEX17B
Analy. Method:	EPA 8020	EPA 8020	EPA 8020	EPA 8020
Prep. Method:	EPA 5030	EPA 5030	EPA 5030	EPA 5030

Analyst:	J. Woo	J. Woo	J. Woo	J. Woo
MS/MSD #:	960636403	960636403	960636403	960636403
Sample Conc.:	N.D.	N.D.	N.D.	N.D.
Prepared Date:	6/14/96	6/14/96	6/14/96	6/14/96
Analyzed Date:	6/14/96	6/14/96	6/14/96	6/14/96
Instrument I.D.#:	GCHP17	GCHP17	GCHP17	GCHP17
Conc. Spiked:	10 µg/L	10 µg/L	10 µg/L	30 µg/L
Result:	10	10	10	30
MS % Recovery:	100	100	100	100
Dup. Result:	9.3	9.1	9.3	27
MSD % Recov.:	93	91	93	90
RPD:	7.3	9.4	7.3	11
RPD Limit:	0-25	0-25	0-25	0-25

LCS #:	BLK061496	BLK061496	BLK061496	BLK061496
Prepared Date:	6/14/96	6/14/96	6/14/96	6/14/96
Analyzed Date:	6/14/96	6/14/96	6/14/96	6/14/96
Instrument I.D.#:	GCHP17	GCHP17	GCHP17	GCHP17
Conc. Spiked:	10 µg/L	10 µg/L	10 µg/L	30 µg/L
LCS Result:	10	10	10	31
LCS % Recov.:	100	100	100	103

MS/MSD	60-140	60-140	60-140	60-140
LCS	70-130	70-130	70-130	70-130
Control Limits				

SEQUOIA ANALYTICAL

Peggy Penner  
Project Manager

Please Note:

The LCS is a control sample of known, interferent-free matrix that is analyzed using the same reagents, preparation, and analytical methods employed for the samples. The matrix spike is an aliquot of sample fortified with known quantities of specific compounds and subjected to the entire analytical procedure. If the recovery of analytes from the matrix spike does not fall within specified control limits due to matrix interference, the LCS recovery is to be used to validate the batch.

\*\* MS=Matrix Spike, MSD=MS Duplicate, RPD=Relative % Difference

9606573.BLA <1>





Blaine Tech Services, Inc.  
985 Timothy Drive  
San Jose, CA 95133  
Attention: Jim Keller

Client Project ID: Chevron 9-4587 / 960610-T1  
Matrix: Liquid

Work Order #: 9606573-06

Reported: Jun 21, 1996

**QUALITY CONTROL DATA REPORT**

Analyte:	Benzene	Toluene	Ethyl Benzene	Xylenes
QC Batch#:	GC061796BTEX17A	GC061796BTEX17A	GC061796BTEX17A	GC061796BTEX17A
Analy. Method:	EPA 8020	EPA 8020	EPA 8020	EPA 8020
Prep. Method:	EPA 5030	EPA 5030	EPA 5030	EPA 5030

Analyst:	J. Woo	J. Woo	J. Woo	J. Woo
MS/MSD #:	960636406	960636406	960636406	960636406
Sample Conc.:	N.D.	N.D.	N.D.	N.D.
Prepared Date:	6/17/96	6/17/96	6/17/96	6/17/96
Analyzed Date:	6/17/96	6/17/96	6/17/96	6/17/96
Instrument I.D.#:	GCHP17	GCHP17	GCHP17	GCHP17
Conc. Spiked:	10 µg/L	10 µg/L	10 µg/L	30 µg/L
Result:	11	10	10	30
MS % Recovery:	110	100	100	100
Dup. Result:	12	11	11	32
MSD % Recov.:	120	110	110	107
RPD:	8.7	9.5	9.5	6.5
RPD Limit:	0-25	0-25	0-25	0-25

LCS #:	BLK061796	BLK061796	BLK061796	BLK061796
Prepared Date:	6/17/96	6/17/96	6/17/96	6/17/96
Analyzed Date:	6/17/96	6/17/96	6/17/96	6/17/96
Instrument I.D.#:	GCHP17	GCHP17	GCHP17	GCHP17
Conc. Spiked:	10 µg/L	10 µg/L	10 µg/L	30 µg/L
LCS Result:	10	10	10	31
LCS % Recov.:	100	100	100	103

MS/MSD	60-140	60-140	60-140	60-140
LCS	70-130	70-130	70-130	70-130
Control Limits				

SEQUOIA ANALYTICAL

Peggy Fenner  
Project Manager

**Please Note:**

The LCS is a control sample of known, interferent-free matrix that is analyzed using the same reagents, preparation, and analytical methods employed for the samples. The matrix spike is an aliquot of sample fortified with known quantities of specific compounds and subjected to the entire analytical procedure. If the recovery of analytes from the matrix spike does not fall within specified control limits due to matrix interference, the LCS recovery is to be used to validate the batch.

\*\* MS= Matrix Spike, MSD= MS Duplicate, RPD= Relative % Difference

9606573.BLA <2>



Chevron U.S.A. Inc.  
P.O. BOX 5004  
San Ramon, CA 94583  
FAX (415)842-9591

Chevron Facility Number 9-4587  
Facility Address 609 Oak St., Oakland, CA  
Consultant Project Number 9606573  
Consultant Name Blaine Tech Services, Inc.  
Address 985 Timothy Dr., San Jose, CA 95133  
Project Contact (Name) Jim Keller  
(Phone) 408 995-5535 (Fax Number) 408 293-8773

Chevron Contact (Name) Phil Briggs  
(Phone) (510) 842-9136  
Laboratory Name SEQUOIA  
Laboratory Release Number 2172490  
Samples Collected by (Name) Mike Tol  
Collection Date 6-10-96  
Signature [Signature]

Sample Number	Lab Sample Number	Number of Containers	Matrix S = Soil W = Water A = Air C = Charcoal	Type G = Grab C = Composite D = Discrete	Time	Sample Preservation	Iced (Yes or No)	Analytes To Be Performed																		
								BTEX + TPH GAS (8020 + 8015)	TPH Diesel (8015)	Oil and Grease (5520)	Purgeable Halocarbons (8010)	Purgeable Aromatics (8020)	Purgeable Organics (8240)	Extractable Organics (8270)	Metals Cd, Cr, Pb, Zn, Ni (ICAP or AA)	MTBE										
C2	1 A-C	3	W		1050	HCL	Y	X																		
C4	2	3	W		1030	ACL	Y	X																		
C5	3	3	W		1010	HCL	Y	X																		
C6	4	3	W		9:50	HCL	Y	X																		
C7	5	3	W		9:25	HCL	Y	X																		
C8	6	3	W		1110	HCL	Y	X																		
TB	7 A-B	2	W			HCL	Y	X																		

DO NOT BILL  
FOR TB-LB

Remarks

Relinquished By (Signature) <u>[Signature]</u>	Organization <u>BTS</u>	Date/Time <u>6/11/96 1000</u>	Received By (Signature) <u>[Signature]</u>	Organization <u>SEQ</u>	Date/Time <u>6/11/96 1000</u>
Relinquished By (Signature) <u>[Signature]</u>	Organization <u>SEQ</u>	Date/Time <u>6/11/96</u>	Received By (Signature) <u>[Signature]</u>	Organization	Date/Time
Relinquished By (Signature)	Organization	Date/Time	Received For Laboratory By (Signature) <u>[Signature]</u>		Date/Time <u>6/11/96 1103 AM</u>

Turn Around Time (Circle Choice)  
24 Hrs.  
48 Hrs.  
5 Days  
10 Days  
As Contracted

# **Field Data Sheets**



# CHEVRON WELL MONITORING DATA SHEET

Project #: <u>900610-T1</u>	Station #: <u>9-4587</u>
Sampler: <u>MT</u>	Start Date: <u>6/10</u>
Well I.D.: <u>C1</u>	Well Diameter: (circle one) 2 3 4 6 <u>    </u>
Total Well Depth: Before                      After	Depth to Water: Before                      After
Depth to Free Product:	Thickness of Free Product (feet):
Measurements referenced to: <u>PVC</u> Grade      Other:	

Well Diameter	VCF	Well Diameter	VCF
1"	0.04	6"	1.47
2"	0.16	8"	2.61
3"	0.37	10"	4.08
4"	0.65	12"	5.87
5"	1.02	16"	10.43

_____ X _____	Specified Volumes	=	_____ gallons
1 Case Volume			

Purging: Bailer Disposable Bailer Middleburg Electric Submersible Extraction Pump Other _____	Sampling: Bailer Disposable Bailer Extraction Port Other _____
--	---

TIME	TEMP. (F)	pH	COND.	TURBIDITY:	VOLUME REMOVED:	OBSERVATIONS:
						* Well full of silt, I double checked my measurements w/ history & current gauging. looks like about 4 feet of silt & muck have filled the casing to water level.
						* It might be a broken casing there has been construction

Did Well Dewater?      If yes, gals.      Gallons Actually Evacuated: 0

Sampling Time: \_\_\_\_\_      Sampling Date: \_\_\_\_\_ on site.

Sample I.D.: \_\_\_\_\_      Laboratory: \_\_\_\_\_

Analyzed for: TPH-G    BTEX    TPH-D    OTHER:  
(Circle)

Duplicate I.D.: \_\_\_\_\_      Cleaning Blank I.D.: \_\_\_\_\_

Analyzed for: TPH-G    BTEX    TPH-D    OTHER:  
(Circle)



# CHEVRON WELL MONITORING DATA SHEET

Project #: <u>966610-T1</u>	Station #: <u>9-4587</u>
Sampler: <u>MT</u>	Start Date: <u>6/10</u>
Well I.D.: <u>C2</u>	Well Diameter: (circle one) 2 <u>3</u> 4 6
Total Well Depth: Before <u>8.20</u> After	Depth to Water: Before <u>7.84</u> After
Depth to Free Product:	Thickness of Free Product (feet):
Measurements referenced to: <u>FVC</u>	Grade Other:

Well Diameter	VCF	Well Diameter	VCF
1"	0.04	6"	1.47
2"	0.16	8"	2.61
3"	0.37	10"	4.08
4"	0.65	12"	5.87
5"	1.02	16"	10.43

_____ X _____	=	_____ gallons
1 Case Volume	Specified Volumes	

Purging: Bailer Disposable Bailer Middleburg Electric Submersible Extraction Pump Other _____	Sampling: Bailer Disposable Bailer Extraction Port Other _____
--	---

TIME	TEMP. (F)	pH	COND.	TURBIDITY:	VOLUME REMOVED:	OBSERVATIONS:
						<u>INSUFFICIENT water to sample</u>
						<u>* less than a 1/2 a foot of water</u>

Did Well Dewater?	If yes, gals.	Gallons Actually Evacuated:
Sampling Time:	Sampling Date:	
Sample I.D.:	Laboratory:	
Analyzed for: (Circle) TPH-G BTEX TPH-D OTHER:		
Duplicate I.D.:	Cleaning Blank I.D.:	
Analyzed for: (Circle) TPH-G BTEX TPH-D OTHER:		

# CHEVRON WELL MONITORING DATA SHEET

Project #: <u>960610-T1</u>		Station #: <u>9-4587</u>	
Sampler: <u>MT</u>		Start Date: <u>6/10</u>	
Well I.D.: <u>C3</u>		Well Diameter: (circle one) <del>2</del> <u>4</u> 6	
Total Well Depth: Before <u>8.48</u> After		Depth to Water: Before <u>8.25</u> After	
Depth to Free Product:		Thickness of Free Product (feet):	
Measurements referenced to: <u>EVO</u> Grade Other:			

Well Diameter	VCF	Well Diameter	VCF
1"	0.04	6"	1.47
2"	0.16	8"	2.61
3"	0.37	10"	4.08
4"	0.65	12"	5.87
5"	1.02	16"	10.43

<u>3.8</u>	x	<u>3</u>	=	<u>11.4</u>
1 Case Volume		Specified Volumes		gallons

Purging: Bailer Disposable Bailer <del>X</del> Middleburg Electric Submersible <del>X</del> Extraction Pump Other _____	Sampling: Bailer Disposable Bailer <del>X</del> Extraction Port Other _____
--	--

TIME	TEMP. (F)	PH	COND.	TURBIDITY:	VOLUME REMOVED:	OBSERVATIONS:
10:42	69.0	6.7	580	-	4	
10:43	68.9	6.8	550	-	8	
10:44	67.1	6.8	520	-	11.5	

Did Well Dewater? NO If yes, gals. Gallons Actually Evacuated: 11.5

Sampling Time: 10:50 Sampling Date: 6/10

Sample I.D.: C3 Laboratory: SEQ

Analyzed for: TPH-G BTEX (Circle) TPH-D OTHER: MTBE

Duplicate I.D.: Cleaning Blank I.D.:

Analyzed for: TPH-G BTEX TPH-D OTHER: (Circle)

# CHEVRON WELL MONITORING DATA SHEET

Project #: <u>960600-TL</u>	Station #: <u>9-4587</u>
Sampler: <u>AKT</u>	Start Date: <u>6/10</u>
Well I.D.: <u>C4</u>	Well Diameter: (circle one) <u>2</u> 3 4 6
Total Well Depth: Before <u>29.08</u> After	Depth to Water: Before <u>9.30</u> After
Depth to Free Product:	Thickness of Free Product (feet):
Measurements referenced to: <u>PVC</u>	Grade Other:

Well Diameter	VCF	Well Diameter	VCF
1"	0.04	6"	1.47
2"	0.16	8"	2.61
3"	0.37	10"	4.08
4"	0.65	12"	5.87
5"	1.02	16"	10.43

<u>3.2</u>	x	<u>3</u>	=	<u>9.6</u>
1 Case Volume		Specified Volumes		gallons

Purging: Bailer Disposable Bailer <input checked="" type="checkbox"/> Middleburg Electric Submersible Extraction Pump Other _____	Sampling: Bailer Disposable Bailer <input checked="" type="checkbox"/> Extraction Port Other _____
--	---

TIME	TEMP. (F)	pH	COND.	TURBIDITY:	VOLUME REMOVED:	OBSERVATIONS:
10:17	69.1	6.8	600	—	3.25	
10:21	68.7	6.8	580	—	6.5	
10:25	68.0	6.8	560	—	9.75	

Did Well Dewater? NO If yes, gals. Gallons Actually Evacuated: 9.75

Sampling Time: <u>10:30</u>	Sampling Date: <u>6/10</u>
Sample I.D.: <u>C4</u>	Laboratory: <u>SEQ</u>
Analyzed for: <u>TPH-G BTEX</u> TPH-D OTHER: <u>MTBE</u> (Circle)	
Duplicate I.D.:	Cleaning Blank I.D.:
Analyzed for: <u>TPH-G BTEX</u> TPH-D OTHER: (Circle)	

# CHEVRON WELL MONITORING DATA SHEET

Project #: <u>96060-T1</u>		Station #: <u>9-4587</u>	
Sampler: <u>MT</u>		Start Date: <u>6/10</u>	
Well I.D.: <u>C5</u>		Well Diameter: (circle one) <u>2</u> 3 4 6	
Total Well Depth:		Depth to Water:	
Before <u>23.90</u>	After	Before <u>8.30</u>	After
Depth to Free Product:		Thickness of Free Product (feet):	
Measurements referenced to: <u>PVC</u> Grade Other:			

Well Diameter	VCF	Well Diameter	VCF
1"	0.04	6"	1.47
2"	0.16	8"	2.61
3"	0.37	10"	4.08
4"	0.65	12"	5.87
5"	1.02	16"	10.43

<u>3.3</u>	x	<u>3</u>	=	<u>9.9</u>	gallons
1 Case Volume		Specified Volumes			

Purging: Bailer Disposable Bailer <input checked="" type="checkbox"/> Middleburg Electric Submersible Extraction Pump Other _____	Sampling: Bailer Disposable Bailer <input checked="" type="checkbox"/> Extraction Port Other _____
--	---

TIME	TEMP. (F)	pH	COND.	TURBIDITY:	VOLUME REMOVED:	OBSERVATIONS:
<u>9:55</u>	<u>67.7</u>	<u>7.0</u>	<u>610</u>	<u>-</u>	<u>3.5</u>	
<u>9:59</u>	<u>67.6</u>	<u>7.0</u>	<u>600</u>	<u>-</u>	<u>7</u>	
<u>10:03</u>	<u>67.5</u>	<u>7.0</u>	<u>600</u>	<u>-</u>	<u>10</u>	

Did Well Dewater? NO If yes, gals. Gallons Actually Evacuated: 10

Sampling Time: 10:10 Sampling Date: 6/10

Sample I.D.: C5 Laboratory: SFQ

Analyzed for: TPH-G BTEX TPH-D OTHER: MTBE  
 (Circle)

Duplicate I.D.: Cleaning Blank I.D.:

Analyzed for: TPH-G BTEX TPH-D OTHER:  
 (Circle)

# CHEVRON WELL MONITORING DATA SHEET

Project #: <u>960610-T1</u>	Station #: <u>9-4587</u>
Sampler: <u>MT</u>	Start Date: <u>6/10</u>
Well I.D.: <u>C6</u>	Well Diameter: (circle one) <u>2</u> 3 4 6
Total Well Depth: Before <u>29.64</u> After	Depth to Water: Before <u>8.18</u> After
Depth to Free Product:	Thickness of Free Product (feet):
Measurements referenced to: <u>FVC</u>	Grade Other:

Well Diameter	VCF	Well Diameter	VCF
1"	0.04	6"	1.47
2"	0.16	8"	2.61
3"	0.37	10"	4.08
4"	0.65	12"	5.87
5"	1.02	16"	10.43

<u>3.3</u>	x	<u>3</u>	=	<u>9.9</u>	gallons
1 Case Volume		Specified Volumes			

Purging: Bailer Disposable Bailer <input checked="" type="checkbox"/> Middleburg Electric Submersible Extraction Pump Other _____	Sampling: Bailer Disposable Bailer <input checked="" type="checkbox"/> Extraction Port Other _____
--	---

TIME	TEMP. (F)	pH	COND.	TURBIDITY:	VOLUME REMOVED:	OBSERVATIONS:
9:36	66.1	7.1	630	—	3.5	
9:39	65.2	7.2	610	—	7	
9:44	65.0	7.1	610	—	10	

Did Well Dewater? NO If yes, gals. Gallons Actually Evacuated: 10

Sampling Time: 9:50 Sampling Date: 6/10

Sample I.D.: C6 Laboratory: SELQ

Analyzed for: TPH-G BTEX TPH-D OTHER: MTBE  
(Circle)

Duplicate I.D.: Cleaning Blank I.D.:

Analyzed for: TPH-G BTEX TPH-D OTHER:  
(Circle)

# CHEVRON WELL MONITORING DATA SHEET

Project #: <u>960616-T1</u>		Station #: <u>9-4587</u>	
Sampler: <u>ML</u>		Start Date: <u>6/10</u>	
Well I.D.: <u>C7</u>		Well Diameter: (circle one) <u>2</u> 3 4 6	
Total Well Depth: Before <u>12.70</u> After		Depth to Water: Before <u>8.52</u> After	
Depth to Free Product:		Thickness of Free Product (feet):	
Measurements referenced to: <u>EVC</u> Grade Other:			

Well Diameter	VCF	Well Diameter	VCF
1"	0.04	6"	1.47
2"	0.16	8"	2.61
3"	0.37	10"	4.08
4"	0.65	12"	5.87
5"	1.02	16"	10.43

<u>.7</u>	x	<u>3</u>	=	<u>2.1</u>	gallons
1 Case Volume		Specified Volumes			

Purging: Bailer Disposable Bailer <input checked="" type="checkbox"/> Middleburg Electric Submersible Extraction Pump Other _____	Sampling: Bailer Disposable Bailer <input checked="" type="checkbox"/> Extraction Port Other _____
--	---

TIME	TEMP. (F)	pH	COND.	TURBIDITY:	VOLUME REMOVED:	OBSERVATIONS:
9:15	66.8	7.2	520	-	.75	
9:16	65.9	7.2	500	-	1.5	
9:17	64.1	7.2	520	-	2.25	

Did Well Dewater? NO If yes, gals. Gallons Actually Evacuated: 2.25

Sampling Time: 9:25 Sampling Date: 6/10

Sample I.D.: C7 Laboratory: SELQ

Analyzed for: TPH-G BTEX TPH-D OTHER: MTBE  
(Circle)

Duplicate I.D.: Cleaning Blank I.D.:

Analyzed for: TPH-G BTEX TPH-D OTHER:  
(Circle)

# CHEVRON WELL MONITORING DATA SHEET

Project #: 960610-T1	Station #: 9-4587
Sampler: WT	Start Date: 6/10
Well I.D.: CR1	Well Diameter: (circle one) 2 3 4 <u>9</u>
Total Well Depth: Before 27.15 After	Depth to Water: Before 8.15 After
Depth to Free Product:	Thickness of Free Product (feet):
Measurements referenced to: <u>PVC</u>	Grade Other:

Well Diameter	VCF	Well Diameter	VCF
1"	0.04	6"	1.47
2"	0.16	8"	2.61
3"	0.37	10"	4.08
4"	0.65	12"	5.87
5"	1.02	16"	10.43

28.0	x	3	=	84	gallons
1 Case Volume		Specified Volumes			

Purging: Bailer Disposable Bailer Middleburg Electric Submersible <u>X</u> Extraction Pump Other _____	Sampling: Bailer Disposable Bailer <u>X</u> Extraction Port Other _____
---	--

TIME	TEMP. (F)	PH	COND.	TURBIDITY:	VOLUME REMOVED:	OBSERVATIONS:
10:54	70.1	7.1	600	—	28	
10:59	69.6	7.2	620	—	56	
11:05	68.7	7.1	610	—	84	

Did Well Dewater? ND If yes, gals. Gallons Actually Evacuated: 84

Sampling Time: 11:10 Sampling Date: 6/10

Sample I.D.: CR1 Laboratory: SEQ

Analyzed for: TPH-G BTEX TPH-D OTHER: MTBE  
 (Circle)

Duplicate I.D.: Cleaning Blank I.D.:

Analyzed for: TPH-G BTEX TPH-D OTHER:  
 (Circle)