

A Report Prepared for

California Regional Water Quality Control Board  
San Francisco Bay Region  
1111 Jackson Street, Room 6000  
Oakland, California 94607


**REPORT OF SYSTEM MONITORING:  
MARCH 1989  
DEWATERING EFFLUENT TREATMENT SYSTEM  
CHINATOWN REDEVELOPMENT PROJECT AREA  
OAKLAND, CALIFORNIA**

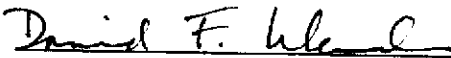
HLA Job No. 9382,018.02

Submitted on behalf of:

City of Oakland Redevelopment Agency  
One City Hall Plaza  
Oakland, California 94612

by

  
\_\_\_\_\_  
Charles E. Myrick  
Project Engineer

  
\_\_\_\_\_  
David F. Leland  
Associate Hydrologist

Harding Lawson Associates  
7655 Redwood Boulevard  
P.O. Box 578  
Novato, California 94948  
415/892-0821

May 1, 1989

TABLE OF CONTENTS

---

LIST OF TABLES.....	iii
I    INTRODUCTION .....	1
II   TREATMENT SYSTEM OPERATION .....	2
III  TREATMENT SYSTEM MONITORING .....	4
A.   Sample Collection and Analysis .....	4
B.   Discharge Limit Exceedences .....	4
IV  RESULTS .....	5

TABLES

Appendix A  LABORATORY ANALYTICAL RESULTS FOR TREATMENT  
            SYSTEM SAMPLES

DISTRIBUTION

LIST OF TABLES

---

Table 1	Treatment System Water Analysis: Influent Samples
Table 2	Treatment System Water Analysis: Intermediate Samples
Table 3	Treatment System Water Analysis: Effluent Samples
Table 4	Treatment System Water Analysis: Blank Samples

## I INTRODUCTION

This report discusses the operation and monitoring of the ground-water treatment system at 10th and Webster streets, Oakland, California from March 1 to March 31, 1989. The system is treating ground water produced from extraction wells located in the area bounded by 9th, 11th, Webster and Franklin streets, in conjunction with dewatering associated with construction of the East Bay Municipal Utility District (EBMUD) administration building to the north of 10th Street and site remediation of the Pacific Renaissance Plaza (PRP) site bounded by 9th, Franklin, and Webster streets and the EBMUD property line approximately 100 feet north of the centerline of 10th Street. The system is designed to remove petroleum hydrocarbons from ground water before the water is discharged to the storm drain.

This report has been prepared by Harding Lawson Associates (HLA) and is submitted in compliance with NPDES Permit CA 0029394, adopted on July 20, 1988, by the California Regional Water Quality Control Board, San Francisco Bay Region (RWQCB). Under the NPDES permit, treatment system discharge limits are 50 parts per billion (ppb) for total petroleum hydrocarbons (TPH) identified as gasoline; 5.6 ppb for lead; 5.0 ppb each for chlorobenzene, 1,2-dichloroethane, 1,2-dichloropropane, trichloroethylene, 1,1,2-trichloroethane, benzene, xylenes, and ethylbenzene; 0.5 ppb for toluene; 0.01 ppb for ethylene dibromide; and 0.0 ppb for total residual chlorine.

## II TREATMENT SYSTEM OPERATION

The ground-water treatment system was installed March 8, 1988, and has been in continuous operation since March 14, 1988. Water is treated by pumping it through four carbon contactors arranged in pairs. Organic compounds in the influent are adsorbed on the carbon. Each pair of contactors is arranged in parallel, and together constitute a module; the two modules are arranged in series. The system is configured so that water from the ground-water extraction wells may be pumped through either module first. The system also comprises a holding tank for influent water, pumps, filters, piping, and instrumentation. Four water sampling ports -- one influent, two intermediate, and one effluent -- enable water samples to be collected throughout the treatment process. The intermediate ports are located between the two modules so the effectiveness of the first pair of contactors in reducing influent concentrations can be monitored. Depending on the configuration of modules, only one of these ports is intermediate in the system at any one time.

As of March 1, six dewatering wells were producing ground water from the EBMUD site. The balance of the ground water treated by the system was produced by extraction wells associated with the PRP site.

Treated effluent is discharged to the storm drain. From March 1 to March 31, 1989, total discharge of the system was 855,000 gallons, based on an estimated flow of 6.0 gpm from the extraction wells on the EBMUD site for the entire month, and a measured flow of 17.1 gpm from the extraction wells in the biotreatment system from March 8 to March 31. The flow totalizing meter on the discharge line of the carbon adsorption unit malfunctioned during March and could not be used to measure the total treatment system effluent for the month.

Throughout the month, a floating residential swimming pool type chlorinator was deployed in the holding tank to retard algal growth in the treatment system.

### III TREATMENT SYSTEM MONITORING

#### A. Sample Collection and Analysis

During this reporting period, treatment system samples were collected on March 10 from the influent, intermediate, and effluent sampling ports. A field blank was submitted with the samples collected.

All treatment system samples collected were analyzed by Pace Laboratories, Novato, California, a California-certified laboratory. The samples and blank were analyzed for halogenated organics by EPA Test Method 8010. Influent, effluent and blank samples were analyzed for TPH as gasoline using EPA Test Method 8015 and for aromatic organics by EPA Test Method 8020. Influent and effluent samples were analyzed for ethylene dibromide by EPA Test Method 504, for residual chlorine by Standard Method 408E, and for dissolved oxygen by EPA Test Method 360.2.

Results of analyses of samples collected November 23, 1988 through March 10, 1989 are summarized in Tables 1 through 4. Only analytical results for samples collected in March are discussed in this report. Laboratory reports for treatment system samples collected on March 10 are presented in Appendix A.

#### B. Discharge Limit Exceedences

There were no exceedences of permitted effluent discharge limits during this reporting period.

#### IV RESULTS

Results of influent, intermediate, and effluent sample analyses for TPH and for EPA Test Method 8010, 8020, 8240 and 504 compounds indicate that on the sampling date, the treatment system removed most individual constituents to below detection levels. 1,1,1-trichloroethane was detected in an effluent sample taken on March 10 at a concentration of 2.4  $\mu\text{g}/\text{l}$ .

In the blank sample submitted March 10, methylene chloride was detected at a concentration of 42  $\mu\text{g}/\text{l}$ , and 1,1,1-trichloroethane was detected at a concentration of 5.9  $\mu\text{g}/\text{l}$ .



TABLE 1. TREATMENT SYSTEM WATER ANALYSIS: INFLUENT SAMPLES

PAGE 1

HLA SAMPLE ID # DATE	88462301 11/23	88473001 11/30	88491201 12/07	88501501 12/15	88512101 12/21	89010501 01/05	89021201 01/12	89060801 02/08	89101101 03/10
TEST METHOD/ COMPOUNDS									
EPA 8020									
Benzene	ND < 0.2	ND < 0.2	ND < 0.2	NT	NT	9.2	NT	ND < 0.2	ND < 0.2
Toluene	ND < 0.2	ND < 0.2	ND < 0.2	NT	NT	6.1	NT	1.1	ND < 0.2
Chlorobenzene	ND < 0.2	ND < 0.2	ND < 0.2	NT	NT	ND < 0.2	NT	ND < 0.2	ND < 0.2
Ethylbenzene	ND < 0.2	ND < 0.2	ND < 0.2	NT	NT	ND < 0.2	NT	ND < 0.2	ND < 0.2
Xylenes	ND < 0.2	ND < 0.2	ND < 0.2	NT	NT	ND < 0.2	NT	ND < 0.2	68
1,2-Dichlorobenzene	ND < 0.2	ND < 0.2	ND < 0.2	NT	NT	ND < 0.2	NT	ND < 0.2	ND < 0.2
All other 8020 compounds	ND < 0.2	ND < 0.2	ND < 0.2	NT	NT	ND < 0.2	NT	ND < 0.2	ND < 0.2
EPA 8015									
TPH (Gasoline)	60	90	ND < 50	NT	NT	130	NT	ND < 250	340
Diesel	NT	NT	NT	NT	NT	NT	NT	NT	NT
EPA 8010									
1,1-dichloroethene	ND < 0.5	NT	NT	ND < 0.5	ND < 0.5	0.8	ND < 0.5	ND < 0.5	ND < 0.5
Methylene chloride	ND < 0.5	NT	NT	ND < 0.5	ND < 0.5	ND < 0.5	ND < 0.5	6.3	ND < 0.5
1,1-dichloroethane	ND < 0.5	NT	NT	ND < 0.5	ND < 0.5	1.9	0.5	1.2	3.2
Chloroform	1.6	NT	NT	ND < 0.5	1.1	2.1	0.8	1.5	0.7
1,1,1-trichloroethane	ND < 0.5	NT	NT	ND < 0.5	ND < 0.5	ND < 0.5	ND < 0.5	ND < 0.5	1.8
1,2-dichloroethane	ND < 0.5	NT	NT	9.2	4.8	10.5	4.9	8.6	42
Trichloroethene	210	NT	NT	390	112	140	290	420	ND < 0.5
1,2-dichloropropane	ND < 0.5	NT	NT	ND < 0.5	ND < 0.5	ND < 0.5	ND < 0.5	ND < 0.5	ND < 0.5
Tetrachloroethene	ND < 0.5	NT	NT	ND < 0.5	ND < 0.5	1.4	0.4	0.7	ND < 0.5
Chlorobenzene	ND < 0.5	NT	NT	ND < 0.5	ND < 0.5	ND < 0.5	ND < 0.5	ND < 0.5	ND < 0.5
Bromoform	ND < 0.5	NT	NT	ND < 0.5	ND < 0.5	ND < 0.5	ND < 0.5	ND < 0.5	ND < 0.5
1,1,2,2-tetrachloroethane	ND < 0.5	NT	NT	ND < 0.5	ND < 0.5	ND < 0.5	ND < 0.5	ND < 0.5	ND < 0.5
Dibromochloromethane	ND < 0.5	NT	NT	ND < 0.5	ND < 0.5	ND < 0.5	ND < 0.5	ND < 0.5	ND < 0.5
All other 8010 compounds	ND	NT	NT	ND	ND	ND	ND	ND	ND
EPA 8240									
1,1-dichloroethene	NT	0.5	ND < 0.5	NT	NT	NT	NT	NT	NT
Methylene chloride	NT	0.6	0.6	NT	NT	NT	NT	NT	NT
1,1-dichloroethane	NT	1.1	0.7	NT	NT	NT	NT	NT	NT
Chloroform	NT	1.5	0.7	NT	NT	NT	NT	NT	NT
1,2-dichloroethane	NT	9.4	5.8	NT	NT	NT	NT	NT	NT
Benzene	NT	ND < 0.5	ND < 0.5	NT	NT	NT	NT	NT	NT
Trichloroethene	NT	239	91.1	NT	NT	NT	NT	NT	NT
Toluene	NT	ND < 0.5	ND < 0.5	NT	NT	NT	NT	NT	NT
1,1,2-trichloroethane	NT	ND < 0.5	ND < 0.5	NT	NT	NT	NT	NT	NT
Tetrachloroethene	NT	0.6	ND < 0.5	NT	NT	NT	NT	NT	NT
Chlorobenzene	NT	ND < 0.5	ND < 0.5	NT	NT	NT	NT	NT	NT
All other 8240 compounds	NT	ND < 0.5	ND < 0.5	NT	NT	NT	NT	NT	NT
EPA 504									
Ethylene dibromide	0.05	ND < 0.01	0.02	NT	NT	ND < 0.02	NT	0.05	ND < 0.02
Standard Method 408E									
Residual chlorine (mg/l)	ND < 0.01	ND < 0.01	ND < 0.01	NT	NT	ND < 0.01	NT	ND < 0.01	ND < 0.01
EPA 360.2									
Dissolved oxygen (mg/l)	NT	NT	NT	NT	NT	NT	NT	6.6	7.5

ND - Not detected at stated detection limit.

NT - Not Tested.

All results reported in parts per billion (ppb) except where indicated.

TABLE 2. TREATMENT SYSTEM WATER ANALYSIS: INTERMEDIATE SAMPLES

HLA SAMPLE ID #	88462302	88473002	88491202	88501502	88512102	89010502	89021202	89060802	89101102
DATE	11/23	11/30	12/07	12/15	12/21	01/05	01/12	02/08	03/10
TEST METHOD/COMPOUNDS									
EPA 8020									
Benzene	NT	NT	NT	NT	NT	ND < 0.2	NT	NT	NT
Toluene	NT	NT	NT	NT	NT	ND < 0.2	NT	NT	NT
Ethylbenzene	NT	NT	NT	NT	NT	ND < 0.2	NT	NT	NT
Xylenes	NT	NT	NT	NT	NT	ND < 0.2	NT	NT	NT
Chlorobenzene	NT	NT	NT	NT	NT	ND < 0.2	NT	NT	NT
1,3-Dichlorobenzene	NT	NT	NT	NT	NT	ND < 0.2	NT	NT	NT
All other 8020 compounds	NT	NT	NT	NT	NT	ND < 0.2	NT	NT	NT
EPA 8015									
TPH (Gasoline)	NT	NT	NT	NT	NT	ND < 50	NT	NT	NT
Diesel	NT	NT	NT	NT	NT	NT	NT	NT	NT
EPA 8010									
Methylene chloride	ND < 0.5	NT	NT	ND < 0.5	ND < 0.5	ND < 0.5	ND < 0.5	1.5	ND < 0.5
1,1-dichloroethane	ND < 0.5	NT	NT	ND < 0.5	0.6	ND < 0.5	ND < 0.5	1.3	ND < 0.5
Chloroform	2.0	NT	NT	ND < 0.5	1.2	ND < 0.5	ND < 0.5	1.4	ND < 0.5
1,1,1-trichloroethane	ND < 0.5	NT	NT	ND < 0.5	ND < 0.5	ND < 0.5	ND < 0.5	ND < 0.5	2.2
1,2-dichloroethane	4.9	NT	NT	7.1	6.0	3.4	1.4	8.2	ND < 0.5
Trichloroethene	16.1	NT	NT	33.0	ND < 0.5	18.0	16.0	9.7	ND < 0.5
Tetrachloroethene	ND < 0.5	NT	NT	ND < 0.5	ND < 0.5	ND < 0.5	ND < 0.5	ND < 0.5	ND < 0.5
Chlorobenzene	ND < 0.5	NT	NT	ND < 0.5	ND < 0.5	ND < 0.5	ND < 0.5	ND < 0.5	ND < 0.5
Bromoform	ND < 0.5	NT	NT	ND < 0.5	ND < 0.5	ND < 0.5	ND < 0.5	ND < 0.5	ND < 0.5
1,3-dichlorobenzene	ND < 0.5	NT	NT	ND < 0.5	ND < 0.5	ND < 0.5	ND < 0.5	ND < 0.5	ND < 0.5
All other 8010 compounds	ND	NT	NT	ND	ND	ND	ND	ND	ND
EPA 8240									
Methylene chloride	NT	2.0	ND < 0.5	NT	NT	NT	NT	NT	NT
1,1-dichloroethane	NT	1.2	1.5	NT	NT	NT	NT	NT	NT
Chloroform	NT	1.7	1.7	NT	NT	NT	NT	NT	NT
1,2-dichloroethane	NT	9.7	9.4	NT	NT	NT	NT	NT	NT
Trichloroethene	NT	28.3	18.7	NT	NT	NT	NT	NT	NT
Toluene	NT	ND < 0.5	ND < 0.5	NT	NT	NT	NT	NT	NT
1,2-dichlorobenzene	NT	ND < 0.5	ND < 0.5	NT	NT	NT	NT	NT	NT
All other 8240 compounds	NT	ND	ND	NT	NT	NT	NT	NT	NT
EPA 504									
Ethylene dibromide	NT	NT	NT	NT	NT	NT	NT	NT	NT
Residual chlorine									
Residual chlorine (mg/l)	NT	NT	NT	NT	NT	NT	NT	NT	NT

ND - Not detected at stated detection limit.

NT - Not Tested.

All results reported in parts per billion (ppb) except where indicated.

TABLE 3. TREATMENT SYSTEM WATER ANALYSIS: EFFLUENT SAMPLES

PAGE 1

HLA SAMPLE ID #	88462303	88473004	88491204	88501503	88512103	89010504	89021204	89060803	89101103
DATE	11/23	11/30	12/07	12/15	12/21	01/05	01/12	02/08	03/10
TOTAL FLOW (THOUSAND GALLONS)	6510.0	6645.1	6762.0	6830.6	6972.2	7200.0	7310.7	7784.3	8000.0
AVERAGE FLOW (GPM)	10.4	13.4	11.6	6.0	16.4	10.5	11.0	12.2	23.0
TEST METHOD/COMPOUNDS									
EPA 8020									
Benzene	ND < 0.2	ND < 0.2	ND < 0.2	NT	NT	ND < 0.2	NT	ND < 0.2	ND < 0.2
Toluene	ND < 0.2	ND < 0.2	ND < 0.2	NT	NT	ND < 0.2	NT	ND < 0.9	ND < 0.2
Ethylbenzene	ND < 0.2	ND < 0.2	ND < 0.2	NT	NT	ND < 0.2	NT	ND < 0.2	ND < 0.2
Xylenes	ND < 0.2	ND < 0.2	ND < 0.2	NT	NT	ND < 0.2	NT	ND < 0.2	ND < 0.2
Diphenylhydrazine	ND < 0.2	ND < 0.2	ND < 0.2	NT	NT	ND < 0.2	NT	ND < 0.2	ND < 0.2
All other 8020 compounds	ND < 0.2	ND < 0.2	ND < 0.2	NT	NT	ND < 0.2	NT	ND < 0.2	ND < 0.2
EPA 8015									
TPH (Gasoline)	ND < 50	ND < 50	ND < 50	NT	NT	ND < 50	NT	ND < 250	ND < 250
Diesel	NT	NT	NT	NT	NT	NT	NT	NT	NT
EPA 8010									
Dichlorodifluoromethane	ND < 2.0	NT	NT	ND < 2.0	ND < 2.0	ND < 2.0	ND < 2.0	ND < 2.0	ND < 2.0
1,1-dichloroethene	12.3	NT	NT	ND < 0.5	ND < 0.5	ND < 0.5	ND < 0.5	ND < 0.5	ND < 0.5
Methylene chloride	ND < 0.5	NT	NT	ND < 0.5	ND < 0.5	ND < 0.5	ND < 0.5	1.4	ND < 0.5
1,1-dichloroethane	ND < 0.5	NT	NT	ND < 0.5	ND < 0.5	1.0	0.9	1.4	ND < 0.5
Chloroform	ND < 0.5	NT	NT	ND < 0.5	ND < 0.5	1.4	1.0	1.6	ND < 0.5
1,1,1-trichloroethane	4.3	NT	NT	ND < 0.5	ND < 0.5	ND < 0.5	ND < 0.5	ND < 0.5	ND < 2.4
1,2-dichloroethane	2.7	NT	NT	4.3	3.5	6.8	5.3	9.1	ND < 0.5
Trichloroethene	ND < 0.5	NT	NT	ND < 0.5	ND < 0.5	0.8	1.0	2.2	ND < 0.5
Tetrachloroethene	ND < 0.5	NT	NT	ND < 0.5	ND < 0.5	ND < 0.5	ND < 0.5	ND < 0.5	ND < 0.5
All other 8010 compounds	ND	NT	NT	ND	ND	ND	ND	ND	ND
EPA 8240									
Methylene Chloride	NT	1.6	ND < 0.5	NT	NT	NT	NT	NT	NT
1,1-dichloroethane		ND < 0.5	0.8	NT	NT	NT	NT	NT	NT
Chloroform		ND < 0.5	0.8	NT	NT	NT	NT	NT	NT
1,2-dichloroethane	NT	2.2	5.1	NT	NT	NT	NT	NT	NT
Trichloroethene	NT	ND < 0.5	ND < 0.5	NT	NT	NT	NT	NT	NT
Toluene	NT	ND < 0.5	ND < 0.5	NT	NT	NT	NT	NT	NT
All other 8240 compounds	NT	ND	ND	NT	NT	NT	NT	NT	NT
EPA 360.2									
Dissolved oxygen (mg/l)	NT	NT	NT	NT	NT	NT	NT	9.9	8.0
EPA 625									
All compounds	NT	NT	NT	NT	NT	NT	NT	NT	NT
EPA 504									
Ethylene dibromide	ND < 0.01	ND < 0.01	ND < 0.02	NT	NT	ND < 0.02	NT	0.06	ND < 0.02
Standard Method 408E									
Residual chlorine (mg/l)	ND < 0.01	ND < 0.01	ND < 0.01	NT	NT	ND < 0.01	NT	ND < 0.01	ND < 0.01
Lead 7421									
Lead (mg/l)	NT	NT	NT	NT	NT	NT	NT	NT	NT

ND - Not detected at stated detection limit.

NT - Not Tested.

All results reported in parts per billion (ppb) except where indicated.

TABLE 4. TREATMENT SYSTEM WATER ANALYSIS: BLANK SAMPLES

PAGE 1

HLA SAMPLE ID # DATE	88462305 11/23	88473005 11/30	88491205 12/07	88501505 12/15	88512105 12/21	89010505 01/05	89021205 01/12	89060805 02/08	89101105 03/10
TEST METHOD/COMPOUNDS									
EPA 8020									
Benzene	ND < 0.2	ND < 0.2	ND < 0.2	NT	NT	ND < 0.2	NT	ND < 0.2	ND < 0.2
Toluene	ND < 0.2	ND < 0.2	ND < 0.2	NT	NT	ND < 0.2	NT	1.0	ND < 0.2
Ethylbenzene	ND < 0.2	ND < 0.2	ND < 0.2	NT	NT	ND < 0.2	NT	ND < 0.2	ND < 0.2
Xylenes	ND < 0.2	ND < 0.2	ND < 0.2	NT	NT	ND < 0.2	NT	ND < 0.2	ND < 0.2
All other 8020 compounds	ND < 0.2	ND < 0.2	ND < 0.2	NT	NT	ND < 0.2	NT	ND < 0.2	ND < 0.2
TPH									
Gasoline	ND < 50	ND < 50	ND < 50	NT	NT	NT	NT	NT	ND < 250
Diesel	NT	NT	NT	NT	NT	NT	NT	NT	NT
EPA 8010									
Dichlorodifluoromethane	ND < 2.0	NT	NT	ND < 2.0	ND < 2.0	ND < 2.0	ND < 2.0	ND < 2.0	ND < 2.0
1,1-dichloroethene	1.3	NT	NT	ND < 0.5	ND < 0.5	ND < 0.5	ND < 0.5	ND < 0.5	ND < 0.5
Methylene chloride	3.8	NT	NT	13	ND < 0.5	9.6	1.0	2.9	42
1,1,1-trichloroethane	0.7	NT	NT	ND < 0.5	ND < 0.5	ND < 0.5	ND < 0.5	ND < 0.5	5.9
1,2-dichloroethane	ND < 0.5	NT	NT	ND < 0.5	ND < 0.5	ND < 0.5	ND < 0.5	ND < 0.5	ND < 0.5
All other 8010 compounds	ND	NT	NT	ND	ND	ND	ND	ND	ND
EPA 8240									
Toluene	NT	ND < 0.5	ND < 0.5	NT	NT	NT	NT	NT	NT
Methylene Chloride	NT	4.6	25.3	NT	NT	NT	NT	NT	NT
Chloroform	NT	ND < 0.5	ND < 0.5	NT	NT	NT	NT	NT	NT
Diphenylhydrazine	NT	ND < 0.5	ND < 0.5	NT	NT	NT	NT	NT	NT
All other 8240 compounds	NT	ND	ND	NT	NT	NT	NT	NT	NT
EPA 625									
All compounds	NT	NT	NT	NT	NT	NT	NT	NT	NT
EPA 504									
Ethylene dibromide	NT	NT	NT	NT	NT	NT	NT	NT	NT

ND - Not detected at stated detection limit.

NT - Not Tested.

All results reported in parts per billion (ppb) except where indicated.

Appendix A

LABORATORY ANALYTICAL RESULTS FOR  
TREATMENT SYSTEM SAMPLES

Harding Lawson Associates  
200 Rush Landing Road  
Novato, CA 94947

March 29, 1989  
PACE Project Number: 490310.504

Attn: Mr. David Leland

Re: City of Oakland

Date Sample(s) Collected: 03/10/89  
Date Sample(s) Received: 03/10/89

PACE Sample Number:  
Parameter

Units	MDL	71224 89101101	71225 89101102	71226 89101103
-------	-----	-------------------	-------------------	-------------------

INORGANIC ANALYSIS

INDIVIDUAL PARAMETERS

Chlorine, Total Residual	mg/L	0.01	ND	-	ND
Oxygen, Dissolved	mg/L	0.2	7.5	-	8.0

ORGANIC ANALYSIS

INDIVIDUAL PARAMETERS

Petroleum Fuels, Purgeable, as Gasoline (EPA Method 8015, Modified)	mg/L	0.25	0.34	-	ND
--	------	------	------	---	----

HALOGENATED VOLATILE COMPOUNDS EPA 8010

Dichlorodifluoromethane	ug/L	2.0	ND	ND	ND
Chloromethane	ug/L	2.0	ND	ND	ND
Vinyl Chloride	ug/L	2.0	ND	ND	ND
Bromomethane	ug/L	2.0	ND	ND	ND
Chloroethane	ug/L	2.0	ND	ND	ND
Trichlorofluoromethane	ug/L	2.0	ND	ND	ND
1,1-Dichloroethene	ug/L	0.5	ND	ND	ND
Methylene Chloride	ug/L	0.5	ND	ND	ND
trans-1,2-Dichloroethene	ug/L	0.5	ND	ND	ND
1,1-Dichloroethane	ug/L	0.5	3.2	ND	ND
Chloroform	ug/L	0.5	0.65	ND	ND
1,1,1-Trichloroethane (TCA)	ug/L	0.5	1.8	2.2	2.4
Carbon Tetrachloride	ug/L	0.5	ND	ND	ND
1,2-Dichloroethane (EDC)	ug/L	0.5	42	ND	ND
Trichloroethene (TCE)	ug/L	0.5	ND	ND	ND
1,2-Dichloropropane	ug/L	0.5	ND	ND	ND
Bromodichloromethane	ug/L	0.5	ND	ND	ND
2-Chloroethylvinyl ether	ug/L	0.5	ND	ND	ND

MDL Method Detection Limit, Estimated Value  
ND Not detected at or above the MDL.

Mr. David Leland  
Page 2

March 29, 1989  
PACE Project Number: 490310.504

PACE Sample Number: Parameter	Units	MDL	71224 89101101	71225 89101102	71226 89101103
----------------------------------	-------	-----	-------------------	-------------------	-------------------

ORGANIC ANALYSIS

HALOGENATED VOLATILE COMPOUNDS EPA 8010

trans-1,3-Dichloropropene	ug/L	0.5	ND	ND	ND
cis-1,3-Dichloropropene	ug/L	0.5	ND	ND	ND
1,1,2-Trichloroethane	ug/L	0.5	ND	ND	ND
Tetrachloroethene	ug/L	0.5	ND	ND	ND
Dibromochloromethane	ug/L	0.5	ND	ND	ND
Chlorobenzene	ug/L	0.5	ND	ND	ND
Bromoform	ug/L	0.5	ND	ND	ND
1,1,2,2-Tetrachloroethane	ug/L	0.5	ND	ND	ND
1,3-Dichlorobenzene	ug/L	0.5	ND	ND	ND
1,4-Dichlorobenzene	ug/L	0.5	ND	ND	ND
1,2-Dichlorobenzene	ug/L	0.5	ND	ND	ND
Bromochloromethane (Surrogate Recovery)			85%	86%	87%
1,4-Dichlorobutane (Surrogate Recovery)			85%	86%	87%

AROMATIC VOLATILE COMPOUNDS EPA 8020

Benzene	ug/L	0.2	ND	-	ND
Toluene	ug/L	0.2	ND	-	ND
Chlorobenzene	ug/L	0.2	ND	-	ND
Ethylbenzene	ug/L	0.2	ND	-	ND
Xylene	ug/L	0.2	68	-	ND
1,3-Dichlorobenzene	ug/L	0.2	ND	-	ND
1,4-Dichlorobenzene	ug/L	0.2	ND	-	ND
1,2-Dichlorobenzene	ug/L	0.2	ND	-	ND
Fluorobenzene (Surrogate Recovery)			99%	-	98%

1,2-DIBROMOETHANE (EDB) EPA METHOD 504

1,2-Dibromoethane	ug/L	0.02	ND	-	ND
Date extracted			03/14/89	-	03/14/89

MDL Method Detection Limit, Estimated Value  
ND Not detected at or above the MDL.

Mr. David Leland  
Page 3

March 29, 1989  
PACE Project Number: 490310.504

PACE Sample Number: Parameter	Units	MDL	71227 89101104	71228 89101105
----------------------------------	-------	-----	-------------------	-------------------

INORGANIC ANALYSIS

INDIVIDUAL PARAMETERS

Chlorine, Total Residual	mg/L	0.01	ND	-
Oxygen, Dissolved	mg/L	0.2	10.0	-

ORGANIC ANALYSIS

INDIVIDUAL PARAMETERS

Petroleum Fuels, Purgeable, as Gasoline (EPA Method 8015, Modified)	mg/L	0.25	ND	ND
--	------	------	----	----

HALOGENATED VOLATILE COMPOUNDS EPA 8010

Dichlorodifluoromethane	ug/L	2.0	ND	ND
Chloromethane	ug/L	2.0	ND	ND
Vinyl Chloride	ug/L	2.0	ND	ND
Bromomethane	ug/L	2.0	ND	ND
Chloroethane	ug/L	2.0	ND	ND
Trichlorofluoromethane	ug/L	2.0	ND	ND
1,1-Dichloroethene	ug/L	0.5	ND	ND
Methylene Chloride	ug/L	0.5	ND	42
trans-1,2-Dichloroethene	ug/L	0.5	ND	ND
1,1-Dichloroethane	ug/L	0.5	ND	ND
Chloroform	ug/L	0.5	ND	ND
1,1,1-Trichloroethane (TCA)	ug/L	0.5	ND	5.9
Carbon Tetrachloride	ug/L	0.5	ND	ND
1,2-Dichloroethane (EDC)	ug/L	0.5	ND	ND
Trichloroethene (TCE)	ug/L	0.5	ND	ND
1,2-Dichloropropane	ug/L	0.5	ND	ND
Bromodichloromethane	ug/L	0.5	ND	ND
2-Chloroethylvinyl ether	ug/L	0.5	ND	ND
trans-1,3-Dichloropropene	ug/L	0.5	ND	ND
cis-1,3-Dichloropropene	ug/L	0.5	ND	ND
1,1,2-Trichloroethane	ug/L	0.5	ND	ND
Tetrachloroethene	ug/L	0.5	ND	ND
Dibromochloromethane	ug/L	0.5	ND	ND

MDL Method Detection Limit, Estimated Value  
ND Not detected at or above the MDL.



Mr. David Leland  
Page 4

March 29, 1989  
PACE Project Number: 490310.504

PACE Sample Number: Parameter	Units	MDL	71227 89101104	71228 89101105
----------------------------------	-------	-----	-------------------	-------------------

ORGANIC ANALYSIS

HALOGENATED VOLATILE COMPOUNDS EPA 8010

Chlorobenzene	ug/L	0.5	ND	ND
Bromoform	ug/L	0.5	ND	ND
1,1,2,2-Tetrachloroethane	ug/L	0.5	ND	ND
1,3-Dichlorobenzene	ug/L	0.5	ND	ND
1,4-Dichlorobenzene	ug/L	0.5	ND	ND
1,2-Dichlorobenzene	ug/L	0.5	ND	ND
Bromochloromethane (Surrogate Recovery)			86%	85%
1,4-Dichlorobutane (Surrogate Recovery)			82%	79%

AROMATIC VOLATILE COMPOUNDS EPA 8020


Benzene	ug/L	0.2	ND	ND
Toluene	ug/L	0.2	ND	ND
Chlorobenzene	ug/L	0.2	ND	ND
Ethylbenzene	ug/L	0.2	ND	ND
Xylene	ug/L	0.2	ND	ND
1,3-Dichlorobenzene	ug/L	0.2	ND	ND
1,4-Dichlorobenzene	ug/L	0.2	ND	ND
1,2-Dichlorobenzene	ug/L	0.2	ND	ND
Fluorobenzene (Surrogate Recovery)			99%	97%

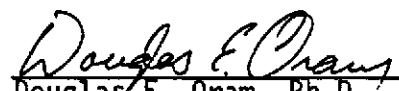
1,2-DIBROMOETHANE (EDB) EPA METHOD 504

1,2-Dibromoethane	ug/L	0.02	ND	-
Date extracted			03/14/89	-

MDL Method Detection Limit, Estimated Value  
ND Not detected at or above the MDL.

Approval:

  
Stephen F. Nackord  
Project Manager for  
PACE Laboratories

  
Douglas E. Oram, Ph.D.  
Technical Reviewer for  
PACE Laboratories



**Harding Lawson Associates**  
 200 Rush Landing Road  
 P.O. Box 6107  
 Novato, California 94948  
 415/892-0821  
 Telecopy: 415/892-1588

# CHAIN OF CUSTODY FORM

190510-504  
 Lab: PAGE

Job Number: 0938202602  
 Name/Location: City of Oakland  
 Project Manager: David Leland

Samplers: Caleb A. Ocansey  
 Recorder: Caleb A. Ocansey  
 (Signature Required)

SOURCE CODE	MATRIX				#CONTAINERS & PRESERV.			SAMPLE NUMBER OR LAB NUMBER			DATE			
	Water	Sediment	Soil	Oil	Unpres.	H <sub>2</sub> SO <sub>4</sub>	HNO <sub>3</sub>	Yr	Wk	Seq	Yr	Mo	Dy	Time
23	X				3	2		89	10	1101	89	03	10	0830
23	X				2			89	10	1102	89	03	10	0900
23	X				3	2		89	10	1103	89	03	10	0930
23	X				3	2		89	10	1104	89	03	10	1000
23	X				2			89	10	1105	89	03	10	1030

STATION DESCRIPTION/NOTES
71224 2V, 12, 1 px, 1 DO
71225 2V
71226 2V, 2L, 1 px, 1 DO
71227 2V, 2L, 1 px, 1 DO
71228 2V
VOAS 6/3
Others 10/4

ANALYSIS REQUESTED										
EPA 601/6010										
EPA 602/6020	X	X								
EPA 624/8240										
EPA 625/8270										
Priority Pllnt. Metals										
Benzene/Toluene/Xylene										
Total Petrol. Hydrocarb.										
EPA 8015										
EPA (SW) EDB										
Total Residual Chlorine										
Dissolved Oxygen										

LAB NUMBER			DEPTH IN FEET	COL MTD CD	QA CODE	MISCELLANEOUS
Yr	Wk	Seq				

CHAIN OF CUSTODY RECORD		
RELINQUISHED BY: (Signature) <u>Caleb A. Ocansey</u>	RECEIVED BY: (Signature)	DATE/TIME
RELINQUISHED BY: (Signature)	RECEIVED BY: (Signature)	DATE/TIME
RELINQUISHED BY: (Signature)	RECEIVED BY: (Signature)	DATE/TIME
RELINQUISHED BY: (Signature)	RECEIVED BY: (Signature)	DATE/TIME
DISPATCHED BY: (Signature)	DATE/TIME	RECEIVED FOR LAB BY: (Signature) <u>3/10/89 6 pm</u>
METHOD OF SHIPMENT		

DISTRIBUTION

REPORT OF SYSTEM MONITORING: MARCH 1989  
DEWATERING EFFLUENT TREATMENT SYSTEM  
CHINATOWN REDEVELOPMENT PROJECT AREA  
OAKLAND, CALIFORNIA  
May 1, 1989

COPY NO. 4

		<u>Copy No.</u>
1 copy:	California Regional Water Quality Control Board San Francisco Bay Region 1111 Jackson Street, Room 6000 Oakland, California 94607  Attention: Mr. Scott Huga Berger	1
2 copies:	City of Oakland Redevelopment Agency One City Hall Plaza Oakland, California 94612  Attention: Mr. Peter Chen	2-3
1 copy:	Alameda County Department of Environmental Health 80 Swan Way, Room 200 Oakland, California 94621  Attention: Mr. Lowell Miller	4

CEM/DFL/CRS/rmc/E8454-R

QUALITY CONTROL REVIEWER



Christopher R. Smith  
Geologist - 4619

Harding Lawson Associates



Transmittal/Memorandum

---

**To:** Alameda County Department of Environmental Health  
80 Swan Way, Room 200  
Oakland, California 94621

Attention: Mr. Lowell Miller

---

**From:** David Leland *DL*  
**Date:** May 2, 1989  
**Subject:** March 1989 Treatment System Monitoring Report  
**Job No.:** 09382,018.02

---

**Remarks:** Please find attached a copy of the "*Report of System Monitoring: March 1989, Dewatering Effluent Treatment System, Chinatown Redevelopment Project Area, Oakland, California*", describing the operations and monitoring of the treatment system located at 10th and Webster Streets in Oakland.

DL:cb/c9a/036

---

**cc:**

Engineering and  
Environmental Services

ALAMEDA COUNTY  
5/6/89  
DEPT. OF ENVIRONMENTAL HEALTH  
HAZARDOUS MATERIALS  
7655 Redwood Blvd., P.O. Box 578, Novato, California 94948 415/892-0821

A Subsidiary of Harding Associates • Offices Nationwide