

RECEIVED

2:55 pm, Oct 04, 2007

Alameda County
Environmental Health



Denis L. Brown

Shell Oil Products US

Jerry Wickham
Alameda County Health Care Services Agency
1131 Harbor Bay Parkway, Suite 250
Alameda, California 94502-6577

HSE – Environmental Services
20945 S. Wilmington Ave.
Carson, CA 90810-1039
Tel (707) 865 0251
Fax (707) 865 2542
Email denis.l.brown@shell.com

Re: Shell-branded Service Station
5755 Broadway
Oakland, California
SAP Code 135699
Incident No. 98995756
ACHCSA Case No. RO-026

Dear Mr. Wickham:

The attached document is provided for your review and comment. Upon information and belief, I declare, under penalty of perjury, that the information contained in the attached document is true and correct.

If you have any questions or concerns, please call me at (707) 865-0251.

Sincerely,

A handwritten signature in black ink, appearing to read "Denis L. Brown", is written over a horizontal line.

Denis L. Brown
Project Manager



**CONESTOGA-ROVERS
& ASSOCIATES**

19449 Riverside Drive, Suite 230, Sonoma, California 95476
Telephone: 707-935-4850 Facsimile: 707-935-6649
www.CRAworld.com

October 3, 2007

Mr. Jerry Wickham
Alameda County Health Care Services Agency
1131 Harbor Bay Parkway, Suite 250
Alameda, California 94502-6577


Re: **Groundwater Monitoring Report – Third Quarter 2007**
Shell-branded Service Station
5755 Broadway
Oakland, California
SAP Code 135699
Incident No. 98995756
ACHCSA Case No. RO-0026

Dear Mr. Wickham:

Conestoga-Rovers and Associates (CRA) prepared this report on behalf of Equilon Enterprises LLC dba Shell Oil Products US (Shell) in accordance with the quarterly reporting requirements of 23 CCR 2652d.

If you have any questions regarding the contents of this document, please call Ana Friel at (707) 268-3812.

Sincerely,
Conestoga-Rovers and Associates



Ana Friel, PG
Project Manager

Enclosure: Groundwater Monitoring Report – Third Quarter 2007

cc: Denis Brown, Shell Oil Products US, 20945 S. Wilmington Ave., Carson, CA 90810
Thrifty Oil Company, c/o Mr. Raymond Fredricksen, PO Box 2128, Santa Fe Springs, CA 90670 (property owner)

Equal
Employment
Opportunity Employer



**CONESTOGA-ROVERS
& ASSOCIATES**

GROUNDWATER MONITORING REPORT – THIRD QUARTER 2007

Site Address	<u>5755 Broadway, Oakland</u>
Site Use	<u>Shell-branded Service Station</u>
Shell Project Manager	<u>Denis Brown</u>
Consultant and Contact Person	<u>CRA, Ana Friel</u>
Lead Agency and Contact	<u>ACHCSA, Jerry Wickham</u>
Agency Case No.	<u>RO 0026</u>
Shell SAP Code	<u>135699</u>
Shell Incident No.	<u>98995756</u>
Date of Most Recent Agency Correspondence	<u>August 9, 2006</u>

Current Quarter's Activities

1. Blaine Tech Services, Inc. (Blaine) gauged and sampled wells according to the established monitoring program for this site.
2. CRA prepared a vicinity map (Figure 1) and a groundwater contour and chemical concentration map (Figure 2). The Blaine report, presenting the analytical data, is included in Attachment A.

Current Quarter's Findings

Groundwater Flow Direction	<u>South-Southwest</u>
Hydraulic Gradient	<u>0.07</u>
Depth to Water	<u>0.81 to 4.30 feet below top of well casing</u>



**CONESTOGA-ROVERS
& ASSOCIATES**

Proposed Activities for Next Quarter

1. Blaine will gauge and sample wells during the second month of the quarter, according to the established monitoring program for this site.

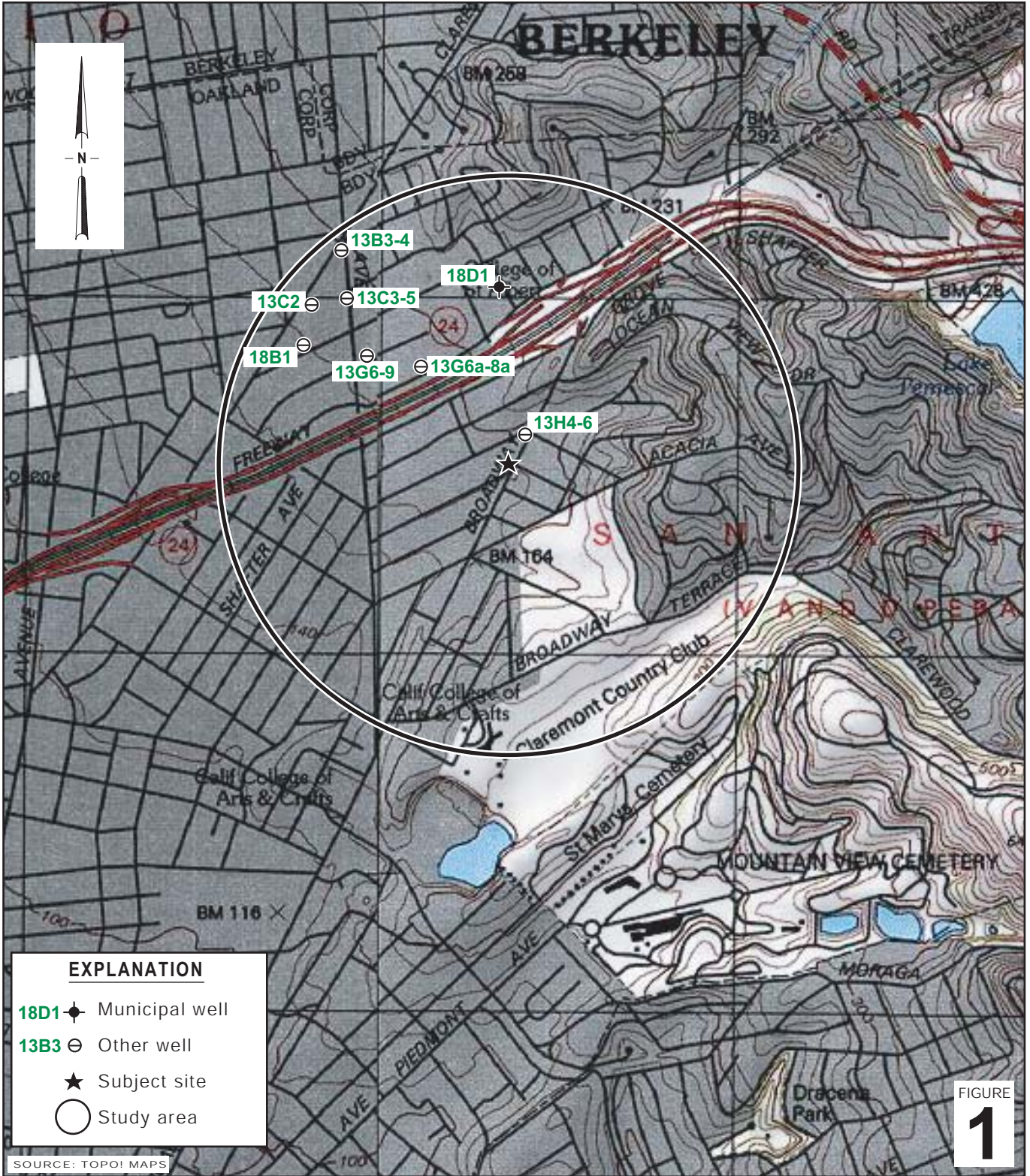
Figures: 1- Vicinity Map
 2- Groundwater Contour and Chemical Concentration Map

Attachments: A - Blaine Tech Services, Inc. - Groundwater Monitoring Report

Conestoga-Rovers and Associates (CRA) prepared this document for use by our client and appropriate regulatory agencies. It is based partially on information available to CRA from outside sources and/or in the public domain, and partially on information supplied by CRA and its subcontractors. CRA makes no warranty or guarantee, expressed or implied, included or intended in this document, with respect to the accuracy of information obtained from these outside sources or the public domain, or any conclusions or recommendations based on information that was not independently verified by CRA. This document represents the best professional judgment of CRA. None of the work performed hereunder constitutes or shall be represented as a legal opinion of any kind or nature.

I:\Sonoma.Shell\Oakland 5755 Broadway\QM\2007\3Q07\3Q07 0483 text.doc

K:\OAKLAND 5755 BROADWAY\FIGURES\VICINITY.AI

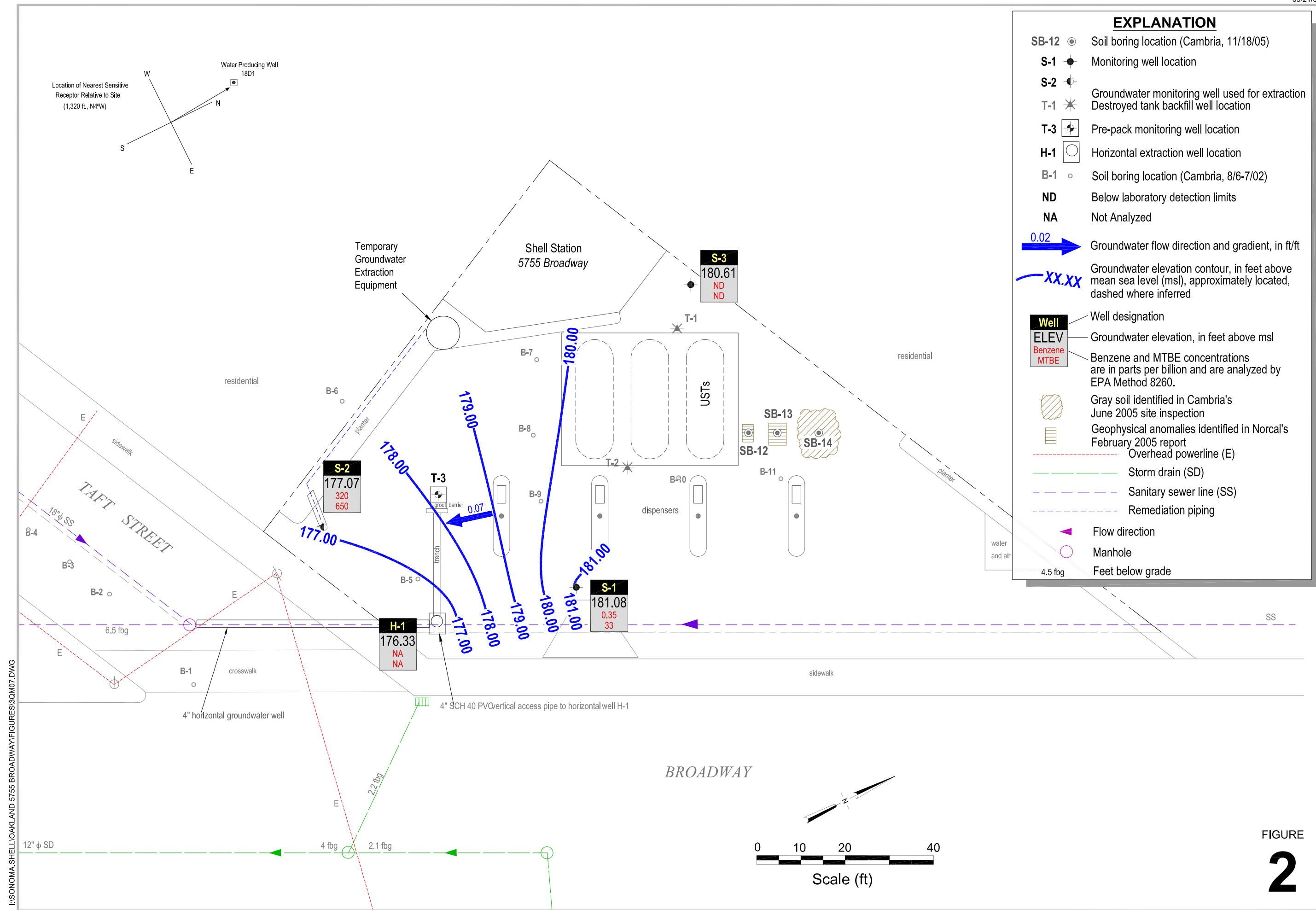
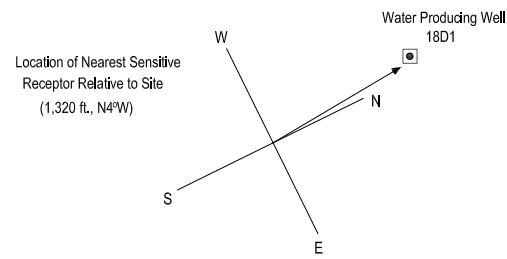


Shell-branded Service Station
 5755 Broadway
 Oakland, California



**CONESTOGA-ROVERS
 & ASSOCIATES**

Vicinity Map



I:\SONOMA-SHELL\OAKLAND 5755 BROADWAY\FIGURES\30M07.DWG

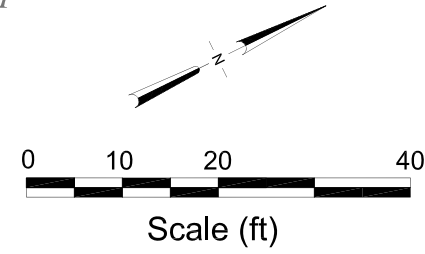


FIGURE 2

Groundwater Contour and Chemical Concentration Map

August 9, 2007



Shell-branded Service Station

5755 Broadway
Oakland, California

Attachment A

**Blaine Tech Services, Inc.
Groundwater Monitoring Report**

BLAINE
TECH SERVICES INC.

GROUNDWATER SAMPLING SPECIALISTS
SINCE 1985

September 14, 2007

Denis Brown
Shell Oil Products US
20945 South Wilmington Avenue
Carson, CA 90810

Third Quarter 2007 Groundwater Monitoring at
Shell-branded Service Station
5755 Broadway
Oakland, CA

Monitoring performed on August 9, 2007

Groundwater Monitoring Report **070809-WW-2**

This report covers the routine monitoring of groundwater wells at this Shell-branded facility. In accordance with standard procedures that conform to Regional Water Quality Control Board requirements, routine field data collection includes depth to water, total well depth, thickness of any separate immiscible layer, water column volume, calculated purge volume (if applicable), elapsed evacuation time (if applicable), total volume of water removed (if applicable), and standard water parameter instrument readings. Sample material is collected, contained, stored, and transported to the laboratory in conformance with EPA standards. Purgewater (if applicable) is, likewise, collected and transported to the Martinez Refining Company.

Basic field information is presented alongside analytical values excerpted from the laboratory report in the cumulative table of **WELL CONCENTRATIONS**. The full analytical report for the most recent samples and the field data sheets are attached to this report.

At a minimum, Blaine Tech Services, Inc. field personnel are certified on completion of a forty-hour Hazardous Materials and Emergency Response training course per 29 CFR 1910.120. Field personnel are also enrolled in annual eight-hour refresher courses.

Blaine Tech Services, Inc. conducts sampling and documentation assignments of this type as an independent third party. Our activities at this site consisted of objective data and sample collection only. No interpretation of analytical results, defining of hydrological conditions or formulation of recommendations was performed.

Please call if you have any questions.

Yours truly,

Mike Ninokata
Project Manager

MN/jn

attachments: Cumulative Table of WELL CONCENTRATIONS
Certified Analytical Report
Field Data Sheets

cc: Ana Friel
Conestoga-Rovers & Associates
19449 Riverside Dr., Suite 230
Sonoma, CA 95476

WELL CONCENTRATIONS
Shell-branded Service Station
5755 Broadway
Oakland, CA

Well ID	Date	TPPH (ug/L)	B (ug/L)	T (ug/L)	E (ug/L)	X (ug/L)	MTBE 8020 (ug/L)	MTBE 8260 (ug/L)	DIPE (ug/L)	ETBE (ug/L)	TAME (ug/L)	TBA (ug/L)	TOC (MSL)	Depth to Water (ft.)	GW Elevation (MSL)	DO Reading (ppm)
S-1	01/25/1991	<30	<0.3	<0.3	<0.3	<0.3	NA	NA	NA	NA	NA	NA	100.00	3.88	96.12	NA
S-1	06/03/1991	<30	<0.3	<0.3	<0.3	<0.3	NA	NA	NA	NA	NA	NA	100.00	3.51	96.49	NA
S-1	08/30/1991	<30	<0.3	<0.3	<0.3	<0.3	NA	NA	NA	NA	NA	NA	100.00	4.24	95.76	NA
S-1	11/22/1991	<30	2.3	<0.46	0.3	<0.65	NA	NA	NA	NA	NA	NA	100.00	4.29	95.71	NA
S-1	03/13/1992	<30	<0.52	<0.3	<0.3	<0.3	NA	NA	NA	NA	NA	NA	100.00	2.87	97.13	NA
S-1	05/28/1992	<50	<0.5	<0.5	<0.5	<0.5	NA	NA	NA	NA	NA	NA	100.00	3.79	96.21	NA
S-1	08/19/1992	<50	<0.5	<0.5	<0.5	<0.5	NA	NA	NA	NA	NA	NA	100.00	4.43	95.57	NA
S-1	11/18/1992	<50	<0.5	<0.5	<0.5	<0.5	NA	NA	NA	NA	NA	NA	100.00	4.34	95.66	NA
S-1	02/10/1993	51	1.4	<0.5	<0.5	<0.5	NA	NA	NA	NA	NA	NA	100.00	4.20	95.80	NA
S-1 (D)	02/10/1993	<50	1.2	<0.5	<0.5	<0.5	NA	NA	NA	NA	NA	NA	100.00	4.20	95.80	NA
S-1	06/11/1993	<50	<0.5	<0.5	<0.5	<0.5	NA	NA	NA	NA	NA	NA	100.00	3.39	96.61	NA
S-1	08/03/1993	<50	<0.5	<0.5	<0.5	<0.5	NA	NA	NA	NA	NA	NA	100.00	3.69	96.31	NA
S-1	11/02/1993	70a	<0.5	<0.5	<0.5	<0.5	NA	NA	NA	NA	NA	NA	100.00	4.26	95.74	NA
S-1	12/16/1993	NA	NA	NA	NA	NA	NA	NA	NA	NA	NA	NA	100.00	2.73	97.27	NA
S-1	02/01/1994	60a	<0.5	<0.5	<0.5	<0.5	NA	NA	NA	NA	NA	NA	100.00	3.38	96.62	NA
S-1	05/04/1994	<50	1.1	<0.5	<0.5	<0.5	NA	NA	NA	NA	NA	NA	100.00	3.00	97.00	NA
S-1	08/18/1994	<50	0.6	<0.5	<0.5	<0.5	NA	NA	NA	NA	NA	NA	100.00	3.70	96.30	NA
S-1 (D)	08/18/1994	60a	0.5	<0.5	<0.5	<0.5	NA	NA	NA	NA	NA	NA	100.00	3.70	96.30	NA
S-1	11/09/1994	<50	4	<0.5	<0.5	<0.5	NA	NA	NA	NA	NA	NA	100.00	2.52	97.48	NA
S-1	02/22/1995	50	0.8	0.7	<0.5	1.3	NA	NA	NA	NA	NA	NA	100.00	4.08	95.92	NA
S-1	05/02/1995	<50	<0.5	<0.5	<0.5	<0.5	NA	NA	NA	NA	NA	NA	100.00	2.58	97.42	NA
S-1	08/30/1995	<50	1.7	<0.5	<0.5	<0.5	NA	NA	NA	NA	NA	NA	100.00	3.48	96.52	NA
S-1	11/28/1995	<50	<0.5	<0.5	<0.5	<0.5	NA	NA	NA	NA	NA	NA	100.00	3.99	96.01	NA
S-1	02/02/1996	<50	11	<0.5	0.9	<0.5	NA	NA	NA	NA	NA	NA	100.00	2.00	98.00	NA
S-1	03/09/1996	<50	<0.5	<0.5	<0.5	<0.5	NA	NA	NA	NA	NA	NA	100.00	3.38	99.62	NA
S-1	08/22/1996	<50	1.5	<0.5	<0.5	<0.5	130	NA	NA	NA	NA	NA	100.00	3.43	96.57	NA
S-1	11/07/1996	<50	<0.5	<0.5	<0.5	<0.5	57	NA	NA	NA	NA	NA	100.00	3.70	96.30	4.33
S-1	02/20/1997	<50	0.64	<0.50	<0.50	1.6	6.5	NA	NA	NA	NA	NA	100.00	3.60	96.40	2

WELL CONCENTRATIONS
Shell-branded Service Station
5755 Broadway
Oakland, CA

Well ID	Date	TPPH (ug/L)	B (ug/L)	T (ug/L)	E (ug/L)	X (ug/L)	MTBE 8020 (ug/L)	MTBE 8260 (ug/L)	DIPE (ug/L)	ETBE (ug/L)	TAME (ug/L)	TBA (ug/L)	TOC (MSL)	Depth to Water (ft.)	GW Elevation (MSL)	DO Reading (ppm)
S-1	05/30/1997	<50	<0.50	<0.50	<0.50	<0.50	46	NA	NA	NA	NA	NA	100.00	3.47	96.53	7
S-1 (D)	05/30/1997	<50	<0.50	<0.50	<0.50	<0.50	47	NA	NA	NA	NA	NA	100.00	3.47	96.53	7
S-1	08/21/1997	<50	<0.50	<0.50	<0.50	0.84	26	NA	NA	NA	NA	NA	100.00	3.01	96.99	3.1
S-1	11/03/1997	<50	<0.50	1.1	<0.50	1.3	190	NA	NA	NA	NA	NA	100.00	3.66	96.34	2
S-1	01/20/1998	110	7.9	2.8	4.4	13	53	NA	NA	NA	NA	NA	100.00	1.84	98.16	4.6
S-1 (D)	01/20/1998	130	9.2	6.9	5.2	15	93	NA	NA	NA	NA	NA	100.00	1.84	98.16	4.6
S-1	02/16/1999	<50	<0.50	<0.50	<0.50	<0.50	8.6	NA	NA	NA	NA	NA	100.00	2.43	97.57	2.2
S-1	09/07/1999	NA	NA	NA	NA	NA	NA	NA	NA	NA	NA	NA	100.00	2.84	97.16	NA
S-1	02/02/2000	<50.0	<0.500	<0.500	<0.500	<0.500	202	NA	NA	NA	NA	NA	100.00	3.10	96.90	2.1
S-1	04/26/2000	NA	NA	NA	NA	NA	NA	NA	NA	NA	NA	NA	100.00	2.91	97.09	NA
S-1	07/25/2000	<50.0	<0.500	<0.500	<0.500	<0.500	811	NA	NA	NA	NA	NA	100.00	3.21	96.79	1.8
S-1	11/15/2000	NA	NA	NA	NA	NA	NA	NA	NA	NA	NA	NA	100.00	3.18	96.82	NA
S-1	02/12/2001	<50.0	<0.500	<0.500	<0.500	<0.500	209	NA	NA	NA	NA	NA	100.00	1.34	98.66	2.2
S-1	06/07/2001	NA	NA	NA	NA	NA	NA	NA	NA	NA	NA	NA	100.00	1.27	98.73	NA
S-1	08/31/2001	<50	<0.50	<0.50	<0.50	<0.50	NA	<5.0	NA	NA	NA	NA	100.00	3.16	96.84	4.0
S-1	12/05/2001	NA	NA	NA	NA	NA	NA	2.6	NA	NA	NA	NA	100.00	1.90	98.10	NA
S-1	01/31/2002	<50	<0.50	<0.50	<0.50	<0.50	NA	<5.0	NA	NA	NA	NA	100.00	2.67	97.33	NA
S-1	06/04/2002	NA	NA	NA	NA	NA	NA	NA	NA	NA	NA	NA	100.00	1.87	98.13	NA
S-1	07/25/2002	<50	<0.50	<0.50	<0.50	<0.50	NA	<5.0	NA	NA	NA	NA	100.00	2.01	97.99	NA
S-1	11/07/2002	NA	NA	NA	NA	NA	NA	NA	NA	NA	NA	NA	181.89	3.01	178.88	NA
S-1	11/14/2002	NA	NA	NA	NA	NA	NA	NA	NA	NA	NA	NA	181.89	3.40	178.49	NA
S-1	01/30/2003	<50	<0.50	<0.50	<0.50	<0.50	NA	27	NA	NA	NA	NA	181.89	2.12	179.77	NA
S-1	06/03/2003	NA	NA	NA	NA	NA	NA	NA	NA	NA	NA	NA	181.89	1.83	180.06	NA
S-1	08/27/2003	<50	0.50	1.5	<0.50	2.0	NA	130	NA	NA	NA	NA	181.89	3.32	178.57	NA
S-1	11/25/2003	NA	NA	NA	NA	NA	NA	NA	NA	NA	NA	NA	181.89	3.28	178.61	NA
S-1	02/05/2004	270	2.4	6.4	5.8	19	NA	8.3	NA	NA	NA	NA	181.89	2.09	179.80	NA
S-1	04/21/2004	NA	NA	NA	NA	NA	NA	NA	NA	NA	NA	NA	181.89	2.61	179.28	NA
S-1	08/12/2004	<500	<5.0	<5.0	<5.0	<10	NA	1,100	<20	<20	<20	<50	181.89	3.70	178.19	NA

WELL CONCENTRATIONS
Shell-branded Service Station
5755 Broadway
Oakland, CA

Well ID	Date	TPPH (ug/L)	B (ug/L)	T (ug/L)	E (ug/L)	X (ug/L)	MTBE 8020 (ug/L)	MTBE 8260 (ug/L)	DIPE (ug/L)	ETBE (ug/L)	TAME (ug/L)	TBA (ug/L)	TOC (MSL)	Depth to Water (ft.)	GW Elevation (MSL)	DO Reading (ppm)
---------	------	----------------	-------------	-------------	-------------	-------------	------------------------	------------------------	----------------	----------------	----------------	---------------	--------------	----------------------------	--------------------------	------------------------

S-1	11/08/2004	NA	NA	NA	NA	NA	NA	NA	NA	NA	NA	NA	181.89	3.04	178.85	NA
S-1	05/16/2005	<50	<0.50	<0.50	<0.50	<1.0	NA	4.9	NA	NA	NA	NA	181.89	3.10	178.79	NA
S-1	08/16/2005	<50	<0.50	<0.50	<0.50	<1.0	NA	64	<2.0	<2.0	<2.0	52	181.89	0.73	181.16	NA
S-1	11/03/2005	NA	NA	NA	NA	NA	NA	NA	NA	NA	NA	NA	181.89	3.49	178.40	NA
S-1	02/16/2006	<50.0	<0.500	<0.500	<0.500	<0.500	NA	22.7	NA	NA	NA	NA	181.89	0.73	181.16	NA
S-1	05/05/2006	NA	NA	NA	NA	NA	NA	NA	NA	NA	NA	NA	181.89	0.71	181.18	NA
S-1	08/21/2006	<50.0	0.630	<0.500	<0.500	1.71	NA	44.6	<0.500	<0.500	<0.500	<10.0	181.89	3.34	178.55	NA
S-1	11/13/2006	NA	NA	NA	NA	NA	NA	NA	NA	NA	NA	NA	181.89	2.55	179.34	NA
S-1	01/30/2007	<50	<0.50	<0.50	<0.50	<1.0	NA	24	NA	NA	NA	NA	181.89	0.91	180.98	NA
S-1	05/23/2007	NA	NA	NA	NA	NA	NA	NA	NA	NA	NA	NA	181.89	2.50	179.39	NA
S-1	08/09/2007	<50 h	0.35 i	<1.0	<1.0	<1.0	NA	33	<2.0	<2.0	<2.0	<10	181.89	0.81	181.08	NA

S-2	01/25/1991	450	140	1.8	6.2	15	NA	NA	NA	NA	NA	NA	98.92	4.52	94.40	NA
S-2	06/03/1991	490	150	2.7	8.2	7	NA	NA	NA	NA	NA	NA	98.92	4.02	94.90	NA
S-2	08/30/1991	70	0.37	<0.3	<0.3	<0.3	NA	NA	NA	NA	NA	NA	98.92	4.70	94.22	NA
S-2	11/22/1991	1,600	110	9.3	29	150	NA	NA	NA	NA	NA	NA	98.92	4.72	94.20	NA
S-2	03/13/1992	1,300	210	5.7	34	79	NA	NA	NA	NA	NA	NA	98.92	3.47	95.45	NA
S-2	05/28/1992	100	28	<0.5	<0.5	<0.5	NA	NA	NA	NA	NA	NA	98.92	4.45	94.45	NA
S-2	08/19/1992	470	42	<0.5	8.3	4	NA	NA	NA	NA	NA	NA	98.92	4.84	94.08	NA
S-2	11/18/1992	490	43	39	17	29	NA	NA	NA	NA	NA	NA	98.92	4.73	94.19	NA
S-2	02/10/1993	19,000	710	760	80	370	NA	NA	NA	NA	NA	NA	98.92	4.83	94.09	NA
S-2	06/11/1993	33,000	3,100	1,600	370	1,100	NA	NA	NA	NA	NA	NA	98.92	3.74	95.18	NA
S-2	08/03/1993	18,000	1,400	130	81	130	NA	NA	NA	NA	NA	NA	98.92	4.23	94.69	NA
S-2 (D)	08/03/1993	19,000	1,400	140	86	150	NA	NA	NA	NA	NA	NA	98.92	4.23	94.69	NA
S-2	11/02/1993	12,000 a	470	47	31	92	NA	NA	NA	NA	NA	NA	98.92	4.72	94.20	NA
S-2 (D)	11/02/1993	13,000 a	530	47	35	96	NA	NA	NA	NA	NA	NA	98.92	4.72	94.20	NA
S-2	12/16/1993	NA	NA	NA	NA	NA	NA	NA	NA	NA	NA	NA	98.92	3.00	95.92	NA
S-2	02/01/1994	31,000 a	430	46	50	130	NA	NA	NA	NA	NA	NA	98.92	3.48	95.44	NA

WELL CONCENTRATIONS
Shell-branded Service Station
5755 Broadway
Oakland, CA

Well ID	Date	TPPH (ug/L)	B (ug/L)	T (ug/L)	E (ug/L)	X (ug/L)	MTBE 8020 (ug/L)	MTBE 8260 (ug/L)	DIPE (ug/L)	ETBE (ug/L)	TAME (ug/L)	TBA (ug/L)	TOC (MSL)	Depth to Water (ft.)	GW Elevation (MSL)	DO Reading (ppm)
S-2 (D)	02/01/1994	31,000 a	300	33	30	100	NA	NA	NA	NA	NA	NA	98.92	3.48	95.44	NA
S-2	05/04/1994	3,900	1,200	31	53	71	NA	NA	NA	NA	NA	NA	98.92	3.26	95.66	NA
S-2 (D)	05/04/1994	4,500	1,200	37	57	110	NA	NA	NA	NA	NA	NA	98.92	3.26	95.66	NA
S-2	08/18/1994	24,000	600	8.3	15	27	NA	NA	NA	NA	NA	NA	98.92	3.98	94.94	NA
S-2	11/09/1994	1,400 a	240	9.3	13	20	NA	NA	NA	NA	NA	NA	98.92	3.10	95.82	NA
S-2 (D)	11/09/1994	1,800	260	8.5	13	21	NA	NA	NA	NA	NA	NA	98.92	3.10	95.82	NA
S-2	02/22/1995	29,000	550	18	12	63	NA	NA	NA	NA	NA	NA	98.92	4.02	94.90	NA
S-2 (D)	02/22/1995	28,000	530	17	10	60	NA	NA	NA	NA	NA	NA	98.92	4.02	94.90	NA
S-2	05/02/1995	4,400	1,000	25	38	77	NA	NA	NA	NA	NA	NA	98.92	2.86	96.06	NA
S-2 (D)	05/02/1995	4,400	1,000	26	41	83	NA	NA	NA	NA	NA	NA	98.92	2.86	96.06	NA
S-2	08/30/1995	800	350	20	6.7	16	NA	NA	NA	NA	NA	NA	98.92	4.06	94.86	NA
S-2 (D)	08/30/1995	960	220	22	12	48	NA	NA	NA	NA	NA	NA	98.92	4.06	94.86	NA
S-2	11/28/1995	2,000	230	220	50	230	NA	NA	NA	NA	NA	NA	98.92	4.48	94.44	NA
S-2 (D)	11/28/1995	2,100	240	230	51	230	NA	NA	NA	NA	NA	NA	98.92	4.48	94.44	NA
S-2	02/02/1996	18,000	540	18	12	22	NA	NA	NA	NA	NA	NA	98.92	1.99	96.93	NA
S-2 (D)	02/02/1996	11,000	600	18	13	28	NA	NA	NA	NA	NA	NA	98.92	1.99	96.93	NA
S-2	03/09/1996	3,800	1,500	27	30	58	NA	NA	NA	NA	NA	NA	98.92	3.27	95.65	NA
S-2 (D)	03/09/1996	3,500	1,300	24	21	53	NA	NA	NA	NA	NA	NA	98.92	3.27	95.65	NA
S-2	08/22/1996	<20,000	490	<200	<200	<200	43,000	NA	NA	NA	NA	NA	98.92	3.85	95.07	NA
S-2 (D)	08/22/1996	<20,000	570	<200	<200	<200	59,000	51,000	NA	NA	NA	NA	98.92	3.85	95.07	NA
S-2	11/07/1996	<5,000	290	<50	<50	<50	32,000	NA	NA	NA	NA	NA	98.92	4.00	94.92	3.51
S-2 (D)	11/07/1996	<5,000	290	<50	<50	<50	32,000	NA	NA	NA	NA	NA	98.92	4.00	94.92	3.51
S-2	02/20/1997	<10,000	520	<100	<100	<100	28,000	NA	NA	NA	NA	NA	98.92	3.20	95.72	1
S-2 (D)	02/20/1997	<10,000	520	<100	<100	<100	35,000	NA	NA	NA	NA	NA	98.92	3.20	95.72	1
S-2	05/30/1997	150	15	11	3.5	15	11	NA	NA	NA	NA	NA	98.92	3.87	95.05	6
S-2	08/21/1997	1,600	220	<10	20	<10	18,000	NA	NA	NA	NA	NA	98.92	3.29	95.63	3.3
S-2 (D)	08/21/1997	1,500	180	<10	16	<10	21,000	NA	NA	NA	NA	NA	98.92	3.29	95.63	3.3
S-2	11/03/1997	1,000	94	<10	<10	<10	<50	NA	NA	NA	NA	NA	98.92	4.02	94.90	1.8

WELL CONCENTRATIONS
Shell-branded Service Station
5755 Broadway
Oakland, CA

Well ID	Date	TPPH (ug/L)	B (ug/L)	T (ug/L)	E (ug/L)	X (ug/L)	MTBE 8020 (ug/L)	MTBE 8260 (ug/L)	DIPE (ug/L)	ETBE (ug/L)	TAME (ug/L)	TBA (ug/L)	TOC (MSL)	Depth to Water (ft.)	GW Elevation (MSL)	DO Reading (ppm)
S-2	01/20/1998	590	110	8.3	18	23	7,800	NA	NA	NA	NA	NA	98.92	1.54	97.38	3.2
S-2	07/23/1998	2,600	840	<10	44	22	15,000	NA	NA	NA	NA	NA	98.92	2.89	96.03	NA
S-2	02/16/1999	680	140	6.1	10	18	19,000	NA	NA	NA	NA	NA	98.92	1.86	97.06	2.0
S-2	09/07/1999	<2,000	248	<20.0	<20.0	<20.0	22,800	NA	NA	NA	NA	NA	98.92	3.66	95.26	1.8
S-2	02/02/2000	103	0.825	<0.500	<0.500	<0.500	11,700	10,500	NA	NA	NA	NA	98.92	4.02	94.90	2.0
S-2	04/26/2000	4,040	799	<20.0	40.9	255	19,000	17,100 b	NA	NA	NA	NA	98.92	2.63	96.29	2.3
S-2	07/25/2000	1,120	195	5.94	5.62	11.3	26,600	21,100	NA	NA	NA	NA	98.92	3.42	95.50	0.6
S-2 b	11/15/2000	613	35.6	<5.00	<5.00	7.36	18,100	17,800	NA	NA	NA	NA	98.92	3.31	95.61	1.8
S-2	02/12/2001	9,010	1,430	<20.0	219	848	28,300	17,000	NA	NA	NA	NA	98.92	1.47	97.45	2.0
S-2	06/07/2001	31,000	1,000	<25	630	3,200	NA	17,000	NA	NA	NA	NA	98.92	3.43	95.49	10.4
S-2	08/31/2001	50,000	950	<20	1,500	6,000	NA	17,000	NA	NA	NA	NA	98.92	4.72	94.20	0.9
S-2	12/05/2001	49,000	590	7.2	1,400	4,900	NA	11,000	NA	NA	NA	NA	98.92	1.53	97.39	NA
S-2	01/31/2002	37,000	860	<25	1,100	4,000	NA	14,000	NA	NA	NA	NA	98.92	2.13	96.79	NA
S-2	06/04/2002	150,000	800	<20	1,200	4,000	NA	9,200	NA	NA	NA	NA	98.92	2.24	96.68	NA
S-2	07/25/2002	37,000	350	<20	660	2,400	NA	10,000	NA	NA	NA	NA	98.92	2.03	96.89	NA
S-2	11/14/2002	25,000	510	<25	590	2,000	NA	10,000	NA	NA	NA	NA	180.79	3.17	177.62	NA
S-2	01/02/2003	NA	710	<25	560	2,074	NA	NA	NA	NA	NA	NA	180.79	2.15	178.64	NA
S-2	01/30/2003	21,000	670	<20	360	1,200	NA	9,300	NA	NA	NA	NA	180.79	2.09	178.70	NA
S-2	06/03/2003	42,000	800	<50	660	1,500	NA	9,600	NA	NA	NA	NA	180.79	3.08	177.71	NA
S-2	08/27/2003	31,000	630	<100	510	1,200	NA	15,000	NA	NA	NA	NA	180.79	2.55	178.24	NA
S-2	11/25/2003 d	8,400 a	<50	<50	<50	<100	NA	4,500	NA	NA	NA	NA	180.79	NA	NA	NA
S-2	02/05/2004	Well inaccessible		NA	NA	NA	NA	NA	NA	NA	NA	NA	180.79	NA	NA	NA
S-2	02/10/2004 d	<2,500	130	<25	<25	<50	NA	3,800	NA	NA	NA	NA	180.79	NA	NA	NA
S-2	04/21/2004	4,700	100	<25	<25	<50	NA	2,900	NA	NA	NA	NA	180.79	7.38	173.41	NA
S-2	08/12/2004	2,600	63	<13	<13	<25	NA	1,400	<50	<50	<50	1,200	180.79	e	NA	NA
S-2	11/08/2004	3,600	<25	<25	<25	<50	NA	1,300	NA	NA	NA	NA	180.79	f	NA	NA
S-2	05/16/2005	73 g	<0.50	<0.50	<0.50	<1.0	NA	3.3	NA	NA	NA	NA	180.79	3.33	177.46	NA
S-2	08/16/2005	10,000	370	<13	60	63	NA	1,300	<50	<50	<50	2,900	180.79	4.03	176.76	NA

WELL CONCENTRATIONS
Shell-branded Service Station
5755 Broadway
Oakland, CA

Well ID	Date	TPPH (ug/L)	B (ug/L)	T (ug/L)	E (ug/L)	X (ug/L)	MTBE 8020 (ug/L)	MTBE 8260 (ug/L)	DIPE (ug/L)	ETBE (ug/L)	TAME (ug/L)	TBA (ug/L)	TOC (MSL)	Depth to Water (ft.)	GW Elevation (MSL)	DO Reading (ppm)
S-2	11/03/2005	1,010	31.4	<0.500	2.81	31.4	NA	349	NA	NA	NA	880	180.79	NA	NA	NA
S-2	02/16/2006	5,350	79.0	<0.500	2.90	59.5	NA	687	NA	NA	NA	690	180.79	5.86	174.93	NA
S-2	05/05/2006	5,240	148	<0.500	17.1	48.8	NA	815	NA	NA	NA	478	180.79	NA	NA	NA
S-2	08/21/2006	4,640	162	0.910	25.8	27.2	NA	519	<0.500	<0.500	0.780	711	180.79	4.72	176.07	NA
S-2	11/13/2006	2,100	200	<5.0	58	21	NA	820	NA	NA	NA	1,300	180.79	3.44	177.35	NA
S-2	01/30/2007	3,300	250	<5.0	59	17	NA	1,100	NA	NA	NA	1,600	180.79	2.32	178.47	NA
S-2	05/23/2007	4,600 h	410	2.3 i	92	24.8 i	NA	890	NA	NA	NA	620	180.79	2.61	178.18	NA
S-2	08/09/2007	4,100 h	320	<10	30	11	NA	650	<20	<20	<20	1,400	180.79	3.72	177.07	NA

S-3	01/25/1991	<30	<0.3	<0.3	<0.3	<0.3	NA	NA	NA	NA	NA	NA	101.67	3.84	97.83	NA
S-3	06/03/1991	<30	<0.3	0.3	0.3	0.3	NA	NA	NA	NA	NA	NA	101.67	3.25	98.42	NA
S-3	08/03/1991	<30	<0.3	<0.3	<0.3	<0.3	NA	NA	NA	NA	NA	NA	101.67	4.73	96.94	NA
S-3	11/22/1991	<30	<0.3	<0.3	<0.3	<0.3	NA	NA	NA	NA	NA	NA	101.67	4.81	96.86	NA
S-3	03/13/1992	<30	<0.3	0.3	0.3	0.3	NA	NA	NA	NA	NA	NA	101.67	2.29	99.38	NA
S-3	05/28/1992	<50	<0.5	<0.5	<0.5	<0.5	NA	NA	NA	NA	NA	NA	101.67	3.62	98.05	NA
S-3	08/19/1992	<50	<0.5	<0.5	<0.5	0.5	NA	NA	NA	NA	NA	NA	101.67	4.66	97.01	NA
S-3	11/18/1992	<50	<0.5	<0.5	<0.5	<0.5	NA	NA	NA	NA	NA	NA	101.67	4.51	97.16	NA
S-3	02/10/1993	30	1.9	3.2	2.4	5.6	NA	NA	NA	NA	NA	NA	101.67	4.36	97.31	NA
S-3	06/11/1993	<50	<0.5	<0.5	<0.5	<0.5	NA	NA	NA	NA	NA	NA	101.67	2.91	98.76	NA
S-3 (D)	06/11/1993	<50	<0.5	<0.5	<0.5	<0.5	NA	NA	NA	NA	NA	NA	101.67	2.91	98.76	NA
S-3	08/03/1993	<50	<0.5	<0.5	<0.5	<0.5	NA	NA	NA	NA	NA	NA	101.67	3.70	97.97	NA
S-3	11/02/1993	Well inaccessible		NA	NA	NA	NA	NA	NA	NA	NA	NA	101.67	NA	NA	NA
S-3	12/16/1993	NA	NA	NA	NA	NA	NA	NA	NA	NA	NA	NA	101.67	2.12	99.55	NA
S-3	02/01/1994	<50	<0.5	<0.5	<0.5	<0.5	NA	NA	NA	NA	NA	NA	101.67	2.90	98.77	NA
S-3	05/04/1994	<50	<0.5	<0.5	<0.5	<0.5	NA	NA	NA	NA	NA	NA	101.67	2.54	99.13	NA
S-3	08/18/1994	<50	<0.5	<0.5	<0.5	<0.5	NA	NA	NA	NA	NA	NA	101.67	3.51	98.16	NA
S-3	11/09/1994	<50	<0.5	<0.5	<0.5	<0.5	NA	NA	NA	NA	NA	NA	101.67	2.44	99.23	NA
S-3	02/22/1995	80	<0.5	0.5	<0.5	0.5	NA	NA	NA	NA	NA	NA	101.67	4.12	97.55	NA

WELL CONCENTRATIONS
Shell-branded Service Station
5755 Broadway
Oakland, CA

Well ID	Date	TPPH (ug/L)	B (ug/L)	T (ug/L)	E (ug/L)	X (ug/L)	MTBE 8020 (ug/L)	MTBE 8260 (ug/L)	DIPE (ug/L)	ETBE (ug/L)	TAME (ug/L)	TBA (ug/L)	TOC (MSL)	Depth to Water (ft.)	GW Elevation (MSL)	DO Reading (ppm)
S-3	05/02/1995	<50	<0.5	<0.5	<0.5	<0.5	NA	NA	NA	NA	NA	NA	101.67	2.83	98.84	NA
S-3	08/30/1995	<50	0.5	<0.5	<0.5	<0.5	NA	NA	NA	NA	NA	NA	101.67	3.16	98.51	NA
S-3	11/28/1995	<50	<0.5	<0.5	<0.5	<0.5	NA	NA	NA	NA	NA	NA	101.67	3.87	97.80	NA
S-3	02/02/1996	<50	<0.5	<0.5	<0.5	<0.5	NA	NA	NA	NA	NA	NA	101.67	2.24	99.43	NA
S-3	03/09/1996	<50	<0.5	<0.5	<0.5	<0.5	NA	NA	NA	NA	NA	NA	101.67	3.05	98.62	NA
S-3	08/22/1996	<50	0.8	<0.5	<0.5	<0.5	<2.5	NA	NA	NA	NA	NA	101.67	2.85	98.82	4.6
S-3	11/07/1996	<50	<0.5	<0.5	<0.5	<0.5	<2.5	NA	NA	NA	NA	NA	101.67	3.35	98.32	4.6
S-3	02/20/1997	<50	<0.50	<0.50	<0.50	<0.50	<2.5	NA	NA	NA	NA	NA	101.67	3.00	98.67	1
S-3	05/30/1997	140	14	10	3.3	14	8.6	NA	NA	NA	NA	NA	101.67	3.00	98.67	8
S-3	08/21/1997	<50	<0.50	<0.50	<0.50	<0.50	<2.5	NA	NA	NA	NA	NA	101.67	2.94	98.73	3.3
S-3	11/03/1997	<50	<0.50	<0.50	<0.50	<0.50	<2.5	NA	NA	NA	NA	NA	101.67	3.36	98.31	2.4
S-3 (D)	11/03/1997	<50	<0.50	<0.50	<0.50	<0.50	<2.5	NA	NA	NA	NA	NA	101.67	3.36	98.31	2.4
S-3	01/20/1998	Well inaccessible		NA	NA	NA	NA	NA	NA	NA	NA	NA	101.67	NA	NA	NA
S-3	07/23/1998	NA	NA	NA	NA	NA	NA	NA	NA	NA	NA	NA	101.67	2.69	98.98	NA
S-3	02/16/1999	<50	<0.50	0.92	0.59	3.9	3.7	NA	NA	NA	NA	NA	101.67	2.20	99.47	2.8
S-3	09/07/1999	NA	NA	NA	NA	NA	NA	NA	NA	NA	NA	NA	101.67	2.81	98.86	NA
S-3	02/02/2000	<50.0	<0.500	<0.500	<0.500	<0.500	<5.00	NA	NA	NA	NA	NA	101.67	3.97	97.70	2.7
S-3	04/26/2000	NA	NA	NA	NA	NA	NA	NA	NA	NA	NA	NA	101.67	2.96	98.71	NA
S-3	07/25/2000	<50.0	<0.500	<0.500	<0.500	<0.500	<2.50	NA	NA	NA	NA	NA	101.67	3.00	98.67	0.8
S-3	11/15/2000	NA	NA	NA	NA	NA	NA	NA	NA	NA	NA	NA	101.67	2.86	98.81	NA
S-3	02/12/2001	<50.0	<0.500	<0.500	<0.500	<0.500	<2.50	NA	NA	NA	NA	NA	101.67	2.47	99.20	2.3
S-3	06/07/2001	NA	NA	NA	NA	NA	NA	NA	NA	NA	NA	NA	101.67	2.78	98.89	NA
S-3	08/31/2001	<50	<0.50	<0.50	<0.50	<0.50	NA	<5.0	NA	NA	NA	NA	101.67	3.94	97.73	0.5
S-3	12/05/2001	NA	NA	NA	NA	NA	NA	NA	NA	NA	NA	NA	101.67	2.05	99.62	NA
S-3	01/31/2002	<50	<0.50	<0.50	<0.50	<0.50	NA	<5.0	NA	NA	NA	NA	101.67	2.29	99.38	NA
S-3	06/04/2002	NA	NA	NA	NA	NA	NA	NA	NA	NA	NA	NA	101.67	2.56	99.11	NA
S-3	07/25/2002	<50	<0.50	<0.50	<0.50	<0.50	NA	<5.0	NA	NA	NA	NA	101.67	2.70	98.97	NA
S-3	11/14/2002	NA	NA	NA	NA	NA	NA	NA	NA	NA	NA	NA	183.54	3.43	180.11	NA

WELL CONCENTRATIONS
Shell-branded Service Station
5755 Broadway
Oakland, CA

Well ID	Date	TPPH (ug/L)	B (ug/L)	T (ug/L)	E (ug/L)	X (ug/L)	MTBE 8020 (ug/L)	MTBE 8260 (ug/L)	DIPE (ug/L)	ETBE (ug/L)	TAME (ug/L)	TBA (ug/L)	TOC (MSL)	Depth to Water (ft.)	GW Elevation (MSL)	DO Reading (ppm)
---------	------	----------------	-------------	-------------	-------------	-------------	------------------------	------------------------	----------------	----------------	----------------	---------------	--------------	----------------------------	--------------------------	------------------------

S-3	01/30/2003	<50	<0.50	<0.50	<0.50	<0.50	NA	<5.0	NA	NA	NA	NA	183.54	2.16	181.38	NA
S-3	01/30/2003	NA	NA	NA	NA	NA	NA	NA	NA	NA	NA	NA	183.54	2.65	180.89	NA
S-3	08/27/2003	<50	<0.50	<0.50	<0.50	<1.0	NA	0.55	NA	NA	NA	NA	183.54	2.75	180.79	NA
S-3	11/25/2003	NA	NA	NA	NA	NA	NA	NA	NA	NA	NA	NA	183.54	2.85	180.69	NA
S-3	02/05/2004	<50	<0.50	<0.50	<0.50	<1.0	NA	<0.50	NA	NA	NA	NA	183.54	2.04	181.50	NA
S-3	04/21/2004	NA	NA	NA	NA	NA	NA	NA	NA	NA	NA	NA	183.54	2.50	181.04	NA
S-3	08/12/2004	<50	<0.50	<0.50	<0.50	<1.0	NA	<0.50	<2.0	<2.0	<2.0	<5.0	183.54	3.91	179.63	NA
S-3	11/08/2004	NA	NA	NA	NA	NA	NA	NA	NA	NA	NA	NA	183.54	2.84	180.70	NA
S-3	05/16/2005	<50	<0.50	<0.50	<0.50	<1.0	NA	<0.50	NA	NA	NA	NA	183.54	3.05	180.49	NA
S-3	08/16/2005	<100	<1.0	<1.0	<1.0	<2.0	NA	<1.0	<4.0	<4.0	<4.0	<10	183.54	3.42	180.12	NA
S-3	11/03/2005	NA	NA	NA	NA	NA	NA	NA	NA	NA	NA	NA	183.54	4.09	179.45	NA
S-3	02/16/2006	<50.0	<0.500	<0.500	<0.500	<0.500	NA	<0.500	NA	NA	NA	NA	183.54	2.25	181.29	NA
S-3	05/05/2006	NA	NA	NA	NA	NA	NA	NA	NA	NA	NA	NA	183.54	2.27	181.27	NA
S-3	08/21/2006	<50.0	<0.500	<0.500	<0.500	<0.500	NA	<0.500	<0.500	<0.500	0.570	36.4	183.54	3.17	180.37	NA
S-3	11/13/2006	NA	NA	NA	NA	NA	NA	NA	NA	NA	NA	NA	183.54	3.42	180.12	NA
S-3	01/30/2007	<50	<0.50	<0.50	<0.50	<1.0	NA	<0.50	NA	NA	NA	NA	183.54	2.36	181.18	NA
S-3	05/23/2007	NA	NA	NA	NA	NA	NA	NA	NA	NA	NA	NA	183.54	2.65	180.89	NA
S-3	08/09/2007	<50 h	<0.50	<1.0	<1.0	<1.0	NA	<1.0	<2.0	<2.0	<2.0	<10	183.54	2.93	180.61	NA

H-1	12/05/2001	150	<0.50	8.3	1.6	16	NA	52	NA	NA	NA	NA	NA	1.43	NA	NA
H-1	01/31/2002	3,200	12	<0.50	5.7	3.7	NA	650	NA	NA	NA	NA	NA	2.34	NA	NA
H-1	06/04/2002	280,000	<10	150	62	9,500	NA	<100	NA	NA	NA	NA	NA	2.56	NA	NA
H-1	07/25/2002	8,200	2.2	46	5.3	99	NA	<10	NA	NA	NA	NA	NA	2.83	NA	NA
H-1	11/14/2002	1,700	2.1	2.6	1.5	14	NA	380	NA	NA	NA	NA	180.63	3.74	176.89	NA
H-1	01/02/2003	NA	1.1	<0.50	<0.50	3.6	NA	NA	NA	NA	NA	NA	180.63	1.45	179.18	NA
H-1	01/30/2003	630	0.99	2.0	1.6	12	NA	21	NA	NA	NA	NA	180.63	2.10	178.53	NA
H-1	06/03/2003	55	<0.50	1.3	<0.50	2.4	NA	2.6	NA	NA	NA	NA	180.63	3.38	177.25	NA
H-1	08/27/2003	<50	0.55	<0.50	<0.50	1.2	NA	2.8	NA	NA	NA	NA	180.63	4.10	176.53	NA

WELL CONCENTRATIONS
Shell-branded Service Station
5755 Broadway
Oakland, CA

Well ID	Date	TPPH (ug/L)	B (ug/L)	T (ug/L)	E (ug/L)	X (ug/L)	MTBE 8020 (ug/L)	MTBE 8260 (ug/L)	DIPE (ug/L)	ETBE (ug/L)	TAME (ug/L)	TBA (ug/L)	TOC (MSL)	Depth to Water (ft.)	GW Elevation (MSL)	DO Reading (ppm)
H-1	11/25/2003	77 a	9.7	<0.50	<0.50	<1.0	NA	21	NA	NA	NA	NA	180.63	3.72	176.91	NA
H-1	02/05/2004	380	41	1.2	5.1	8.0	NA	21	NA	NA	NA	NA	180.63	1.69	178.94	NA
H-1	04/21/2004	640	27	0.63	2.0	2.3	NA	33	NA	NA	NA	NA	180.63	2.14	178.49	NA
H-1	08/12/2004	340	18	0.75	<0.50	1.7	NA	43	NA	NA	NA	NA	180.63	4.78	175.85	NA
H-1	11/08/2004	1,500	29	<1.0	1.7	<2.0	NA	57	NA	NA	NA	NA	180.63	4.17	176.46	NA
H-1	05/16/2005	150 g	<0.50	<0.50	<0.50	<1.0	NA	48	NA	NA	NA	NA	180.63	4.16	176.47	NA
H-1	08/16/2005	100 g	<0.50	<0.50	<0.50	<1.0	NA	57	NA	NA	NA	NA	180.63	4.66	175.97	NA
H-1	11/03/2005	<50.0	<0.500	<0.500	<0.500	<0.500	NA	12.1	NA	NA	NA	NA	180.63	5.13	175.50	NA
H-1	02/16/2006	4,230	<0.500	<0.500	37.7	80.5	NA	7.12	NA	NA	NA	NA	180.63	1.87	178.76	NA
H-1	05/05/2006	368	<0.500	<0.500	2.56	<0.500	NA	22.2	NA	NA	NA	NA	180.63	2.21	178.42	NA
H-1	08/21/2006	NA	NA	NA	NA	NA	NA	NA	NA	NA	NA	NA	180.63	4.62	176.01	NA
H-1	11/13/2006	NA	NA	NA	NA	NA	NA	NA	NA	NA	NA	NA	180.63	3.89	176.74	NA
H-1	01/30/2007	NA	NA	NA	NA	NA	NA	NA	NA	NA	NA	NA	180.63	3.04	177.59	NA
H-1	05/23/2007	330 h	7.9	0.32 i	0.48 i	0.61 i	NA	74	NA	NA	NA	NA	180.63	3.38	177.25	NA
H-1	08/09/2007	NA	NA	NA	NA	NA	NA	NA	NA	NA	NA	NA	180.63	4.30	176.33	NA

T-1	05/30/1997	NA	NA	NA	NA	NA	NA	NA	NA	NA	NA	NA	NA	2.65	NA	NA
T-1	08/21/1997	NA	NA	NA	NA	NA	NA	NA	NA	NA	NA	NA	NA	2.69	NA	NA
T-1	11/03/1997	NA	NA	NA	NA	NA	NA	NA	NA	NA	NA	NA	NA	3.09	NA	NA
T-1	01/20/1998	NA	NA	NA	NA	NA	NA	NA	NA	NA	NA	NA	NA	0.61	NA	NA
T-1	07/23/1998	NA	NA	NA	NA	NA	NA	NA	NA	NA	NA	NA	NA	2.32	NA	NA
T-1	02/16/1999	NA	NA	NA	NA	NA	NA	NA	NA	NA	NA	NA	NA	1.95	NA	NA
T-1	09/07/1999	NA	NA	NA	NA	NA	NA	NA	NA	NA	NA	NA	NA	2.48	NA	NA
T-1	02/02/2000	<50.0	<0.500	<0.500	<0.500	<0.500	<5.00	NA	NA	NA	NA	NA	NA	2.66	NA	2.5
T-1	04/26/2000	NA	NA	NA	NA	NA	NA	NA	NA	NA	NA	NA	NA	2.56	NA	NA
T-1	07/25/2000	NA	NA	NA	NA	NA	NA	NA	NA	NA	NA	NA	NA	2.60	NA	NA
T-1	11/15/2000	NA	NA	NA	NA	NA	NA	NA	NA	NA	NA	NA	NA	2.47	NA	NA
T-1	02/12/2001	NA	NA	NA	NA	NA	NA	NA	NA	NA	NA	NA	NA	1.20	NA	NA

WELL CONCENTRATIONS
Shell-branded Service Station
5755 Broadway
Oakland, CA

Well ID	Date	TPPH (ug/L)	B (ug/L)	T (ug/L)	E (ug/L)	X (ug/L)	MTBE 8020 (ug/L)	MTBE 8260 (ug/L)	DIPE (ug/L)	ETBE (ug/L)	TAME (ug/L)	TBA (ug/L)	TOC (MSL)	Depth to Water (ft.)	GW Elevation (MSL)	DO Reading (ppm)
T-1	06/07/2001	NA	NA	NA	NA	NA	NA	NA	NA	NA	NA	NA	NA	2.36	NA	NA
T-1	08/31/2001	NA	NA	NA	NA	NA	NA	NA	NA	NA	NA	NA	NA	3.45	NA	NA
T-1	01/09/2002 c	NA	NA	NA	NA	NA	NA	NA	NA	NA	NA	NA	183.08	NA	NA	NA
T-2	05/30/1997	NA	NA	NA	NA	NA	NA	NA	NA	NA	NA	NA	NA	1.81	NA	NA
T-2	08/21/1997	NA	NA	NA	NA	NA	NA	NA	NA	NA	NA	NA	NA	1.89	NA	NA
T-2	11/03/1997	NA	NA	NA	NA	NA	NA	NA	NA	NA	NA	NA	NA	2.25	NA	NA
T-2	01/20/1998	NA	NA	NA	NA	NA	NA	NA	NA	NA	NA	NA	NA	0.55	NA	NA
T-2	07/23/1998	NA	NA	NA	NA	NA	NA	NA	NA	NA	NA	NA	NA	1.21	NA	NA
T-2	02/16/1999	NA	NA	NA	NA	NA	NA	NA	NA	NA	NA	NA	NA	1.08	NA	NA
T-2	09/07/1999	NA	NA	NA	NA	NA	NA	NA	NA	NA	NA	NA	NA	0.72	NA	NA
T-2	02/02/2000	1,540	53.4	20.8	11.4	21.8	1,330	NA	NA	NA	NA	NA	NA	0.98	NA	3.0
T-2	04/26/2000	NA	NA	NA	NA	NA	NA	NA	NA	NA	NA	NA	NA	1.02	NA	NA
T-2	07/25/2000	815	17.6	10.8	1.63	3.47	133	NA	NA	NA	NA	NA	NA	1.80	NA	0.8
T-2	11/15/2000	NA	NA	NA	NA	NA	NA	NA	NA	NA	NA	NA	NA	1.68	NA	NA
T-2	02/12/2001	310	7.48	7.76	0.693	2.28	301	NA	NA	NA	NA	NA	NA	1.45	NA	1.6
T-2	06/07/2001	NA	NA	NA	NA	NA	NA	NA	NA	NA	NA	NA	NA	1.57	NA	NA
T-2	08/31/2001	720	30	0.67	<0.50	2.3	NA	540	NA	NA	NA	NA	NA	2.69	NA	0.8
T-2	12/05/2001	NA	NA	NA	NA	NA	NA	NA	NA	NA	NA	NA	NA	0.58	NA	NA
T-2	01/31/2002	NA	NA	NA	NA	NA	NA	NA	NA	NA	NA	NA	NA	1.32	NA	NA
T-2	02/04/2002	1,000	41	30	4.6	20	NA	1,200	NA	NA	NA	NA	NA	1.46	NA	NA
T-2	06/04/2002	NA	NA	NA	NA	NA	NA	NA	NA	NA	NA	NA	NA	1.50	NA	NA
T-2	07/25/2002	660	11	0.59	<0.50	2.6	NA	97	NA	NA	NA	NA	NA	1.53	NA	NA
T-2	11/14/2002	NA	NA	NA	NA	NA	NA	NA	NA	NA	NA	NA	182.30	2.39	179.91	NA
T-2	01/30/2003	560	11	<0.50	<0.50	0.53	NA	160	NA	NA	NA	NA	182.30	1.01	181.29	NA
T-2	06/03/2003	NA	NA	NA	NA	NA	NA	NA	NA	NA	NA	NA	182.30	1.55	180.75	NA
T-2	08/27/2003	180 a	1.6	<0.50	<0.50	<1.0	NA	10	NA	NA	NA	NA	182.30	1.60	180.70	NA
T-2	11/25/2003	NA	NA	NA	NA	NA	NA	NA	NA	NA	NA	NA	182.30	1.64	180.66	NA

WELL CONCENTRATIONS
Shell-branded Service Station
5755 Broadway
Oakland, CA

Well ID	Date	TPPH (ug/L)	B (ug/L)	T (ug/L)	E (ug/L)	X (ug/L)	MTBE 8020 (ug/L)	MTBE 8260 (ug/L)	DIPE (ug/L)	ETBE (ug/L)	TAME (ug/L)	TBA (ug/L)	TOC (MSL)	Depth to Water (ft.)	GW Elevation (MSL)	DO Reading (ppm)
---------	------	----------------	-------------	-------------	-------------	-------------	------------------------	------------------------	----------------	----------------	----------------	---------------	--------------	----------------------------	--------------------------	------------------------

T-2	02/05/2004	940	110	10	2.4	14	NA	67	NA	NA	NA	NA	182.30	0.66	181.64	NA
T-2	04/21/2004	NA	NA	NA	NA	NA	NA	NA	NA	NA	NA	NA	182.30	1.50	180.80	NA
T-2	08/12/2004	450	<0.50	<0.50	<0.50	<1.0	NA	33	NA	NA	NA	NA	182.30	2.72	179.58	NA
T-2	11/08/2004	NA	NA	NA	NA	NA	NA	NA	NA	NA	NA	NA	182.30	1.72	180.58	NA

T-3	05/30/1997	NA	NA	NA	NA	NA	NA	NA	NA	NA	NA	NA	NA	2.31	NA	NA
T-3	08/21/1997	NA	NA	NA	NA	NA	NA	NA	NA	NA	NA	NA	NA	1.57	NA	NA
T-3	11/03/1997	NA	NA	NA	NA	NA	NA	NA	NA	NA	NA	NA	NA	3.50	NA	NA
T-3	01/20/1998	NA	NA	NA	NA	NA	NA	NA	NA	NA	NA	NA	NA	0.76	NA	NA
T-3	07/23/1998	NA	NA	NA	NA	NA	NA	NA	NA	NA	NA	NA	NA	0.82	NA	NA
T-3	02/16/1999	NA	NA	NA	NA	NA	NA	NA	NA	NA	NA	NA	NA	0.55	NA	NA
T-3	09/07/1999	NA	NA	NA	NA	NA	NA	NA	NA	NA	NA	NA	NA	2.89	NA	NA
T-3	02/02/2000	<50.0	<0.500	<0.500	<0.500	<0.500	<5.00	NA	NA	NA	NA	NA	NA	3.02	NA	2.9
T-3	04/26/2000	NA	NA	NA	NA	NA	NA	NA	NA	NA	NA	NA	NA	2.81	NA	NA
T-3	07/25/2000	NA	NA	NA	NA	NA	NA	NA	NA	NA	NA	NA	NA	3.00	NA	NA
T-3	11/15/2000	NA	NA	NA	NA	NA	NA	NA	NA	NA	NA	NA	NA	1.70	NA	NA
T-3	02/12/2001	NA	NA	NA	NA	NA	NA	NA	NA	NA	NA	NA	NA	2.11	NA	NA
T-3	06/07/2001	NA	NA	NA	NA	NA	NA	NA	NA	NA	NA	NA	NA	1.68	NA	NA
T-3	08/31/2001	NA	NA	NA	NA	NA	NA	NA	NA	NA	NA	NA	NA	3.14	NA	NA
T-3	01/09/2002 c	NA	NA	NA	NA	NA	NA	NA	NA	NA	NA	NA	180.95	NA	NA	NA

WELL CONCENTRATIONS
Shell-branded Service Station
5755 Broadway
Oakland, CA

Well ID	Date	TPPH (ug/L)	B (ug/L)	T (ug/L)	E (ug/L)	X (ug/L)	MTBE 8020 (ug/L)	MTBE 8260 (ug/L)	DIPE (ug/L)	ETBE (ug/L)	TAME (ug/L)	TBA (ug/L)	TOC (MSL)	Depth to Water (ft.)	GW Elevation (MSL)	DO Reading (ppm)
----------------	-------------	-----------------------	--------------------	--------------------	--------------------	--------------------	--------------------------------------	--------------------------------------	-----------------------	-----------------------	-----------------------	----------------------	---------------------	------------------------------------------	----------------------------------------	--------------------------------------

Abbreviations:

TPPH = Total petroleum hydrocarbons as gasoline by EPA Method 8260B; prior to June 7, 2001, analyzed by EPA Method 8015.

BTEX = Benzene, toluene, ethylbenzene, xylenes by EPA Method 8260B; prior to June 7, 2001, analyzed by EPA Method 8020.

MTBE = Methyl tertiary butyl ether

DIPE = Di-isopropyl ether, analyzed by EPA Method 8260B

ETBE = Ethyl tertiary butyl ether, analyzed by EPA Method 8260B

TAME = Tertiary amyl methyl ether, analyzed by EPA Method 8260B

TBA = Tertiary butyl alcohol, analyzed by EPA Method 8260B

TOC = Top of Casing Elevation

SPH = Separate-Phase Hydrocarbons

GW = Groundwater

DO = Dissolved Oxygen

ug/L = Parts per billion

ppm = Parts per million

MSL = Mean sea level

ft. = Feet

<n = Below detection limit

(D) = Duplicate sample

NA = Not applicable

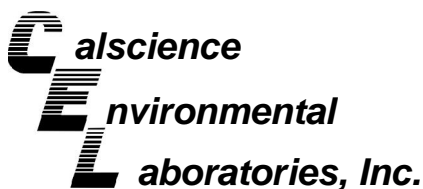
WELL CONCENTRATIONS
Shell-branded Service Station
5755 Broadway
Oakland, CA

Well ID	Date	TPPH (ug/L)	B (ug/L)	T (ug/L)	E (ug/L)	X (ug/L)	MTBE 8020 (ug/L)	MTBE 8260 (ug/L)	DIPE (ug/L)	ETBE (ug/L)	TAME (ug/L)	TBA (ug/L)	TOC (MSL)	Depth to Water (ft.)	GW Elevation (MSL)	DO Reading (ppm)
----------------	-------------	-----------------------	--------------------	--------------------	--------------------	--------------------	--------------------------------------	--------------------------------------	-----------------------	-----------------------	-----------------------	----------------------	---------------------	------------------------------------------	----------------------------------------	--------------------------------------

Notes:

- a = Chromatogram pattern indicated an unidentified hydrocarbon/Hydrocarbon does not match pattern of laboratory's standard.
- b = This sample analyzed outside of EPA recommended hold time.
- c = Survey date only.
- d = Sampled by client; Cambria Environmental.
- e = Unable to gauge depth to water due to extraction tubing.
- f = Unable to gauge.
- g = Quantity of unknown hydrocarbon(s) in sample based on gasoline.
- h = Analyzed by EPA Method 8015B (M).
- i = Analyte was detected at a concentration below the reporting limit and above the laboratory method detection limit. Reported value is estimated.

Site surveyed January 9, 2002 by Virgil Chavez Land Surveying of Vallejo, CA.



August 20, 2007

Michael Ninokata
Blaine Tech Services, Inc.
1680 Rogers Avenue
San Jose, CA 95112-1105

Subject: **Calscience Work Order No.: 07-08-0863**
Client Reference: 5755 Broadway, Oakland, CA

Dear Client:

Enclosed is an analytical report for the above-referenced project. The samples included in this report were received 8/11/2007 and analyzed in accordance with the attached chain-of-custody.

Unless otherwise noted, all analytical testing was accomplished in accordance with the guidelines established in our Quality Systems Manual, applicable standard operating procedures, and other related documentation. The original report of subcontracted analysis, if any, is provided herein, and follows the standard Calscience data package. The results in this analytical report are limited to the samples tested and any reproduction thereof must be made in its entirety.

If you have any questions regarding this report, please do not hesitate to contact the undersigned.

Sincerely,

A handwritten signature in black ink, appearing to read 'Danielle Gonsman'.

Calscience Environmental
Laboratories, Inc.
Danielle Gonsman
Project Manager

Analytical Report



Blaine Tech Services, Inc.
1680 Rogers Avenue
San Jose, CA 95112-1105

Date Received: 08/11/07
Work Order No: 07-08-0863
Preparation: EPA 5030B
Method: EPA 8015B (M)

Project: 5755 Broadway, Oakland, CA

Page 1 of 1

Client Sample Number	Lab Sample Number	Date Collected	Matrix	Instrument	Date Prepared	Date Analyzed	QC Batch ID
S-1	07-08-0863-1	08/09/07	Aqueous	GC 24	08/11/07	08/11/07	070811B02

Parameter	Result	RL	DF	Qual	Units
TPH as Gasoline	ND	50	1		ug/L
<u>Surrogates:</u>	<u>REC (%)</u>	<u>Control Limits</u>		<u>Qual</u>	
1,4-Bromofluorobenzene	79	38-134			

S-2	07-08-0863-2	08/09/07	Aqueous	GC 24	08/11/07	08/11/07	070811B02
-----	--------------	----------	---------	-------	----------	----------	-----------

Parameter	Result	RL	DF	Qual	Units
TPH as Gasoline	4100	50	1		ug/L
<u>Surrogates:</u>	<u>REC (%)</u>	<u>Control Limits</u>		<u>Qual</u>	
1,4-Bromofluorobenzene	104	38-134			

S-3	07-08-0863-3	08/09/07	Aqueous	GC 24	08/11/07	08/11/07	070811B02
-----	--------------	----------	---------	-------	----------	----------	-----------

Parameter	Result	RL	DF	Qual	Units
TPH as Gasoline	ND	50	1		ug/L
<u>Surrogates:</u>	<u>REC (%)</u>	<u>Control Limits</u>		<u>Qual</u>	
1,4-Bromofluorobenzene	78	38-134			

Method Blank	099-12-436-768	N/A	Aqueous	GC 24	08/11/07	08/11/07	070811B02
--------------	----------------	-----	---------	-------	----------	----------	-----------

Parameter	Result	RL	DF	Qual	Units
TPH as Gasoline	ND	50	1		ug/L
<u>Surrogates:</u>	<u>REC (%)</u>	<u>Control Limits</u>		<u>Qual</u>	
1,4-Bromofluorobenzene	78	38-134			

RL - Reporting Limit , DF - Dilution Factor , Qual - Qualifiers

Analytical Report

Blaine Tech Services, Inc.
1680 Rogers Avenue
San Jose, CA 95112-1105

Date Received: 08/11/07
Work Order No: 07-08-0863
Preparation: EPA 5030B
Method: EPA 8260B
Units: ug/L

Project: 5755 Broadway, Oakland, CA

Page 1 of 2

Client Sample Number	Lab Sample Number	Date Collected	Matrix	Instrument	Date Prepared	Date Analyzed	QC Batch ID
S-1	07-08-0863-1	08/09/07	Aqueous	GC/MS U	08/15/07	08/15/07	070815L01

Comment(s): -Results were evaluated to the MDL, concentrations \geq to the MDL but $<$ RL, if found, are qualified with a "J" flag.

Parameter	Result	RL	MDL	DF	Qual	Parameter	Result	RL	MDL	DF	Qual
Benzene	0.35	0.50	0.14	1	J	Methyl-t-Butyl Ether (MTBE)	33	1.0	0.26	1	
Ethylbenzene	ND	1.0	0.23	1		Tert-Butyl Alcohol (TBA)	ND	10	5.4	1	
Toluene	ND	1.0	0.27	1		Diisopropyl Ether (DIPE)	ND	2.0	0.33	1	
p/m-Xylene	ND	1.0	0.54	1		Ethyl-t-Butyl Ether (ETBE)	ND	2.0	0.18	1	
o-Xylene	ND	1.0	0.17	1		Tert-Amyl-Methyl Ether (TAME)	ND	2.0	1.1	1	
<u>Surrogates:</u>	<u>REC (%)</u>	<u>Control Limits</u>			<u>Qual</u>	<u>Surrogates:</u>	<u>REC (%)</u>	<u>Control Limits</u>			<u>Qual</u>
Dibromofluoromethane	122	74-140				1,2-Dichloroethane-d4	128	74-146			
Toluene-d8	108	88-112				1,4-Bromofluorobenzene	94	74-110			

Client Sample Number	Lab Sample Number	Date Collected	Matrix	Instrument	Date Prepared	Date Analyzed	QC Batch ID
S-2	07-08-0863-2	08/09/07	Aqueous	GC/MS U	08/15/07	08/15/07	070815L01

Comment(s): -Results were evaluated to the MDL, concentrations \geq to the MDL but $<$ RL, if found, are qualified with a "J" flag.


Parameter	Result	RL	MDL	DF	Qual	Parameter	Result	RL	MDL	DF	Qual
Benzene	320	5.0	1.4	10		Methyl-t-Butyl Ether (MTBE)	650	10	2.6	10	
Ethylbenzene	30	10	2.3	10		Tert-Butyl Alcohol (TBA)	1400	100	54	10	
Toluene	ND	10	2.7	10		Diisopropyl Ether (DIPE)	ND	20	3.3	10	
p/m-Xylene	11	10	5.4	10		Ethyl-t-Butyl Ether (ETBE)	ND	20	1.8	10	
o-Xylene	ND	10	1.7	10		Tert-Amyl-Methyl Ether (TAME)	ND	20	11	10	
<u>Surrogates:</u>	<u>REC (%)</u>	<u>Control Limits</u>			<u>Qual</u>	<u>Surrogates:</u>	<u>REC (%)</u>	<u>Control Limits</u>			<u>Qual</u>
Dibromofluoromethane	113	74-140				1,2-Dichloroethane-d4	115	74-146			
Toluene-d8	107	88-112				1,4-Bromofluorobenzene	91	74-110			

Client Sample Number	Lab Sample Number	Date Collected	Matrix	Instrument	Date Prepared	Date Analyzed	QC Batch ID
S-3	07-08-0863-3	08/09/07	Aqueous	GC/MS U	08/15/07	08/15/07	070815L01

Comment(s): -Results were evaluated to the MDL, concentrations \geq to the MDL but $<$ RL, if found, are qualified with a "J" flag.

Parameter	Result	RL	MDL	DF	Qual	Parameter	Result	RL	MDL	DF	Qual
Benzene	ND	0.50	0.14	1		Methyl-t-Butyl Ether (MTBE)	ND	1.0	0.26	1	
Ethylbenzene	ND	1.0	0.23	1		Tert-Butyl Alcohol (TBA)	ND	10	5.4	1	
Toluene	ND	1.0	0.27	1		Diisopropyl Ether (DIPE)	ND	2.0	0.33	1	
p/m-Xylene	ND	1.0	0.54	1		Ethyl-t-Butyl Ether (ETBE)	ND	2.0	0.18	1	
o-Xylene	ND	1.0	0.17	1		Tert-Amyl-Methyl Ether (TAME)	ND	2.0	1.1	1	
<u>Surrogates:</u>	<u>REC (%)</u>	<u>Control Limits</u>			<u>Qual</u>	<u>Surrogates:</u>	<u>REC (%)</u>	<u>Control Limits</u>			<u>Qual</u>
Dibromofluoromethane	117	74-140				1,2-Dichloroethane-d4	123	74-146			
Toluene-d8	105	88-112				1,4-Bromofluorobenzene	90	74-110			

RL - Reporting Limit , DF - Dilution Factor , Qual - Qualifiers



Analytical Report



Blaine Tech Services, Inc.
1680 Rogers Avenue
San Jose, CA 95112-1105

Date Received: 08/11/07
Work Order No: 07-08-0863
Preparation: EPA 5030B
Method: EPA 8260B
Units: ug/L

Project: 5755 Broadway, Oakland, CA


Page 2 of 2

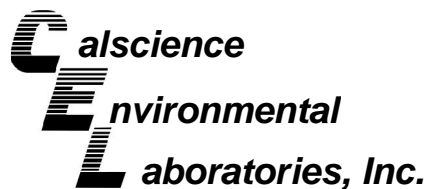
Client Sample Number	Lab Sample Number	Date Collected	Matrix	Instrument	Date Prepared	Date Analyzed	QC Batch ID
Method Blank	099-10-006-22,441	N/A	Aqueous	GC/MS U	08/15/07	08/15/07	070815L01

Comment(s): -Results were evaluated to the MDL, concentrations \geq to the MDL but $<$ RL, if found, are qualified with a "J" flag.

Parameter	Result	RL	MDL	DF	Qual	Parameter	Result	RL	MDL	DF	Qual
Benzene	ND	0.50	0.14	1		Methyl-t-Butyl Ether (MTBE)	ND	1.0	0.26	1	
Ethylbenzene	ND	1.0	0.23	1		Tert-Butyl Alcohol (TBA)	ND	10	5.4	1	
Toluene	ND	1.0	0.27	1		Diisopropyl Ether (DIPE)	ND	2.0	0.33	1	
p/m-Xylene	ND	1.0	0.54	1		Ethyl-t-Butyl Ether (ETBE)	ND	2.0	0.18	1	
o-Xylene	ND	1.0	0.17	1		Tert-Amyl-Methyl Ether (TAME)	ND	2.0	1.1	1	
<u>Surrogates:</u>	<u>REC (%)</u>	<u>Control Limits</u>			<u>Qual</u>	<u>Surrogates:</u>	<u>REC (%)</u>	<u>Control Limits</u>			<u>Qual</u>
Dibromofluoromethane	98	74-140				1,2-Dichloroethane-d4	100	74-146			
Toluene-d8	104	88-112				1,4-Bromofluorobenzene	96	74-110			

RL - Reporting Limit , DF - Dilution Factor , Qual - Qualifiers





Quality Control - Spike/Spike Duplicate



Blaine Tech Services, Inc.
1680 Rogers Avenue
San Jose, CA 95112-1105

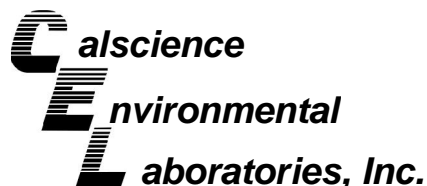
Date Received: 08/11/07
Work Order No: 07-08-0863
Preparation: EPA 5030B
Method: EPA 8015B (M)

Project 5755 Broadway, Oakland, CA

Quality Control Sample ID	Matrix	Instrument	Date Prepared	Date Analyzed	MS/MSD Batch Number
07-08-0456-9	Aqueous	GC 24	08/11/07	08/11/07	070811S01

Parameter	MS %REC	MSD %REC	%REC CL	RPD	RPD CL	Qualifiers
TPH as Gasoline	95	96	68-122	1	0-18	

RPD - Relative Percent Difference , CL - Control Limit



Quality Control - Spike/Spike Duplicate



Blaine Tech Services, Inc.
1680 Rogers Avenue
San Jose, CA 95112-1105

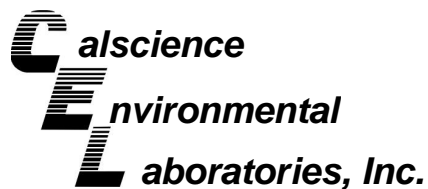
Date Received: 08/11/07
Work Order No: 07-08-0863
Preparation: EPA 5030B
Method: EPA 8260B

Project 5755 Broadway, Oakland, CA

Quality Control Sample ID	Matrix	Instrument	Date Prepared	Date Analyzed	MS/MSD Batch Number
07-08-0871-1	Aqueous	GC/MS U	08/15/07	08/15/07	070815S01

Parameter	MS %REC	MSD %REC	%REC CL	RPD	RPD CL	Qualifiers
Benzene	96	99	88-118	3	0-7	
Carbon Tetrachloride	96	100	67-145	4	0-11	
Chlorobenzene	105	106	88-118	1	0-7	
1,2-Dibromoethane	104	104	70-130	0	0-30	
1,2-Dichlorobenzene	106	109	86-116	2	0-8	
1,1-Dichloroethene	95	100	70-130	6	0-25	
Ethylbenzene	109	110	70-130	1	0-30	
Toluene	104	104	87-123	0	0-8	
Trichloroethene	99	101	79-127	2	0-10	
Vinyl Chloride	92	91	69-129	1	0-13	
Methyl-t-Butyl Ether (MTBE)	0	0	71-131	4	0-13	3
Tert-Butyl Alcohol (TBA)	219	196	36-168	11	0-45	3
Diisopropyl Ether (DIPE)	103	106	81-123	3	0-9	
Ethyl-t-Butyl Ether (ETBE)	105	108	72-126	3	0-12	
Tert-Amyl-Methyl Ether (TAME)	107	110	72-126	2	0-12	
Ethanol	51	49	53-149	2	0-31	3

RPD - Relative Percent Difference , CL - Control Limit



Quality Control - LCS/LCS Duplicate



Blaine Tech Services, Inc.
1680 Rogers Avenue
San Jose, CA 95112-1105

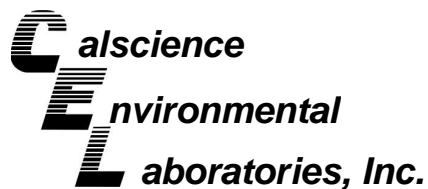
Date Received: N/A
Work Order No: 07-08-0863
Preparation: EPA 5030B
Method: EPA 8015B (M)

Project: 5755 Broadway, Oakland, CA

Quality Control Sample ID	Matrix	Instrument	Date Prepared	Date Analyzed	LCS/LCSD Batch Number
099-12-436-768	Aqueous	GC 24	08/11/07	08/11/07	070811B02

<u>Parameter</u>	<u>LCS %REC</u>	<u>LCSD %REC</u>	<u>%REC CL</u>	<u>RPD</u>	<u>RPD CL</u>	<u>Qualifiers</u>
TPH as Gasoline	98	97	78-120	1	0-10	

RPD - Relative Percent Difference , CL - Control Limit



Quality Control - LCS/LCS Duplicate



Blaine Tech Services, Inc.
1680 Rogers Avenue
San Jose, CA 95112-1105

Date Received: N/A
Work Order No: 07-08-0863
Preparation: EPA 5030B
Method: EPA 8260B

Project: 5755 Broadway, Oakland, CA

Quality Control Sample ID	Matrix	Instrument	Date Prepared	Date Analyzed	LCS/LCSD Batch Number
099-10-006-22,441	Aqueous	GC/MS U	08/15/07	08/15/07	070815L01

Parameter	LCS %REC	LCSD %REC	%REC CL	RPD	RPD CL	Qualifiers
Benzene	94	92	84-120	2	0-8	
Carbon Tetrachloride	94	90	63-147	4	0-10	
Chlorobenzene	103	101	89-119	2	0-7	
1,2-Dibromoethane	102	101	80-120	1	0-20	
1,2-Dichlorobenzene	108	108	89-119	0	0-9	
1,1-Dichloroethene	93	89	77-125	4	0-16	
Ethylbenzene	108	105	80-120	2	0-20	
Toluene	101	100	83-125	1	0-9	
Trichloroethene	96	95	89-119	1	0-8	
Vinyl Chloride	86	87	63-135	1	0-13	
Methyl-t-Butyl Ether (MTBE)	99	98	82-118	1	0-13	
Tert-Butyl Alcohol (TBA)	113	109	46-154	3	0-32	
Diisopropyl Ether (DIPE)	101	99	81-123	3	0-11	
Ethyl-t-Butyl Ether (ETBE)	102	101	74-122	1	0-12	
Tert-Amyl-Methyl Ether (TAME)	105	103	76-124	2	0-10	
Ethanol	101	104	60-138	3	0-32	

RPD - Relative Percent Difference , CL - Control Limit

Work Order Number: 07-08-0863

<u>Qualifier</u>	<u>Definition</u>
*	See applicable analysis comment.
1	Surrogate compound recovery was out of control due to a required sample dilution, therefore, the sample data was reported without further clarification.
2	Surrogate compound recovery was out of control due to matrix interference. The associated method blank surrogate spike compound was in control and, therefore, the sample data was reported without further clarification.
3	Recovery of the Matrix Spike or Matrix Spike Duplicate compound was out of control due to matrix interference. The associated LCS and/or LCSD was in control and, therefore, the sample data was reported without further clarification.
4	The MS/MSD RPD was out of control due to matrix interference. The LCS/LCSD RPD was in control and, therefore, the sample data was reported without further clarification.
5	The PDS/PDSD associated with this batch of samples was out of control due to a matrix interference effect. The associated batch LCS/LCSD was in control and, hence, the associated sample data was reported with no further corrective action required.
A	Result is the average of all dilutions, as defined by the method.
B	Analyte was present in the associated method blank.
C	Analyte presence was not confirmed on primary column.
E	Concentration exceeds the calibration range.
H	Sample received and/or analyzed past the recommended holding time.
J	Analyte was detected at a concentration below the reporting limit and above the laboratory method detection limit. Reported value is estimated.
N	Nontarget Analyte.
ND	Parameter not detected at the indicated reporting limit.
Q	Spike recovery and RPD control limits do not apply resulting from the parameter concentration in the sample exceeding the spike concentration by a factor of four or greater.
U	Undetected at the laboratory method detection limit.
X	% Recovery and/or RPD out-of-range.
Z	Analyte presence was not confirmed by second column or GC/MS analysis.



LAB:

- TA - Irvine, California
- TA - Morgan Hill, California
- TA - Sacramento, California
- TA - Nashville, Tennessee
- GalScience
- Other _____



SHELL Chain Of Custody Record

0863

NAME OF PERSON TO BILL: Denis Brown

ENVIRONMENTAL SERVICES

CHECK BOX TO VERIFY IF NO INCIDENT # APPLIES

INCIDENT # (ES ONLY)

9 8 9 9 5 7 5 6

DATE: 08-10-07

NETWORK DEV / FE

BILL CONSULTANT

PO #

SAP or CRMT #

PAGE: 1 of 1

COMPLIANCE

RMT/CRMT

SAMPLING COMPANY:

Blaine Tech Services

LOG CODE:

BTSS

SITE ADDRESS: Street and City

5755 Broadway, Oakland

State

CA

GLOBAL ID NO.:

T0600101270

ADDRESS:

1680 Rogers Avenue, San Jose, CA 95112

EDF DELIVERABLE TO (Name, Company, Office Location):

Ana Friel, CRA, Eureka Office

PHONE NO.:

(707) 268-3812

E-MAIL:

sonomaedf@croworld.com

CONSULTANT PROJECT NO.:

070810-WW2

PROJECT CONTACT (Hardcopy or PDF Report to):

Michael Ninokata

SAMPLER NAME(S) (Print):

WILLIAM WONG
KEVIN CORDES

LAB USE ONLY

0708-0863

TELEPHONE:

408-573-0555

FAX:

408-573-7771

E-MAIL:

mninokata@blainetech.com

TAT (STD IS 10 BUSINESS DAYS / RUSH IS CALENDAR DAYS):

RESULTS NEEDED

STD 5 DAY 3 DAY 2 DAY 24 HOURS

ON WEEKEND

REQUESTED ANALYSIS

LA - RWQCB REPORT FORMAT UST AGENCY:

SPECIAL INSTRUCTIONS OR NOTES:

- EDD NOT NEEDED
- SHELL CONTRACT RATE APPLIES
- STATE REIMB RATE APPLIES
- RECEIPT VERIFICATION REQUESTED

FIELD NOTES:

Container/Preservative or PID Readings or Laboratory Notes

LAB USE ONLY	Field Sample Identification	SAMPLING		MATRIX	NO. OF CONT.	TPH - Gas, Purgeable (8260B)	TPH - Diesel, Extractable (8015M)	BTEX (8260B)	5 Oxygenates (8260B) (MTBE, TBA, DIPE, TAME, ETBE)	MTBE (8260B)	TBA (8260B)	DIPE (8260B)	TAME (8260B)	ETBE (8260B)	1,2 DCA (8260B)	EDB (8260B)	Ethanol (8260B)	Methanol (8015M)	TPH-motor oil (8015M)	TDS (160.1)	Total Iron (6010B)	Total Lead (6010B)	Total Oil and Grease (1664A)	TEMPERATURE ON RECEIPT C°	
		DATE	TIME																						
	S-1	8/10/07	1530	W	5	X	X	X																	
	S-2	8/10/07	1451	W	5	X	X	X																	
	S-3	8/10/07	1440	W	5	X	X	X																	

Relinquished by: (Signature)

[Signature]

Received by: (Signature)

[Signature]

SAMPLE WSTODIAN

Date:

08-10-07

Time:

1650

Relinquished by: (Signature)

Received by: (Signature)

Date:

08-10-07

Time:

Relinquished by: (Signature)

Shipped via GSO
GSO

Received by: (Signature)

[Signature]

Date:


8/10/07
8/11/07

Time:

1700

05/02/06 Revision

09:30



WORK ORDER #: 07 - 08 - 0863

Cooler 1 of 1

SAMPLE RECEIPT FORM

CLIENT: BTS

DATE: 8/11/07

TEMPERATURE - SAMPLES RECEIVED BY:

CALSCIENCE COURIER:

- Chilled, cooler with temperature blank provided.
Chilled, cooler without temperature blank.
Chilled and placed in cooler with wet ice.
Ambient and placed in cooler with wet ice.
Ambient temperature.
C Temperature blank.

LABORATORY (Other than Calscience Courier):

- C Temperature blank.
2.5 C IR thermometer.
Ambient temperature.

Initial: (RM)

CUSTODY SEAL INTACT:

Sample(s): Cooler: No (Not Intact): Not Present: [check]

Initial: (RM)

SAMPLE CONDITION:

Table with 4 columns: Description, Yes, No, N/A. Rows include Chain-Of-Custody document(s), Sampler's name, Sample container label(s), Sample container(s) intact, Correct containers and volume, Proper preservation, VOA vial(s) free of headspace, Tedlar bag(s) free of condensation.

Initial: (RM)

COMMENTS:

Blank lines for handwritten comments.

SHELL WELLHEAD INSPECTION FORM
(FOR SAMPLE TECHNICIAN)

Site Address 5755 BROADWAY, OAKLAND, CA

Date 08-09-07

Job Number 070800-WWZ Technician WW/KF

Page 1 of 1

Well ID	Well Inspected - No Corrective Action Required	Well Box Meets Compliance Requirements *See Below	Water Bailed From Wellbox	Cap Replaced	Lock Replaced	Well Not Inspected (explain in notes)	New Deficiency Identified	Previously Identified Deficiency Persists	Notes
S-1	X	X							
S-2	X	X							
S-3	X	X							
H-1	X	X							stinger

*Well box must meet all three criteria to be compliant: 1) WELL IS SECURABLE BY DESIGN (12" or less) 2) WELL IS MARKED WITH THE WORDS "MONITORING WELL" (12" or less) 3) WELL TAG IS PRESENT, SECURE, AND CORRECT

Notes: _____

SHELL SITE INSPECTION CHECKLIST

Client Shell Date 6-25-07
 Site Address 5755 Broadway Oakland
 Job Number 070625AA1 Technician Andrew Adinolfi
 Site Status Shell Branded Station _____ Vacant Lot _____ Other _____

- Inspected / Labeled / Cleaned - all wells on Scope Of Work
- Inspected / Cleaned Components - all other identifiable wells N/A
- Inspected site for site investigation & site remediation related trip hazards
- Completed all outstanding *BLAINE Wellhead Repair Order(s)* N/A
- Completed *Shell Wellhead Repair Form(s)* N/A
- Inspected treatment / remediation system compound for security, cleanliness and appearance N/A
- Inspected vacant lot for signs of habitation, hazardous materials or terrain, overgrown vegetation and security N/A
- Visually inspected site drums for condition and proper labeling N/A
- Unresolved deficiencies identified - "*Notice of Deficient Condition*" form(s) completed N/A

Notes _____

PROJECT MANAGER ONLY

Checklist Reviewed msd 6/25 Notes _____
Initial/Date

SHELL WELLHEAD REPAIR FORM

(FOR REPAIR TECHNICIAN)

Site Address 5755 Broadway, Oakland
 Job Number 670625AA1 Technician Andrew Adinoffi

Date 6-25-07
 Page 1 of 1

Inspection Point (Well ID or description of location)	Well Inspected, Cleaned, Labeled - No Further Corrective Action Required	Replaced Cap	Replaced Lock	Replaced Lid Seal	Check Indicates deficiency										Well Not Inspected (explain in notes)	All Repairs Completed	Remaining Deficiencies Logged onto BLAINE Repair Order	Remaining Deficiencies Logged onto Notice of Deficient Condition - BLAINE Unable to Repair	
					Casing	Annular Seal	Tabs / Bolts	Box Structure	Apron	Trip Hazard	Below Grade	Not Secure by Design (12" diameter or less)	Lid not marked with words "MONITORING WELL"	Other Deficiency					Not Secure by Design (greater than 12" diameter)
S-1	<input checked="" type="checkbox"/>																		
Notes:																			
Well box type / size: <u>12" Emco</u>										Materials used:									
S-2			<input checked="" type="checkbox"/>														<input checked="" type="checkbox"/>		
Notes: <u>Lid seal missing</u>																			
Well box type / size: <u>12" Emco</u>										Materials used: <u>Lid seal</u>									
S-3									<input checked="" type="checkbox"/>								<input checked="" type="checkbox"/>		
Notes: <u>Bolts on too tight rctap</u>																			
Well box type / size: <u>12" Emco</u>										Materials used:									
H-1		<input checked="" type="checkbox"/>	<input checked="" type="checkbox"/>															<input checked="" type="checkbox"/>	
Notes: <u>Lock rusted cap damaged</u>																			
Well box type / size: <u>33" by 20" Vault</u>										Materials used: <u>4" cap, lock</u>									
Notes:																			
Well box type / size:										Materials used:									
Notes:																			
Well box type / size:										Materials used:									
Notes:																			
Well box type / size:										Materials used:									

WELL GAUGING DATA

Project # 070809-ww2 Date 08-09-07 Client SHELL

Site 98995756

Well ID	Time	Well Size (in.)	Sheen / Odor	Depth to Immiscible Liquid (ft.)	Thickness of Immiscible Liquid (ft.)	Volume of Immiscibles Removed (ml)	Depth to water (ft.)	Depth to well bottom (ft.)	Survey Point: TOB or <u>TOC</u>	Notes
S-1	1310	3					0.81	11.21		
S-2	1319	4					9.46 3.72	9.46		
S-3	1313	4					2.93	9.54		
H-1	1316	4					4.30	11.06		stringer in well

SHELL WELL MONITORING DATA SHEET

BTS #: 98995756 070809 ^{ww}	Site: 98995756
Sampler: WW/KF ^{ww2}	Date: 08-09-07
Well I.D.: S-1	Well Diameter: 2 <u>3</u> 4 6 8
Total Well Depth (TD): 11.21	Depth to Water (DTW): 0.81
Depth to Free Product:	Thickness of Free Product (feet):
Referenced to: <u>PVC</u> Grade	D.O. Meter (if req'd): YSI HACH
DTW with 80% Recharge [(Height of Water Column x 0.20) + DTW]: 2.89	

Purge Method: Bailer Waterra Sampling Method: Bailer
 Disposable Bailer Peristaltic Disposable Bailer
 Positive Air Displacement Extraction Pump Extraction Port
Electric Submersible Other _____ Dedicated Tubing

$3.9 \text{ (Gals.)} \times 3 = 11.7 \text{ Gals.}$ 1 Case Volume Specified Volumes Calculated Volume	<table border="1" style="width: 100%; border-collapse: collapse;"> <thead> <tr> <th>Well Diameter</th> <th>Multiplier</th> <th>Well Diameter</th> <th>Multiplier</th> </tr> </thead> <tbody> <tr> <td>1"</td> <td>0.04</td> <td>4"</td> <td>0.65</td> </tr> <tr> <td>2"</td> <td>0.16</td> <td>6"</td> <td>1.47</td> </tr> <tr> <td>3"</td> <td>0.37</td> <td>Other</td> <td>radius² * 0.163</td> </tr> </tbody> </table>	Well Diameter	Multiplier	Well Diameter	Multiplier	1"	0.04	4"	0.65	2"	0.16	6"	1.47	3"	0.37	Other	radius ² * 0.163
Well Diameter	Multiplier	Well Diameter	Multiplier														
1"	0.04	4"	0.65														
2"	0.16	6"	1.47														
3"	0.37	Other	radius ² * 0.163														

Time	Temp (°F)	pH	Cond. (mS or µS)	Turbidity (NTUs)	Gals. Removed	Observations
1329	73.1	8.7	381	85	3.9	cloudy
	WELL DEWATERED @ 7 GALLONS					
1529	70.9	8.8	311	322	—	cloudy

Did well dewater? Yes No Gallons actually evacuated: 7

Sampling Date: 08-09-07 Sampling Time: 15:30 Depth to Water: 7.00 2 Prov

Sample I.D.: S-1 Laboratory: STL Other: CALSCIENCE

Analyzed for: TPH-G BTEX MTBE TPH-D Other: see wc

EB I.D. (if applicable): _____ @ _____ Time Duplicate I.D. (if applicable): _____

Analyzed for: TPH-G BTEX MTBE TPH-D Other: _____

D.O. (if req'd):	Pre-purge:	mg/L	Post-purge:	mg/L
O.R.P. (if req'd):	Pre-purge:	mV	Post-purge:	mV

SHELL WELL MONITORING DATA SHEET

BTS #: <u>070809-WW 2</u>	Site: <u>98995756</u>
Sampler: <u>WW / KF</u>	Date: <u>08-09-07</u>
Well I.D.: <u>S-2</u>	Well Diameter: 2 3 <u>(4)</u> 6 8 _____
Total Well Depth (TD): <u>9.46</u>	Depth to Water (DTW): <u>3.72</u>
Depth to Free Product:	Thickness of Free Product (feet):
Referenced to: <u>(PVC)</u> Grade	D.O. Meter (if req'd): YSI HACH
DTW with 80% Recharge [(Height of Water Column x 0.20) + DTW]: <u>4.87</u>	

Purge Method: Bailer Disposable Bailer Positive Air Displacement <u>Electric Submersible</u>	Waterra Peristaltic Extraction Pump Other _____	Sampling Method: <u>Bailer</u> Disposable Bailer Extraction Port Dedicated Tubing Other: _____
-------------------------------------------------------------------------------------------------------	----------------------------------------------------------	------------------------------------------------------------------------------------------------------------

$3.7 \text{ (Gals.)} \times 3 = 11.1 \text{ Gals.}$ 1 Case Volume Specified Volumes Calculated Volume	<table border="1" style="width:100%; border-collapse: collapse; font-size: small;"> <thead> <tr> <th>Well Diameter</th> <th>Multiplier</th> <th>Well Diameter</th> <th>Multiplier</th> </tr> </thead> <tbody> <tr> <td>1"</td> <td>0.04</td> <td>4"</td> <td>0.65</td> </tr> <tr> <td>2"</td> <td>0.16</td> <td>6"</td> <td>1.47</td> </tr> <tr> <td>3"</td> <td>0.37</td> <td>Other</td> <td>radius² * 0.163</td> </tr> </tbody> </table>	Well Diameter	Multiplier	Well Diameter	Multiplier	1"	0.04	4"	0.65	2"	0.16	6"	1.47	3"	0.37	Other	radius ² * 0.163
Well Diameter	Multiplier	Well Diameter	Multiplier														
1"	0.04	4"	0.65														
2"	0.16	6"	1.47														
3"	0.37	Other	radius ² * 0.163														

Time	Temp (°F)	pH	Cond. (mS or MS)	Turbidity (NTUs)	Gals. Removed	Observations
<u>1350</u>	<u>71.5</u>	<u>8.15</u>	<u>831</u>	<u>21</u>	<u>3.7</u>	<u>odor, clear</u>
	<u>WELL DEWATERED @ 4 GALLONS</u>					
<u>1450</u>	<u>70.3</u>	<u>7.5</u>	<u>810</u>	<u>11</u>	<u>-</u>	<u>cc, "</u>

Did well dewater? <u>(Yes)</u> No	Gallons actually evacuated: <u>4</u>
Sampling Date: <u>08-09-07</u>	Sampling Time: <u>1451</u> Depth to Water: <u>4.84</u>
Sample I.D.: <u>S-2</u>	Laboratory: STL Other: <u>CALSCIENCE</u>
Analyzed for: TPH-G BTEX MTBE TPH-D	Other: <u>see WC</u>
EB I.D. (if applicable): @ Time	Duplicate I.D. (if applicable):
Analyzed for: TPH-G BTEX MTBE TPH-D	Other:
D.O. (if req'd): Pre-purge:	Post-purge:
O.R.P. (if req'd): Pre-purge:	Post-purge:

