

C A M B R I A

July 9, 1999

Susan Hugo
Alameda County Health Care Services Agency
1131 Harbor Bay Parkway, Suite 250
Alameda, California 94502-6577

SDP 36/K

Re: **First Quarter 1999 Monitoring Report**
Shell-branded Service Station
5755 Broadway
Oakland, California
Incident #98995756
Cambria Project #241-0483-002



Dear Ms. Hugo:

On behalf of Equiva Services LLC, Cambria Environmental Technology, Inc. (Cambria) is submitting this ground water monitoring report in accordance with the reporting requirements of 23 CCR 2652d.

FIRST QUARTER 1999 ACTIVITIES

Ground Water Monitoring: Blaine Tech Services, Inc. (Blaine) of San Jose, California gauged and sampled the site wells. Blaine calculated ground water elevations and compiled the analytical data. Cambria prepared a ground water elevation contour map (Figure 1). The Blaine report, presenting the laboratory report, is included as Attachment A.

ANTICIPATED FUTURE ACTIVITIES

Ground Water Monitoring: The next sampling event is scheduled for the third quarter of 1999. At that time, Blaine will gauge and sample all wells and tabulate the data. Cambria will prepare a monitoring report.

Oakland, CA
Sonoma, CA
Portland, OR
Seattle, WA

**Cambria
Environmental
Technology, Inc.**

1144 65th Street
Suite B
Oakland, CA 94608
Tel (510) 420-0700
Fax (510) 420-9170

CLOSING

We appreciate the opportunity to work with you on this project. Please call Darryk Ataide at (510) 420-3339 if you have any questions or comments.

Sincerely,
Cambria Environmental Technology, Inc



Darryk Ataide, REA I
Project Manager

Ailsa S. Le May, R.G.
Senior Geologist



Figure: 1 - Ground Water Elevation Contour Map
Attachment: A - Blaine Ground Water Monitoring Report

cc: Karen Petryna, Equiva Services LLC, P.O. Box 6249, Carson, California 90749-6249

g:\oak5755\qm\1q99qm.doc

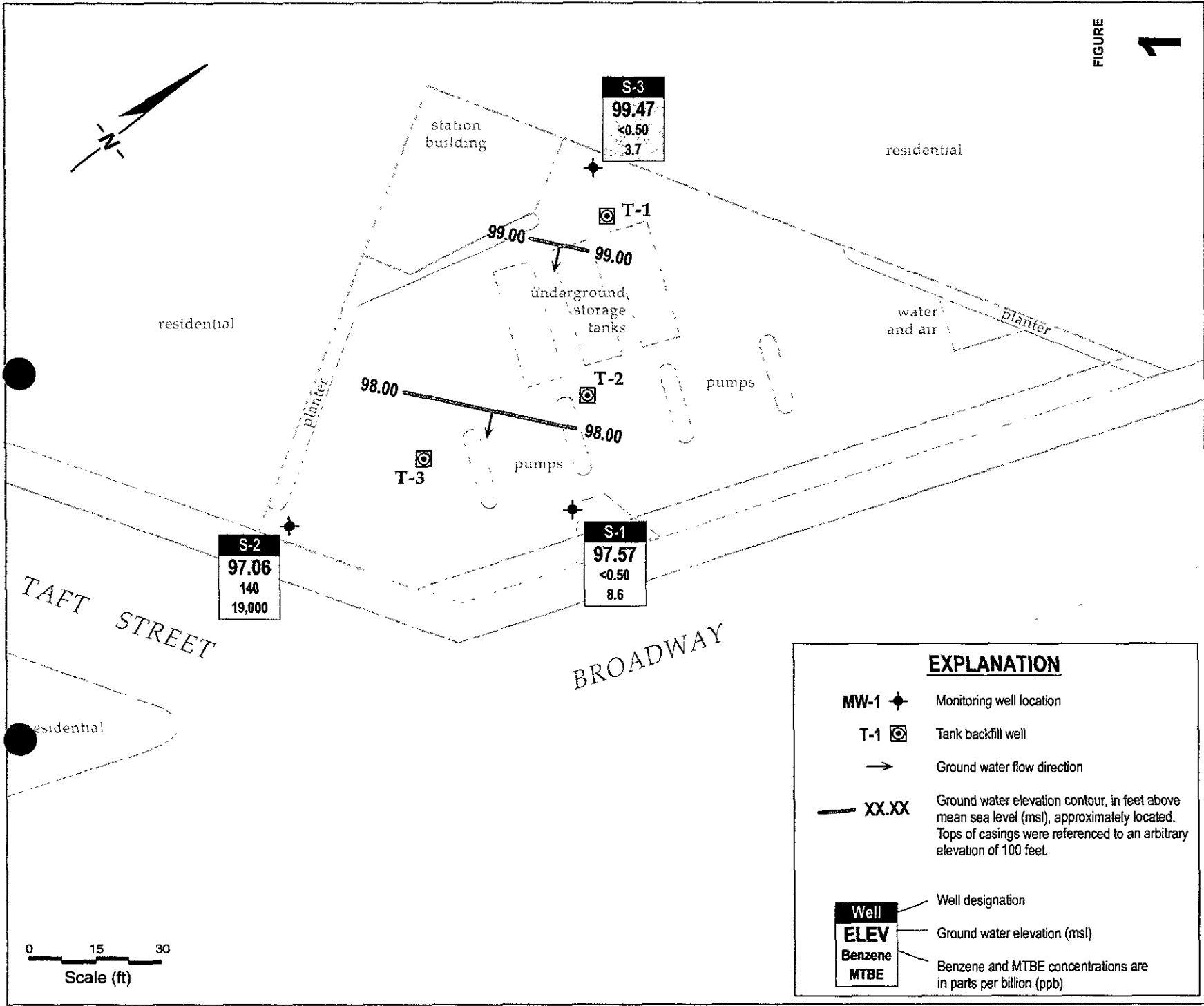


FIGURE 1

Ground Water Elevation Contours

February 16, 1999



Shell-branded Service Station

5755 Broadway
Oakland, California
Incident #98995756

C A M B R I A

EXPLANATION

- MW-1 ◆ Monitoring well location
- T-1 ⊕ Tank backfill well
- Ground water flow direction
- XX.XX Ground water elevation contour, in feet above mean sea level (msl), approximately located. Tops of casings were referenced to an arbitrary elevation of 100 feet.


Well	Well designation
ELEV	Ground water elevation (msl)
Benzene MTBE	Benzene and MTBE concentrations are in parts per billion (ppb)

0 10AK756/FI09895756-MP-A



ATTACHMENT A

Blaine Ground Water Monitoring Report



1680 ROGERS AVENUE
SAN JOSE, CALIFORNIA 95112-1105
(408) 573-7771 FAX
(408) 573-0555 PHONE

April 14, 1999

Karen Petryna
Equiva Services LLC
P.O. Box 6249
Carson, CA 90749-6249

First Quarter 1999 Groundwater Monitoring at
Shell-branded Service Station
5755 Broadway
Oakland, CA

Monitoring performed on February 16, 1999

Groundwater Monitoring Report **990216-G-2**

This report covers the routine monitoring of groundwater wells at this Shell-branded facility. In accordance with standard procedures that conform to Regional Water Quality Control Board requirements, routine field data collection includes depth to water, total well depth, thickness of any separate immiscible layer, water column volume, appropriate calculated purge volume (if applicable), elapsed evacuation time (if applicable), total volume of water removed (if applicable), and standard water parameter instrument readings. Sample material is collected, contained, stored, and transported to the laboratory in conformance with EPA standards. Purgewater (if applicable) is, likewise, collected and transported to the Martinez Refining Company.

Basic field information is presented alongside analytical values excerpted from the laboratory report in the cumulative table of **WELL CONCENTRATIONS**. The full analytical report for the most recent samples and the field data sheets are attached to this report.

At a minimum, Blaine Tech Services, Inc. field personnel are certified on completion of a forty hour Hazardous Materials and Emergency Response training course per 29 CFR 1910.120. Field personnel are also enrolled in annual eight hour refresher courses.

Blaine Tech Services, Inc. conducts sampling and documentation assignments of this type as an independent third party. In order to avoid compromising the objectivity necessary for the proper and disinterested performance of this work, Blaine Tech Services, Inc. concentrates on objective data collection and does not participate in the interpretation of analytical results, the definition of geological or hydrological conditions, the formulation of recommendations, or the marketing of remedial systems.

Please call if you have any questions.

Yours truly,

A handwritten signature in black ink, appearing to read "Deidre Kerwin", with a long horizontal flourish extending to the right.

Deidre Kerwin
Operations Manager

DK/ld

attachments: Cumulative Table of WELL CONCENTRATIONS
Certified Analytical Report
Field Data Sheets

cc: Anni Kreml
Cambria Environmental Technology, Inc.
1144 65th Street. Suite C
Oakland, Ca 94608-2411

WELL CONCENTRATIONS
Shell-branded Service Station
5755 Broadway
Oakland, CA
Wic #204-5510-0303

Well ID	Date	TPPH (ug/L)	B (ug/L)	T (ug/L)	E (ug/L)	X (ug/L)	MTBE 8020 (ug/L)	MTBE 8260 (ug/L)	TOC (MSL)	Depth to Water (ft.)	GW Elevation (MSL)	DO Reading (ppm)
---------	------	----------------	-------------	-------------	-------------	-------------	------------------------	------------------------	--------------	----------------------------	--------------------------	------------------------

S-1	01/25/1991	<30	<0.3	<0.3	<0.3	<0.3	NA	NA	100.00	3.88	96.12	NA
S-1	06/03/1991	<30	<0.3	<0.3	<0.3	<0.3	NA	NA	100.00	3.51	96.49	NA
S-1	08/30/1991	<30	<0.3	<0.3	<0.3	<0.3	NA	NA	100.00	4.24	95.76	NA
S-1	11/22/1991	<30	2.3	<0.46	0.3	<0.65	NA	NA	100.00	4.29	95.71	NA
S-1	03/13/1992	<30	<0.52	<0.3	<0.3	<0.3	NA	NA	100.00	2.87	97.13	NA
S-1	05/28/1992	<50	<0.5	<0.5	<0.5	<0.5	NA	NA	100.00	3.79	96.21	NA
S-1	08/19/1992	<50	<0.5	<0.5	<0.5	<0.5	NA	NA	100.00	4.43	95.57	NA
S-1	11/18/1992	<50	<0.5	<0.5	<0.5	<0.5	NA	NA	100.00	4.34	95.66	NA
S-1	02/10/1993	51	1.4	<0.5	<0.5	<0.5	NA	NA	100.00	4.20	95.80	NA
S-1 (D)	02/10/1993	<50	1.2	<0.5	<0.5	<0.5	NA	NA	100.00	4.20	95.80	NA
S-1	06/11/1993	<50	<0.5	<0.5	<0.5	<0.5	NA	NA	100.00	3.39	96.61	NA
S-1	08/03/1993	<50	<0.5	<0.5	<0.5	<0.5	NA	NA	100.00	3.69	96.31	NA
S-1	11/02/1993	70a	<0.5	<0.5	<0.5	<0.5	NA	NA	100.00	4.26	95.74	NA
S-1	12/16/1993	NA	NA	NA	NA	NA	NA	NA	100.00	2.73	97.27	NA
S-1	02/01/1994	60a	<0.5	<0.5	<0.5	<0.5	NA	NA	100.00	3.38	96.62	NA
S-1	05/04/1994	<50	1.1	<0.5	<0.5	<0.5	NA	NA	100.00	3.00	97.00	NA
S-1	08/18/1994	<50	0.6	<0.5	<0.5	<0.5	NA	NA	100.00	3.70	96.30	NA
S-1 (D)	08/18/1994	60a	0.5	<0.5	<0.5	<0.5	NA	NA	100.00	3.70	96.30	NA
S-1	11/09/1994	<50	4	<0.5	<0.5	<0.5	NA	NA	100.00	2.52	97.48	NA
S-1	02/22/1995	50	0.8	0.7	<0.5	1.3	NA	NA	100.00	4.08	95.92	NA
S-1	05/02/1995	<50	<0.5	<0.5	<0.5	<0.5	NA	NA	100.00	2.58	97.42	NA
S-1	08/30/1995	<50	1.7	<0.5	<0.5	<0.5	NA	NA	100.00	3.48	96.52	NA
S-1	11/28/1995	<50	<0.5	<0.5	<0.5	<0.5	NA	NA	100.00	3.99	96.01	NA
S-1	02/02/1996	<50	11	<0.5	0.9	<0.5	NA	NA	100.00	2.00	98.00	NA
S-1	03/09/1996	<50	<0.5	<0.5	<0.5	<0.5	NA	NA	100.00	3.38	99.62	NA
S-1	08/22/1996	<50	1.5	<0.5	<0.5	<0.5	130	NA	100.00	3.43	96.57	NA
S-1	11/07/1996	<50	<0.5	<0.5	<0.5	<0.5	57	NA	100.00	3.70	96.30	4.33

WELL CONCENTRATIONS
Shell-branded Service Station
5755 Broadway
Oakland, CA
Wic #204-5510-0303

*Total well depth
22.8 ft*

Well ID	Date	TPPH (ug/L)	B (ug/L)	T (ug/L)	E (ug/L)	X (ug/L)	MTBE 8020 (ug/L)	MTBE 8260 (ug/L)	TOC (MSL)	Depth to Water (ft.)	GW Elevation (MSL)	DO Reading (ppm)
---------	------	----------------	-------------	-------------	-------------	-------------	------------------------	------------------------	--------------	----------------------------	--------------------------	------------------------

S-1	02/20/1997	<50	0.64	<0.50	<0.50	1.6	6.5	NA	100.00	3.60	96.40	2
S-1	05/30/1997	<50	<0.50	<0.50	<0.50	<0.50	46	NA	100.00	3.47	96.53	7
S-1 (D)	05/30/1997	<50	<0.50	<0.50	<0.50	<0.50	47	NA	100.00	3.47	96.53	7
S-1	08/21/1997	<50	<0.50	<0.50	<0.50	0.84	26	NA	100.00	3.01	96.99	3.1
S-1	11/03/1997	<50	<0.50	1.1	<0.50	1.3	190	NA	100.00	3.66	96.34	2
S-1	01/20/1998	110	7.9	2.8	4.4	13	53	NA	100.00	1.84	98.16	4.6
S-1 (D)	01/20/1998	130	9.2	6.9	5.2	15	93	NA	100.00	1.84	98.16	4.6
S-1	02/16/1999	<50	<0.50	<0.50	<0.50	<0.50	8.6	NA	100.00	2.43	97.57	2.2

S2 = Total WD = 9.4

S-2	01/25/1991	450	140	1.8	6.2	15	NA	NA	98.92	4.52	94.40	NA
S-2	06/03/1991	490	150	2.7	8.2	7	NA	NA	98.92	4.02	94.90	NA
S-2	08/30/1991	70	0.37	<0.3	<0.3	<0.3	NA	NA	98.92	4.70	94.22	NA
S-2	11/22/1991	1,600	110	9.3	29	150	NA	NA	98.92	4.72	94.20	NA
S-2	03/13/1992	1,300	210	5.7	34	79	NA	NA	98.92	3.47	95.45	NA
S-2	05/28/1992	100	28	<0.5	<0.5	<0.5	NA	NA	98.92	4.45	94.45	NA
S-2	08/19/1992	470	42	<0.5	8.3	4	NA	NA	98.92	4.84	94.08	NA
S-2	11/18/1992	490	43	39	17	29	NA	NA	98.92	4.73	94.19	NA
S-2	02/10/1993	19,000	710	760	80	370	NA	NA	98.92	4.83	94.09	NA
S-2	06/11/1993	33,000	3,100	1,600	370	1,100	NA	NA	98.92	3.74	95.18	NA
S-2	08/03/1993	18,000	1,400	130	81	130	NA	NA	98.92	4.23	94.69	NA
S-2 (D)	08/03/1993	19,000	1,400	140	86	150	NA	NA	98.92	4.23	94.69	NA
S-2	11/02/1993	12,000a	470	47	31	92	NA	NA	98.92	4.72	94.20	NA
S-2 (D)	11/02/1993	13,000a	530	47	35	96	NA	NA	98.92	4.72	94.20	NA
S-2	12/16/1993	NA	NA	NA	NA	NA	NA	NA	98.92	3.00	95.92	NA
S-2	02/01/1994	31,000a	430	46	50	130	NA	NA	98.92	3.48	95.44	NA
S-2 (D)	02/01/1994	31,000a	300	33	30	100	NA	NA	98.92	3.48	95.44	NA
S-2	05/04/1994	3,900	1,200	31	53	71	NA	NA	98.92	3.26	95.66	NA
S-2 (D)	05/04/1994	4,500	1,200	37	57	110	NA	NA	98.92	3.26	95.66	NA

Piping leaked →

WELL CONCENTRATIONS
Shell-branded Service Station
5755 Broadway
Oakland, CA
Wic #204-5510-0303

Well ID	Date	TPPH (ug/L)	B (ug/L)	T (ug/L)	E (ug/L)	X (ug/L)	MTBE 8020 (ug/L)	MTBE 8260 (ug/L)	TOC (MSL)	Depth to Water (ft.)	GW Elevation (MSL)	DO Reading (ppm)
S-2	08/18/1994	24,000	600	8.3	15	27	NA	NA	98.92	3.98	94.94	NA
S-2	11/09/1994	1,400a	240	9.3	13	20	NA	NA	98.92	3.10	95.82	NA
S-2 (D)	11/09/1994	1,800	260	8.5	13	21	NA	NA	98.92	3.10	95.82	NA
S-2	02/22/1995	29,000	550	18	12	63	NA	NA	98.92	4.02	94.90	NA
S-2 (D)	02/22/1995	28,000	530	17	10	60	NA	NA	98.92	4.02	94.90	NA
S-2	05/02/1995	4,400	1,000	25	38	77	NA	NA	98.92	2.86	96.06	NA
S-2 (D)	05/02/1995	4,400	1,000	26	41	83	NA	NA	98.92	2.86	96.06	NA
S-2	08/30/1995	800	350	20	6.7	16	NA	NA	98.92	4.06	94.86	NA
S-2 (D)	08/30/1995	960	220	22	12	48	NA	NA	98.92	4.06	94.86	NA
S-2	11/28/1995	2,000	230	220	50	230	NA	NA	98.92	4.48	94.44	NA
S-2 (D)	11/28/1995	2,100	240	230	51	230	NA	NA	98.92	4.48	94.44	NA
S-2	02/02/1996	18,000	540	18	12	22	NA	NA	98.92	1.99	96.93	NA
S-2 (D)	02/02/1996	11,000	600	18	13	28	NA	NA	98.92	1.99	96.93	NA
S-2	03/09/1996	3,800	1,500	27	30	58	NA	NA	98.92	3.27	95.65	NA
S-2 (D)	03/09/1996	3,500	1,300	24	21	53	NA	NA	98.92	3.27	95.65	NA
S-2	08/22/1996	<20,000	490	<200	<200	<200	43,000	NA	98.92	3.85	95.07	NA
S-2 (D)	08/22/1996	<20,000	570	<200	<200	<200	59,000	51,000	98.92	3.85	95.07	NA
S-2	11/07/1996	<5,000	290	<50	<50	<50	32,000	NA	98.92	4.00	94.92	3.51
S-2 (D)	11/07/1996	<5,000	290	<50	<50	<50	32,000	NA	98.92	4.00	94.92	3.51
S-2	02/20/1997	<10,000	520	<100	<100	<100	28,000	NA	98.92	3.20	95.72	1
S-2 (D)	02/20/1997	<10,000	520	<100	<100	<100	35,000	NA	98.92	3.20	95.72	1
S-2	05/30/1997	150	15	11	3.5	15	11	NA	98.92	3.87	95.05	6
S-2	08/21/1997	1,600	220	<10	20	<10	18,000	NA	98.92	3.29	95.63	3.3
S-2 (D)	08/21/1997	1,500	180	<10	16	<10	21,000	NA	98.92	3.29	95.63	3.3
S-2	11/03/1997	1,000	94	<10	<10	<10	<50	NA	98.92	4.02	94.90	1.8
S-2	01/20/1998	590	110	8.3	18	23	7,800	NA	98.92	1.54	97.38	3.2
S-2	07/23/1998	2,600	840	<10	44	22	15,000	NA	98.92	2.89	96.03	NA
S-2	02/16/1999	680	140	6.1	10	18	19,000	NA	98.92	1.86	97.06	2.0

WELL CONCENTRATIONS
Shell-branded Service Station
5755 Broadway
Oakland, CA
Wic #204-5510-0303

Well ID	Date	TPPH (ug/L)	B (ug/L)	T (ug/L)	E (ug/L)	X (ug/L)	MTBE 8020 (ug/L)	MTBE 8260 (ug/L)	TOC (MSL)	Depth to Water (ft.)	GW Elevation (MSL)	DO Reading (ppm)
S-3	01/25/1991	<30	<0.3	<0.3	<0.3	<0.3	NA	NA	101.67	3.84	97.83	NA
S-3	06/03/1991	<30	<0.3	0.3	0.3	0.3	NA	NA	101.67	3.25	98.42	NA
S-3	08/03/1991	<30	<0.3	<0.3	<0.3	<0.3	NA	NA	101.67	4.73	96.94	NA
S-3	11/22/1991	<30	<0.3	<0.3	<0.3	<0.3	NA	NA	101.67	4.81	96.86	NA
S-3	03/13/1992	<30	<0.3	0.3	0.3	0.3	NA	NA	101.67	2.29	99.38	NA
S-3	05/28/1992	<50	<0.5	<0.5	<0.5	<0.5	NA	NA	101.67	3.62	98.05	NA
S-3	08/19/1992	<50	<0.5	<0.5	<0.5	0.5	NA	NA	101.67	4.66	97.01	NA
S-3	11/18/1992	<50	<0.5	<0.5	<0.5	<0.5	NA	NA	101.67	4.51	97.16	NA
S-3	02/10/1993	30	1.9	3.2	2.4	5.6	NA	NA	101.67	4.36	97.31	NA
S-3	06/11/1993	<50	<0.5	<0.5	<0.5	<0.5	NA	NA	101.67	2.91	98.76	NA
S-3 (D)	06/11/1993	<50	<0.5	<0.5	<0.5	<0.5	NA	NA	101.67	2.91	98.76	NA
S-3	08/03/1993	<50	<0.5	<0.5	<0.5	<0.5	NA	NA	101.67	3.70	97.97	NA
S-3	11/02/1993	Well inaccessible		NA	NA	NA	NA	NA	101.67	NA	NA	NA
S-3	12/16/1993	NA	NA	NA	NA	NA	NA	NA	101.67	2.12	99.55	NA
S-3	02/01/1994	<50	<0.5	<0.5	<0.5	<0.5	NA	NA	101.67	2.90	98.77	NA
S-3	05/04/1994	<50	<0.5	<0.5	<0.5	<0.5	NA	NA	101.67	2.54	99.13	NA
S-3	08/18/1994	<50	<0.5	<0.5	<0.5	<0.5	NA	NA	101.67	3.51	98.16	NA
S-3	11/09/1994	<50	<0.5	<0.5	<0.5	<0.5	NA	NA	101.67	2.44	99.23	NA
S-3	02/22/1995	80	<0.5	0.5	<0.5	0.5	NA	NA	101.67	4.12	97.55	NA
S-3	05/02/1995	<50	<0.5	<0.5	<0.5	<0.5	NA	NA	101.67	2.83	98.84	NA
S-3	08/30/1995	<50	0.5	<0.5	<0.5	<0.5	NA	NA	101.67	3.16	98.51	NA
S-3	11/28/1995	<50	<0.5	<0.5	<0.5	<0.5	NA	NA	101.67	3.87	97.80	NA
S-3	02/02/1996	<50	<0.5	<0.5	<0.5	<0.5	NA	NA	101.67	2.24	99.43	NA
S-3	03/09/1996	<50	<0.5	<0.5	<0.5	<0.5	NA	NA	101.67	3.05	98.62	NA
S-3	08/22/1996	<50	0.8	<0.5	<0.5	<0.5	<2.5	NA	101.67	2.85	98.82	4.6
S-3	11/07/1996	<50	<0.5	<0.5	<0.5	<0.5	<2.5	NA	101.67	3.35	98.32	4.6
S-3	02/20/1997	<50	<0.50	<0.50	<0.50	<0.50	<2.5	NA	101.67	3.00	98.67	1

WELL CONCENTRATIONS
Shell-branded Service Station
5755 Broadway
Oakland, CA
Wic #204-5510-0303

S3 = TWD: 9.5

Well ID	Date	TPPH (ug/L)	B (ug/L)	T (ug/L)	E (ug/L)	X (ug/L)	MTBE 8020 (ug/L)	MTBE 8260 (ug/L)	TOC (MSL)	Depth to Water (ft.)	GW Elevation (MSL)	DO Reading (ppm)
S-3	05/30/1997	140	14	10	3.3	14	8.6	NA	101.67	3.00	98.67	8
S-3	08/21/1997	<50	<0.50	<0.50	<0.50	<0.50	<2.5	NA	101.67	2.94	98.73	3.3
S-3	11/03/1997	<50	<0.50	<0.50	<0.50	<0.50	<2.5	NA	101.67	3.36	98.31	2.4
S-3 (D)	11/03/1997	<50	<0.50	<0.50	<0.50	<0.50	<2.5	NA	101.67	3.36	98.31	2.4
S-3	01/20/1998	Well inaccessible		NA	NA	NA	NA	NA	101.67	NA	NA	NA
S-3	07/23/1998	NA	NA	NA	NA	NA	NA	NA	101.67	2.69	98.98	NA
S-3	02/16/1999	<50	<0.50	0.92	0.59	3.9	3.7	NA	101.67	2.20	99.47	2.8
T-1	05/30/1997	NA	NA	NA	NA	NA	NA	NA	NA	2.65	NA	NA
T-1	08/21/1997	NA	NA	NA	NA	NA	NA	NA	NA	2.69	NA	NA
T-1	11/03/1997	NA	NA	NA	NA	NA	NA	NA	NA	3.09	NA	NA
T-1	01/20/1998	NA	NA	NA	NA	NA	NA	NA	NA	0.61	NA	NA
T-1	07/23/1998	NA	NA	NA	NA	NA	NA	NA	NA	2.32	NA	NA
T-1	02/16/1999	NA	NA	NA	NA	NA	NA	NA	NA	1.95	NA	NA
T-2	05/30/1997	NA	NA	NA	NA	NA	NA	NA	NA	1.81	NA	NA
T-2	08/21/1997	NA	NA	NA	NA	NA	NA	NA	NA	1.89	NA	NA
T-2	11/03/1997	NA	NA	NA	NA	NA	NA	NA	NA	2.25	NA	NA
T-2	01/20/1998	NA	NA	NA	NA	NA	NA	NA	NA	0.55	NA	NA
T-2	07/23/1998	NA	NA	NA	NA	NA	NA	NA	NA	1.21	NA	NA
T-2	02/16/1999	NA	NA	NA	NA	NA	NA	NA	NA	1.08	NA	NA
T-3	05/30/1997	NA	NA	NA	NA	NA	NA	NA	NA	2.31	NA	NA
T-3	08/21/1997	NA	NA	NA	NA	NA	NA	NA	NA	1.57	NA	NA
T-3	11/03/1997	NA	NA	NA	NA	NA	NA	NA	NA	3.50	NA	NA
T-3	01/20/1998	NA	NA	NA	NA	NA	NA	NA	NA	0.76	NA	NA
T-3	07/23/1998	NA	NA	NA	NA	NA	NA	NA	NA	0.82	NA	NA
T-3	02/16/1999	NA	NA	NA	NA	NA	NA	NA	NA	0.55	NA	NA

WELL CONCENTRATIONS
Shell-branded Service Station
5755 Broadway
Oakland, CA
Wic #204-5510-0303

Well ID	Date	TPPH (ug/L)	B (ug/L)	T (ug/L)	E (ug/L)	X (ug/L)	MTBE 8020 (ug/L)	MTBE 8260 (ug/L)	TOC (MSL)	Depth to Water (ft.)	GW Elevation (MSL)	DO Reading (ppm)
---------	------	----------------	-------------	-------------	-------------	-------------	------------------------	------------------------	--------------	----------------------------	--------------------------	------------------------

Abbreviations:

TPPH= Total petroleum hydrocarbons as gasoline by modified EPA Method 8015

BTEX = benzene, toluene, ethylbenzene, xylenes by EPA Method 8020

MTBE = methyl-tertiary-butyl ether

TOC = Top of Casing Elevation

SPH = Separate-Phase Hydrocarbons

GW = Groundwater

DO = Dissolved Oxygen

ug/L = parts per billion

msl = Mean sea level

ft = Feet

<n = Below detection limit

D = Duplicate sample

Notes:

a = Chromatogram pattern indicated an unidentified hydrocarbon.

Top of casing elevations referenced to arbitrary elevation of 100 ft.



Sequoia
Analytical

Chesapeake Drive
404 N. Wiget Lane
819 Striker Avenue, Suite 8
1455 McDowell Blvd. North, Ste. D
1551 Industrial Road

Redwood City, CA 94063	(650) 364-9600	FAX (650) 364-9233
Walnut Creek, CA 94598	(925) 988-9600	FAX (925) 988-9673
Sacramento, CA 95834	(916) 921-9600	FAX (916) 921-0100
Petaluma, CA 94954	(707) 792-1865	FAX (707) 792-0342
San Carlos, CA 94070-4111	(650) 232-9600	FAX (650) 232-9612


Blaine Tech Services 1680 Rogers Avenue San Jose, CA 95112 Attention: Fran Thie	Client Proj. ID: Shell 5755 Broadway, Oakland Lab Proj. ID: 9902912	Received: 02/17/99 Reported: 03/07/99
--	--	--

LABORATORY NARRATIVE

In order to properly interpret this report, it must be reproduced in its entirety. This report contains a total of 7 pages including the laboratory narrative, sample results, quality control, and related documents as required (cover page, COC, raw data, etc.).

Sample 9902912-2 was analyzed twice per client request. MTBE was analyzed 3/1/99 on GCHP02.

SEQUOIA ANALYTICAL


Project Manager





Sequoia Analytical

680 Chesapeake Ave
404 N. Wiget Lane
819 Striker Avenue, Suite 8
1455 McDowell Blvd. North, Ste. D
1551 Industrial Road

Redwood City, CA 94063
Walnut Creek, CA 94598
Sacramento, CA 95834
Petaluma, CA 94954
San Carlos, CA 94070-4111

(650) 232-9600
(925) 988-9600
(916) 921-9600
(707) 792-1865
(650) 232-9600

FAX (650) 364-9233
FAX (925) 988-9673
FAX (916) 921-0100
FAX (707) 792-0342
FAX (650) 232-9612

Blaine Tech Services
680 Rogers Avenue
San Jose, CA 95112
Attention: Fran Thie

Project: Shell 5755 Broadway, Oakland

Enclosed are the results from samples received at Sequoia Analytical on February 17, 1999.
The requested analyses are listed below:

<u>SAMPLE #</u>	<u>SAMPLE DESCRIPTION</u>	<u>DATE COLLECTED</u>	<u>TEST METHOD</u>
902912 -01	LIQUID, S-1	02/16/99	Purgeable TPH/BTEX/MTBE
902912 -02	LIQUID, S-2	02/16/99	Purgeable TPH/BTEX/MTBE
902912 -03	LIQUID, S-3	02/16/99	Purgeable TPH/BTEX/MTBE

Please contact me if you have any questions. In the meantime, thank you for the opportunity to work with you on this project.

Very truly yours,

SEQUOIA ANALYTICAL

Project Manager





Sequoia
Analytical

Chesapeake Drive
104 N. Wiget Lane
819 Striker Avenue, Suite 8
1455 McDowell Blvd. North, Ste. D
1551 Industrial Road

Redwood City, CA 94063
Walnut Creek, CA 94598
Sacramento, CA 95834
Petaluma, CA 94954
San Carlos, CA 94070-4111

(650) 364-9600
(925) 988-9600
(916) 921-9600
(707) 792-1865
(650) 232-9600

FAX (650) 364-9233
FAX (925) 988-9673
FAX (916) 921-0100
FAX (707) 792-0342
FAX (650) 232-9612

Blaine Tech Services 1680 Rogers Avenue San Jose, CA 95112	Client Proj. ID: Shell 5755 Broadway, Oakland Sample Descript: S-1 Matrix: LIQUID Analysis Method: 8015Mod/8020 Lab Number: 9902912-01	Sampled: 02/16/99 Received: 02/17/99 Analyzed: 02/25/99 Reported: 03/07/99
--	--	---


QC Batch Number: GC022599BTEX02A
Instrument ID: GCHP02

Total Purgeable Petroleum Hydrocarbons (TPPH) with BTEX and MTBE

Analyte	Detection Limit ug/L	Sample Results ug/L
TPPH as Gas	50	N.D.
Methyl t-Butyl Ether	2.5	8.6
Benzene	0.50	N.D.
Toluene	0.50	N.D.
Ethyl Benzene	0.50	N.D.
Xylenes (Total)	0.50	N.D.
Chromatogram Pattern:		
Surrogates	Control Limits %	% Recovery
Trifluorotoluene	70 130	115

Analytes reported as N.D. were not present above the stated limit of detection.

SEQUOIA ANALYTICAL - ELAP #1210


Project Manager





Sequoia Analytical

680 Chesapeake Drive
 404 N. Wiget Lane
 819 Striker Avenue, Suite 8
 1455 McDowell Blvd. North, Ste. D
 1551 Industrial Road

Redwood City, CA 94063
 Walnut Creek, CA 94598
 Sacramento, CA 95834
 Petaluma, CA 94954
 San Carlos, CA 94070-4111

(650) 4-9600
 (925) 988-9600
 (916) 921-9600
 (707) 792-1865
 (650) 232-9600

FAX (650) 364-9233
 FAX (925) 988-9673
 FAX (916) 921-0100
 FAX (707) 792-0342
 FAX (650) 232-9612

Blaine Tech Services 1680 Rogers Avenue San Jose, CA 95112	Client Proj. ID: Shell 5755 Broadway, Oakland Sample Descript: S-2 Matrix: LIQUID Analysis Method: 8015Mod/8020 Lab Number: 9902912-02	Sampled: 02/16/99 Received: 02/17/99 Analyzed: 02/28/99 Reported: 03/07/99
--	--	---

GC Batch Number: GC022899BTEX02A
 Instrument ID: GCHP02


Total Purgeable Petroleum Hydrocarbons (TPPH) with BTEX and MTBE

Analyte	Detection Limit ug/L	Sample Results ug/L
TPPH as Gas	100	680
Methyl t-Butyl Ether	250	19000
Benzene	1.0	140
Toluene	1.0	6.1
Ethyl Benzene	1.0	10
Xylenes (Total)	1.0	18
Chromatogram Pattern:		C6-C12

Surrogates	Control Limits %	% Recovery
Trifluorotoluene	70	130
		197 Q

analytes reported as N.D. were not present above the stated limit of detection.

SEQUOIA ANALYTICAL - ELAP #1210


 Project Manager





Sequoia
Analytical

Chesapeake Drive
104 N. Wiget Lane
819 Striker Avenue, Suite 8
1455 McDowell Blvd. North, Ste. D
1551 Industrial Road

Redwood City, CA 94063
Walnut Creek, CA 94598
Sacramento, CA 95834
Petaluma, CA 94954
San Carlos, CA 94070-4111

(650) 364-9600
(925) 988-9600
(916) 921-9600
(707) 792-1865
(650) 232-9600

FAX (650) 364-9233
FAX (925) 988-9673
FAX (916) 921-0100
FAX (707) 792-0342
FAX (650) 232-9612

Blaine Tech Services 1680 Rogers Avenue San Jose, CA 95112	Client Proj. ID: Shell 5755 Broadway, Oakland Sample Descript: S-3 Matrix: LIQUID Analysis Method: 8015Mod/8020 Lab Number: 9902912-03	Sampled: 02/16/99 Received: 02/17/99 Analyzed: 02/25/99 Reported: 03/07/99
--	--	---


QC Batch Number: GC022599BTEX02A
Instrument ID: GCHP02

Total Purgeable Petroleum Hydrocarbons (TPPH) with BTEX and MTBE

Analyte	Detection Limit ug/L	Sample Results ug/L
TPPH as Gas	50	N.D.
Methyl t-Butyl Ether	2.5	3.7
Benzene	0.50	N.D.
Toluene	0.50	0.92
Ethyl Benzene	0.50	0.59
Xylenes (Total)	0.50	3.9
Chromatogram Pattern:		
Surrogates	Control Limits %	% Recovery
Trifluorotoluene	70 130	115

Analytes reported as N.D. were not present above the stated limit of detection.

SEQUOIA ANALYTICAL - ELAP #1210


Project Manager





Sequoia Analytical

680 Chesapeake Ave
404 N. Wiget Lane
819 Striker Avenue, Suite 8
1455 McDowell Blvd. North, Ste. D
1551 Industrial Road

Redwood City, CA 94063
Walnut Creek, CA 94598
Sacramento, CA 95834
Petaluma, CA 94954
San Carlos, CA 94070-4111

(650) 964-9600
(925) 988-9600
(916) 921-9600
(707) 792-1865
(650) 232-9600

FAX (650) 364-9233
FAX (925) 988-9673
FAX (916) 921-0100
FAX (707) 792-0342
FAX (650) 232-9612

Blaine Tech Services
1680 Rogers Avenue
San Jose, CA 95112
Attention: Fran Thie

Client Project ID: Shell 5755 Broadway, Oakland

QC Sample Group: 9902912-01, 03

Reported: Mar 7, 1999

QUALITY CONTROL DATA REPORT

Matrix: Liquid
Method: EPA 8020
Analyst: TLP

ANALYTE	Benzene	Toluene	Ethylbenzene	Xylenes
---------	---------	---------	--------------	---------

QC Batch #: GC022599BTEX02A

Sample No.: GW9902894-02

Date Prepared:	2/25/99	2/25/99	2/25/99	2/25/99
Date Analyzed:	2/25/99	2/25/99	2/25/99	2/25/99
Instrument I.D.#:	GCHP02	GCHP02	GCHP02	GCHP02
Sample Conc., ug/L:	N.D.	N.D.	N.D.	N.D.
Conc. Spiked, ug/L:	10	10	10	30
Matrix Spike, ug/L:	9.2	9.1	9.1	27
% Recovery:	92	91	91	91
Matrix Spike Duplicate, ug/L:	9.0	8.9	9.0	27
% Recovery:	90	89	90	90
Relative % Difference:	2.2	2.2	1.1	1.1
RPD Control Limits:	0-25	0-25	0-25	0-25

LCS Batch#: GC022599BTEX02A

Date Prepared:	2/25/99	2/25/99	2/25/99	2/25/99
Date Analyzed:	2/25/99	2/25/99	2/25/99	2/25/99
Instrument I.D.#:	GCHP02	GCHP02	GCHP02	GCHP02
Conc. Spiked, ug/L:	10	10	10	30
LCS Recovery, ug/L:	9.5	9.5	9.6	29
LCS % Recovery:	95	95	96	97

Percent Recovery Control Limits:

MS/MSD	60-140	60-140	60-140	60-140
LCS	70-130	70-130	70-130	70-130

Quality Assurance Statement: All standard operating procedures and quality control requirements have been met.

Please Note:

The LCS is a control sample of known, interferent free matrix that is analyzed using the same reagents, preparation, and analytical methods employed for the samples. The matrix spike is an aliquot of sample fortified with known quantities of specific compounds and subjected to the entire analytical procedure. If the recovery of analytes from the matrix spike does not fall within specified control limits due to matrix interference, the LCS recovery is to be used to validate the batch.

SEQUOIA ANALYTICAL

Kayvan Kimyai
Project Manager





Sequoia
Analytical

Chesapeake Drive
404 N. Wiget Lane
819 Striker Avenue, Suite 8
1455 McDowell Blvd. North, Ste. D
1551 Industrial Road

Redwood City, CA 94063
Walnut Creek, CA 94598
Sacramento, CA 95834
Petaluma, CA 94954
San Carlos, CA 94070-4111

(650) 364-9600
(925) 988-9600
(916) 921-9600
(707) 792-1865
(650) 232-9600

FAX (650) 364-9233
FAX (925) 988-9673
FAX (916) 921-0100
FAX (707) 792-0342
FAX (650) 232-9612

Blaine Tech Services
1680 Rogers Avenue
San Jose, CA 95112
Attention: Fran Thie

Client Project ID: Shell 5755 Broadway, Oakland

QC Sample Group: 9902912-02

Reported: Mar 7, 1999

QUALITY CONTROL DATA REPORT

Matrix: Liquid
Method: EPA 8015
Analyst: TLP

ANALYTE Gasoline

QC Batch #: GC022899BTEX02A

Sample No.: GW9902879-01

Date Prepared: 2/26/99

Date Analyzed: 2/26/99

Instrument I.D.#: GCHP02

Sample Conc., ug/L: N.D.

Conc. Spiked, ug/L: 250

Matrix Spike, ug/L: 220

% Recovery: 88

Matrix

Spike Duplicate, ug/L: 210

% Recovery: 84

Relative % Difference: 4.7

RPD Control Limits: 0-25

LCS Batch#: GC022699BTEX02A

Date Prepared: 2/26/99

Date Analyzed: 2/26/99

Instrument I.D.#: GCHP02

Conc. Spiked, ug/L: 250

LCS Recovery, ug/L: 230

LCS % Recovery: 92

Percent Recovery Control Limits:

MS/MSD 60-140

LCS 70-130

Quality Assurance Statement: All standard operating procedures and quality control requirements have been met.

Please Note:

The LCS is a control sample of known, interferent free matrix that is analyzed using the same reagents, preparation, and analytical methods employed for the samples. The matrix spike is an aliquot of sample fortified with known quantities of specific compounds and subjected to the entire analytical procedure. If the recovery of analytes from the matrix spike does not fall within specified control limits due to matrix interference, the LCS recovery is to be used to validate the batch.

SEQUOIA ANALYTICAL

Kayvan Kimyai
Project Manager





SHELL OIL COMPANY
 RETAIL ENVIRONMENTAL ENGINEERING - WEST

CHAIN OF CUSTODY RECORD

Serial No: 990216-62

Date: 1/17/06
 Page 1 of 1

Site Address: 5755 Broadway, Oakland, CA

WIC#: 204-5510-0303

Shell Engineer: Alex Perez
 Phone No.: (510) 675-6168
 Fax #: 675-6172

Consultant Name & Address: Blaine Tech Services, Inc.
 1680 Rogers Ave., San Jose, CA 95112

Consultant Contact: Fran Thie
 Phone No.: (408) 573-0555
 Fax #: 573-7771

Comments: 9902912

Sampled by: [Signature]
 Printed Name: Morgan Gillies

Analysis Required

TPH (EPA 8015 Mod. Gas)	TPH (EPA 8015 Mod. Diesel)	BTEX (EPA 8020/602)	Volatile Organics (EPA 8240)	Test for Disposal	Combination TPH 8015 & BTEX 8020 <u>(MTR)</u>		Asbestos	Container Size	Preparation Used	Composite Y/N
-------------------------	----------------------------	---------------------	------------------------------	-------------------	---	--	----------	----------------	------------------	---------------

LAB: Sequoia

CHECK ONE (1) BOX ONLY	CT/DT	TURN AROUND TIME
G.W. Monitoring <input checked="" type="checkbox"/>	4441	24 hours <input type="checkbox"/>
Site Investigation <input type="checkbox"/>	4441	48 hours <input type="checkbox"/>
Soil Classify/Disposal <input type="checkbox"/>	4442	16 days <input checked="" type="checkbox"/> (Normal)
Water Classify/Disposal <input type="checkbox"/>	4443	Other <input type="checkbox"/>
Soil/Air Rem. or Sys. O & M <input type="checkbox"/>	4452	
Water Rem. or Sys. O & M <input type="checkbox"/>	4453	
Other <input type="checkbox"/>		

NOTE: Notify lab as soon as possible of 24/48 hrs. TAT.

UST AGENCY: _____

Sample ID	Date	Sludge	Soil	Water	Air	No. of conts.	TPH (EPA 8015 Mod. Gas)	TPH (EPA 8015 Mod. Diesel)	BTEX (EPA 8020/602)	Volatile Organics (EPA 8240)	Test for Disposal	Combination TPH 8015 & BTEX 8020 <u>(MTR)</u>	Asbestos	Container Size	Preparation Used	Composite Y/N	MATERIAL DESCRIPTION	SAMPLE CONDITION/ COMMENTS
S-1	<u>2/16/06</u>			X		3						X					01	
S-2	<u>↓</u>			↓		↓						X					02	
S-3	<u>↓</u>			↓		↓						X					03	

Relinquished By (signature): <u>[Signature]</u>	Printed Name: <u>Morgan Gillies</u>	Date: <u>2/17/06</u> Time: <u>1006</u>	Received (signature): <u>[Signature]</u>	Printed Name: <u>LANCE A. DAWSON</u>	Date: <u>2-17-06</u> Time: <u>1006</u>
Relinquished By (signature): <u>[Signature]</u>	Printed Name: <u>LANCE DAU</u>	Date: _____ Time: _____	Received (signature): _____	Printed Name: _____	Date: _____ Time: _____
Relinquished By (signature): _____	Printed Name: _____	Date: _____ Time: _____	Received (signature): <u>[Signature]</u>	Printed Name: <u>TURN</u>	Date: <u>2/17</u> Time: <u>1:11</u>

THE LABORATORY MUST PROVIDE A COPY OF THIS CHAIN-OF-CUSTODY WITH INVOICE AND RESULTS