



*Roz*

August 18, 2003

Alameda County

AUG 21 2003

Mr. Amir K. Gholami  
Alameda County Health Care Services Agency  
1131 Harbor Bay Parkway, Suite 250  
Alameda, CA 94502-6577

Environmental Health

SUBJECT:       ADDENDUM TO DECEMBER 13, 2002 WORKPLAN  
                  Alaska Gasoline  
                  1310 Central Avenue  
                  Alameda, California

Dear Mr. Gholami:

Per our discussions regarding this site and your letter dated June 23, 2003, ASE has spoken to several employees of the City of Alameda Public Works Department to determine whether there may be a possibility of groundwater entering the sewer through seams, breaks, etc. The city does not regularly pressure test the lines and would have no information regarding whether the lines may have any seams. There would be three methods to determine whether the sewer line could have seams or other possible points of leakage. These three methods would be 1) conduct a pressure test on the line, 2) conduct a camera survey of the line, or 3) collect samples from each end of the line. The least expensive method of these three is to collect liquid samples from the sewer line. For this reason, ASE proposes collecting liquid samples from the closest manhole in both directions from the site using a bailer. The samples will be collected in the same manner and submitted to the laboratory for the same analyses as the other sample for this assessment.


Should you have any questions or comments, please feel free to call us at (925) 820-9391.

Respectfully submitted,

AQUA SCIENCE ENGINEERS, INC.



Robert E. Kitay, R.G., R.E.A.  
Senior Geologist



cc: Mr. Nissan Saidian, 5733 Medallion Court, Castro Valley, CA 94522



*Norm*

August 18, 2003

Mr. Amir K. Gholami  
Alameda County Health Care Services Agency  
1131 Harbor Bay Parkway, Suite 250  
Alameda, CA 94502-6577

SUBJECT:       ADDENDUM TO DECEMBER 13, 2002 WORKPLAN  
                  Alaska Gasoline  
                  1310 Central Avenue  
                  Alameda, California

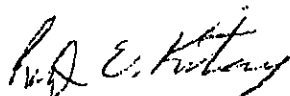
Dear Mr. Gholami:

Per our discussions regarding this site and your letter dated June 23, 2003, ASE has spoken to several employees of the City of Alameda Public Works Department to determine whether there may be a possibility of groundwater entering the sewer through seams, breaks, etc. The city does not regularly pressure test the lines and would have no information regarding whether the lines may have any seams. There would be three methods to determine whether the sewer line could have seams or other possible points of leakage. These three methods would be 1) conduct a pressure test on the line, 2) conduct a camera survey of the line, or 3) collect samples from each end of the line. The least expensive method of these three is to collect liquid samples from the sewer line. For this reason, ASE proposes collecting liquid samples from the closest manhole in both directions from the site using a bailer. The samples will be collected in the same manner and submitted to the laboratory for the same analyses as the other sample for this assessment.


Should you have any questions or comments, please feel free to call us at (925) 820-9391.

Respectfully submitted,

AQUA SCIENCE ENGINEERS, INC.



Robert E. Kitay, R.G., R.E.A.  
Senior Geologist



cc: Mr. Nissan Saidian, 5733 Medallion Court, Castro Valley, CA 94522