



Chevron U.S.A. Products Company

2410 Camino Ramon, San Ramon, California • Phone (510) 842-9500
Mail Address: P.O. Box 5004, San Ramon, CA 94583-0804

Marketing Department

May 11, 1992

Ms. Juliet Shin
Alameda County Health Care Services
80 Swan Way, Room 200
Oakland, CA 94621

**Re: Chevron Service Station #9-0504
15900 Hesperian Blvd., San Lorenzo**

Dear Ms. Shin:


Per your request, enclosed are copies of the petrotite test results for the product lines at the above referenced site. The site has three (3) 10,000 gallon single wall fiberglass tanks and one (1) 1,000 gallon single wall fiberglass waste oil tank. These tanks were installed in December, 1983, along with new product piping. As indicated in the June, 1983 test results, all product lines tested tight prior to their replacement in December, 1983. It is Chevron's practice to replace all product piping in conjunction with all tank upgrades.

As outlined in the work plan, we recommend installing four (4) borings on each side of the existing underground storage tank complex within ten (10) feet as these are the areas where impacted soils were observed during the tank system replacement. Also enclosed is a copy of the site map plotting the product piping runs per your request.

Chevron would appreciate your review and concurrence of the work plan dated April 28, 1992.

If you have any questions or comments, please do not hesitate to contact me at (510) 842-9581.

Very truly yours,
CHEVRON U.S.A. PRODUCTS COMPANY


Nancy Vukelich
Site Assessment and Remediation Engineer

Enclosure

cc: Mr. Eddy So, RWQCB-Bay Area
File (9-0504-2)



Chevron U.S.A. Products Company

2410 Camino Ramon, San Ramon, California • Phone (510) 842-9500
Mail Address: P.O. Box 5004, San Ramon, CA 94583-0804

92 APR 30 PM 1:21

Marketing Department

April 28, 1992

Ms. Juliet Shin
Alameda County Health Care Services
80 Swan Way, Room 200
Oakland, CA 94621

**Re: Chevron Service Station #9-0504
15900 Hesperian Blvd., San Lorenzo**

Dear Ms. Shin:

Enclosed we are forwarding a Work Plan dated April 23, 1992, prepared by our consultant Weiss Associates (Weiss) for the above referenced site. This work plan outlines additional work steps we plan to implement in conjunction with the installation of the ground water remediation system. As presented in the work plan, we will install four (4) borings on each side of the existing underground storage tank complex within ten (10) feet. These locations were chosen as impacted soils were encountered during tank replacement activities in 1983. However, soil samples were not collected. A letter from the general contractor dated December 28, 1983, (copy attached) has indicated that the impacted soils were excavated and disposed off-site and the excavations backfilled with clean imported material. These borings will assess if the soils in the vicinity of the tank complex are impacted.

Chevron will proceed with implementation of these soil borings in conjunction with the installation of the remediation system. We would appreciate your review and formal concurrence.

If you have any questions or comments, please do not hesitate to contact me at (510) 842-9581.

Very truly yours,
CHEVRON/U.S.A. PRODUCTS COMPANY


Nancy Vukelich
Site Assessment and Remediation Engineer

Enclosure

cc: Mr. Eddy So, RWQCB-Bay Area
Ms. W.T. Scudder
File (9-0504W2)

Mr. Bruce E. Prigoff, Esq.
Steeffel, Levitt & Weiss
One Embarcadero Center, 29th Floor
San Francisco, CA 94111



APR 27 1992 T.L.H.

April 23, 1992

Ms. Nancy Vukelich
Chevron USA Products Company
P.O. Box 5004
San Ramon, CA 94583-0804

Re: Chevron Service Station #9-0504
15900 Hesperian Boulevard
San Lorenzo, California
WA Job# 4-551-01

Dear Ms. Vukelich:

This letter presents Weiss Associates' (WA) work plan to drill and sample up to four borings within 10 feet of the underground fuel storage tanks at the operating Chevron station referenced above (Figure 1). Chevron has requested this investigation to assess whether hydrocarbons are in unsaturated soil near the existing tankbed. WA will conduct this sampling in conjunction with the installation of the ground water remediation system at the site. Presented below are a brief site history and WA's work plan for sampling the soil.

BACKGROUND

In December 1983, Gettler-Ryan Inc. (G-R) of Hayward, California install ground water monitoring wells C-1 through C-5 at the site. G-R issued a letter report dated January 9, 1984, documenting the well installation.

In November 1989, GeoStrategies Inc. (GSI) of Hayward installed ground water monitoring wells C-6, C-7 and C-8 and in August 1990, GSI installed monitoring wells C-9, C-10 and C-11 at the site. A report dated October 19, 1990, documented the results of these two investigations.

The ground water monitoring wells have been sampled at least twice a year since their installation. The ground water sampling and reporting have been provided to Chevron by either G-R or Alton Geoscience of Concord, California.



PROPOSED WORK

WA proposes sampling up to four borings to about 15 ft depth at locations surrounding and within 10 ft of the existing fuel storage tanks (Figure 2). We will advance the borings using a hand driven 3.5-inch diameter bucket auger. We will drill the borings either adjacent to the tanks or along the trenches excavated to contain the piping required for the ground water remediation system we will install at the site. The trenches are to pass within 10 ft of the existing fuel tanks at the southwest and east sides of the tankbed.

WA will collect the soil samples at least every 5 feet and at significant lithologic changes to 15 ft below the ground surface. We will describe the subsurface sediments according to the Unified Soil Classification System. We will collect soil samples with a washed split-barrel drive sampler lined with steam-cleaned, 2-inch diameter brass tubes. After removal from the sampler, the tubes will be immediately trimmed, capped with Teflon tape and plastic end caps, hermetically sealed with duct tape, and labeled and refrigerated for delivery under chain-of-custody to a state-certified analytical laboratory. WA will place the drill cuttings on plastic sheeting pending laboratory analytic results. We will backfill the boreholes to the bottom of the trench with neat cement.

We will analyze all the soil samples for total petroleum hydrocarbons as gasoline (TPH-G) and benzene, toluene, ethylbenzene and xylene (BTEX) according to Table #2 of the "Tri-Regional Recommendations"¹.

WA will prepare and submit a letter report consisting of:

- A background section,
- A description of the field work,
- A discussion of the analytic results, and
- Conclusions of the investigation.

¹ Tri-Regional Water Quality Control Board, Revised May 11, 1989, Regional Board Staff Recommendations for Initial Evaluation and Investigation of Underground Tanks, 18 pp.

Ms. Nancy Vukelich
April 23, 1992

3


Weiss Associates



SCHEDULE

Once final approval and permits are obtained for installing the remediation system, WA will drill the borings after the remediation trenches are excavated. WA will prepare a letter report presenting the results of the investigation within six weeks of completing the investigation.

We appreciate this opportunity to provide hydrogeologic consulting services to Chevron and trust that this submittal meets your needs. Please call if you have any questions.



Sincerely,
Weiss Associates

James W. Carmody, C.E.G.
Senior Project Manager

JWC:jwc

C:\chev\sanloren\soilsamp.wp

Attachments: Figures

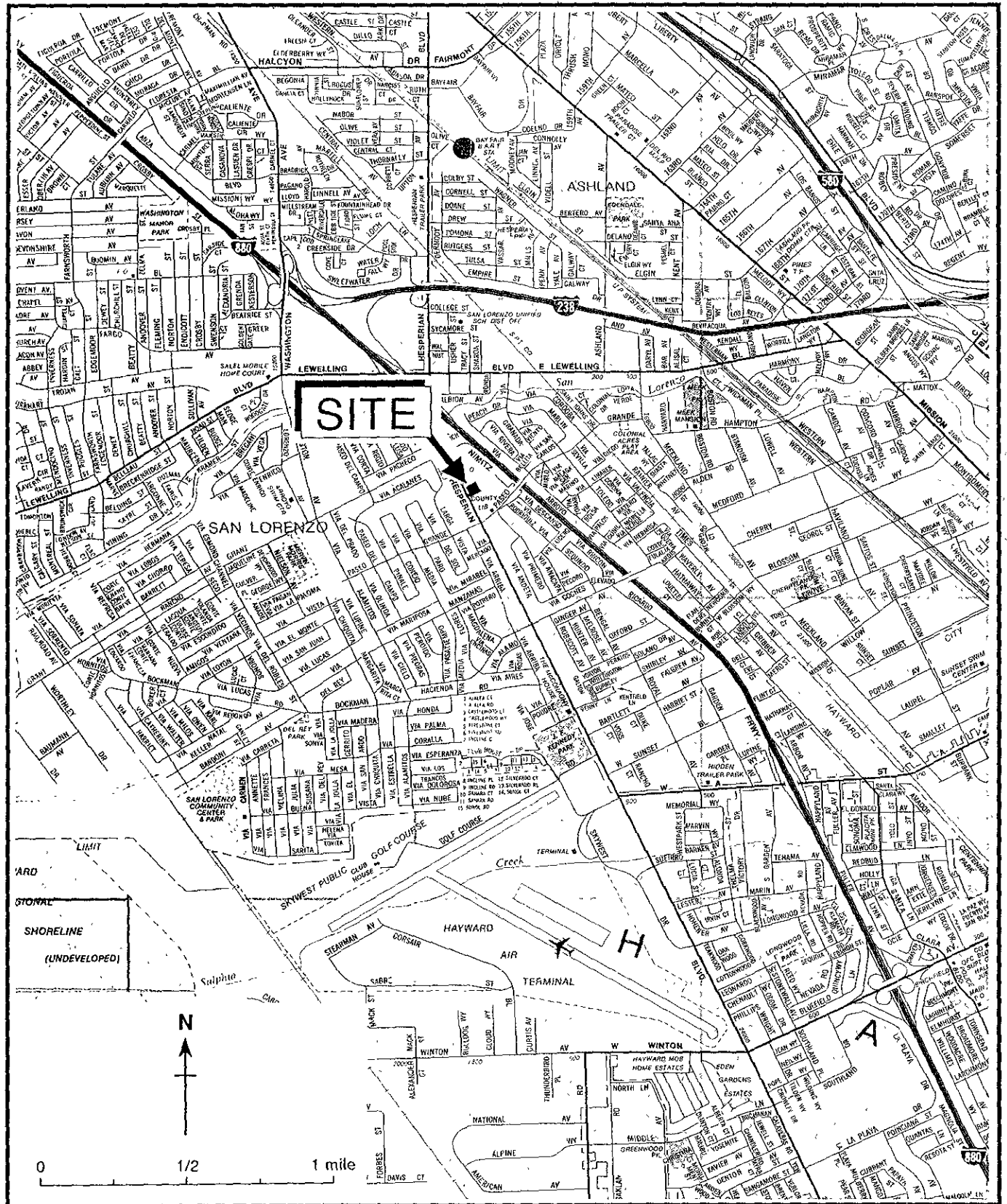


Figure 1. Site Location Map, Chevron Service Station #9-0504, 15900 Hesperian Blvd., San Lorenzo, California

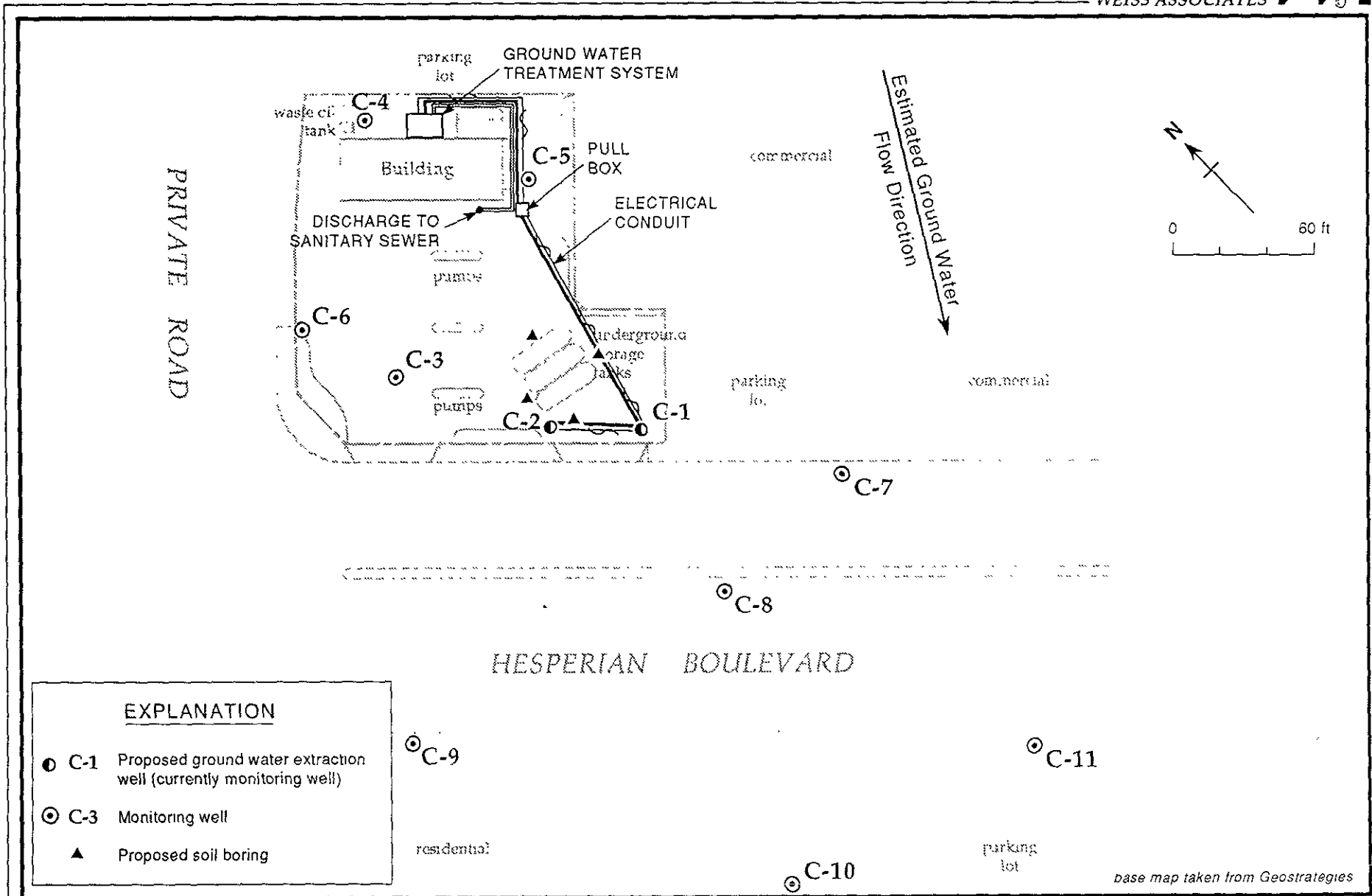


Figure 2. Proposed Soil Boring Locations and Ground Water Extraction System Plan - Chevron Service Station #9-0505, 15900 Hesperian Blvd., San Lorenzo, California

DECEMBER 28, 1983

CHEVRON U.S.A., INC.
TWO ANNABEL LANE, SUITE 200
SAN RAMON, CALIFORNIA 94583

ATTENTION: V. L. HOBBS

CHEVRON S.S. #9-0504
1500 HESPERIAN AVE.
SAN LORENZO, CALIFORNIA

GENTLEMEN:

PETROLEUM ENGINEERING, INC. PERFORMED THE FOLLOWING ADDITIONAL WORK FOR ABOVE MENTIONED LOCATION:

1. JOB SHUT DOWN AT 2:00 P.M.
DUE TO CONTAMINATED SOIL,
ON DECEMBER 8, 1983.

HOPTO 3 HRS. @ \$120.00	\$360.00	
TEN WHEEL DUMP @ \$54.00	162.00	
TEN WHEEL DUMP @ \$54.00	162.00	
TEN WHEEL DUMP @ \$55.00	220.00	
LABORER 2 HRS. @ \$40.00	80.00	
FOREMAN 2 HRS. @ \$49.00	98.00	
		\$ 1,082.00

NOTE: TEN WHEEL DUMP ARRIVED
BUT HAD TO RETURN WITH
NO LOAD DUE TO SHUT
DOWN; MINIMUM CHARGE
FOUR (4) HOURS FOR
SHOW UP TIME.

2. DECEMBER 9, 1983, I.T.
TRANSPORTATION WAS REQUESTED
TO HAUL AWAY CONTAMINATED
MATERIAL; 2:00 P.M. EX-
CAVATION BEGUN.

CHEVRON U.S.A., INC.
DECEMBER 28, 1983
PAGE 2

HOPTO 4 HRS. STAND-BY @ \$120.00	\$480.00	
TEN WHEEL DUMP @ \$54.00	378.00	
TEN WHEEL DUMP @ \$54.00	378.00	
TEN WHEEL DUMP @ \$55.00	385.00	
LABORER 2 HRS. @ \$40.00	80.00	
FOREMAN 2 HRS. @ \$49.00	98.00	
	<u> </u>	\$ 1,799.00
3. PUMP ISLAND CONCRETE.		
HOPTO 1 HR @ \$120.00	\$120.00	
TEN WHEEL DUMP @ \$54.00	54.00	
DUMP FEES	84.00	
	<u> </u>	258.00
4. REMOVE ADDITIONAL 8 YARDS CONCRETE FROM DRIVE SLAB AND TANK SLAB.		
HOPTO 2 HRS. @ \$120.00	\$240.00	
TEN WHEEL DUMP @ \$54.00	108.00	
LABORER 2 HRS. @ \$40.00	80.00	
	<u> </u>	428.00
5. REMOVE ABANDON SEPTIC TANK.		
HOPTO 2 HRS. @ \$120.00	\$240.00	
TEN WHEEL DUMP @ \$54.00	108.00	
LABORER 2 HRS. @ \$40.00	80.00	
	<u> </u>	428.00
6. DECEMBER 10, 1983 STAND-BY TIME, WAITING FOR I. T. TRANSPORTATION TO SHOW UP.		
HOPTO 1 HR @ \$120.00	\$120.00	
TEN WHEEL DUMP @ \$54.00	54.00	
TEN WHEEL DUMP @ \$54.00	54.00	

CHEVRON U.S.A., INC.
DECEMBER 28, 1983
PAGE 3

TEN WHEEL DUMP @ \$55.00	\$ 55.00
TEN WHEEL DUMP @ \$55.00	55.00
LABORER 1 HR @ \$40.00	40.00
FOREMAN 1 HR @ \$49.00	49.00
	<hr/>
	\$ 427.00
7. REPAIR 8" SEWER LINE, PER OUR AGREEMENT OF DECEMBER 22, 1983.	493.00
8. RELOCATE KIOSK FOR DISPENSER CHANGE.	958.00
9. CREDIT FOR VENT LINE.	- 867.00
10. ELECTRICAL RELAYS.	PENDING
11. EXTEND BOTH ENDS OF FULL SERVE ISLAND AND RELOCATE AIR/WATER WELLS PER LETTER DATED DECEMBER 9, 1983.	739.00
12. EXTEND BOTH ENDS OF ISLAND AND ABANDON AIR/WATER PER LETTER DATED DECEMBER 9, 1983.	2,217.00 1478.00
13. EXTEND TANK SLAB ISLAND DRIVE SLAB, PER LETTER DATED DECEMBER 9, 1983.	1,144.00
TOTAL	<hr/> <u>\$ 9,106.00</u>

PLEASE CALL IF YOU HAVE ANY QUESTIONS CONCERNING THE ABOVE.

RESPECTFULLY,

Ed Buonaccorsi

ED BUONACCORSI

EB:CDW