



**Chevron**

May 9, 1997

Ms. Juliet Shin  
Alameda County Health Care Services  
Department of Environmental Health  
1131 Harbor Bay Parkway, Suite 250  
Alameda, CA 94502-6577

**Chevron Products Company**  
6001 Bollinger Canyon Road  
Building L  
San Ramon, CA 94583  
P.O. Box 6004  
San Ramon, CA 94583-0904

**Marketing - Sales West**  
Phone 510 842-9500

**Re: Chevron Service Station #9-0504**  
**15900 Hesperian Blvd., San Lorenzo, California**

Dear Ms. Shin:


Per your phone request of April 24, 1997, to submit proof of the zoning adjacent to the above noted site and to confirm when the remediation system was shut down.

I am enclosing a copy of the last Monthly Discharge Compliance Report submitted by Weiss Associates dated August 4, 1994. This report notes that the system was shut off on July 29, 1994 pending repair of a ruptured hose. Analytical data was reviewed on August 2, 1994 which indicated 1.2 ppb benzene in the system effluent. Chevron at that time decided to discontinue operation of the system.

The area surrounding the above noted Chevron Service Station, is currently owned by the David D. Bohannon Organization and which has owned the property since at least 1953. There are various address for the different business that are on the property owned by the Bohannon Organization, refer to Gettler-Ryan Inc., letter dated 6/8/95. The parcel number for the area is APN 412-34-11-2 and is zoned C-1 ( Retail Business ) District, refer to letter dated 5/5/97 from Alameda County Community Development Agency.

I believe this answers your questions, but if you have any additional questions call me at (510) 842-9136.

Sincerely,  
**CHEVRON PRODUCTS COMPANY**

  
Philip R. Briggs  
Site Assessment and Remediation Project Manger

# ALAMEDA COUNTY COMMUNITY DEVELOPMENT AGENCY

---

• *Development Planning* • *Housing & Community Development* • *Lead Poisoning Prevention* • *Policy Planning & Research*  
• *Surplus Property Authority* • *Zoning Administration & Enforcement* • *Agriculture/Weights & Measures*

---

399 Elmhurst Street, Hayward, CA 94544 (510) 670-5400 FAX (510) 785-8793

May 5, 1997

Deanna L. Harding  
Gettler-Ryan, Inc.  
6747 Sierra Court, Suite J  
Dublin, CA 94568


SUBJECT: 15918 Hesperian Blvd., San Lorenzo, APN 412-34-11-2

Dear Ms. Harding:

This is in response to your letter dated April 24th. Subject property is zoned C-1 (Retail Business) District.

I trust this is what you required. Please feel free to contact this office if you have any other questions.

Sincerely,



Stephen F. Richards  
Zoning Administrator



# GETTLER-RYAN INC.

---

April 24, 1997

Alameda County Community  
Development Agency  
399 Elmhurst  
Hayward, California, 94544


Attn: Zoning Administrator  
Steve Richards

RE: APN #412-34-11-2  
15918 Hesperian Boulevard  
San Lorenzo, California

Pursuant to my telephone conversation with your office today, I am writing to request a written response confirming the "zoning" of the above referenced parcel number, located at 15918 Hesperian Boulevard in San Lorenzo.

I look forward to receiving your reply and have enclosed a self-addressed, stamped envelope for your use. If you have any questions, please contact me at (510) 551-7444 x180. I appreciate your assistance.

Best regards,

  
Deanna L. Harding  
Project Coordinator

DLH/5259zone.ltr

Enclosure



# GETTLER-RYAN INC.

June 8, 1995

Mark Miller  
Chevron USA Products Company  
P.O. Box 5004  
San Ramon, California

Re: Chevron Service Station #9-0504  
15900 Hesperian Boulevard  
San Lorenzo, CA

Dear Mr. Miller:

At the request of Chevron, Gettler-Ryan (G-R) personnel conducted a records search for past land uses at the above-referenced location and adjoining properties. The following documents the results of the record search.

The area surrounding the Chevron station is currently owned by the David D. Bohannon Organization. Records reviewed indicate that this organization has owned the property since at least 1953. Several improvements have been made at the property and the improvements have been utilized as retail businesses.

The addresses for the retail businesses range from 15903 through 15950 Hesperian Boulevard. Current and former businesses are listed below:

<u>Address</u>	<u>Name</u>	<u>Year established</u>
15903-7	Commercial use	1993
15904	Shopping Unit #6	1953
15911	Lamps Plus	1991
15918	PX Market	1953
- 15918	Winchell's	1992
- 15920	Windows & Doors	1991
- 15922	Pizza Hut	1991
15927	Charburger	1990
15934	Village Post & Parcel	1990
15938	Beauty Shop	1968
15938	Hot Dog Retail	1985
15942	Little Party Helpers	1985
15946	Smoke House B-B-Q	1988
15950	Winston's Appliances & TV	1960
15950	Klem's Ice Cream	1965
15950	AVCO	1975
15950	Photography Studio	1982
15950	Restaurant	1988

412-34-11-2

C-1- RETAIL BUSINESS


ZONING — 670-5410  
ASSESSORS OFFICE 272-3787

..  
..

In addition to the above businesses, there has been a Mobil Service Station located at 15858 Hesperian Boulevard (directly across the street from the Chevron station, since at least August 1976.

Thank you for allowing us to provide services to Chevron. Please call if you have any questions.

Sincerely,  
Gettler-Ryan, Inc.

  
Argy Leyton  
Environmental Project Manager



August 4, 1994

Susan Keach  
Oro Loma Sanitary District  
2600 Grant Avenue  
San Lorenzo, California 94580

Re: Monthly Discharge Compliance Report  
Chevron Service Station #9-0504  
15900 Hesperian Blvd. *FILE*  
San Lorenzo, California  
WA Job #4-551-54  
Permit No. 015

Dear Ms. Keach:

This letter reports the data and analytic results from monthly monitoring activities performed by Weiss Associates (WA) on the ground water treatment system at the site referenced above. WA submits this information on behalf of Chevron U.S.A. Products Company. Ground water is extracted from two wells (C-1, C-2) equipped with electric submersible pumps. The treatment system consists of two, 1,000 lb aqueous-phase carbon vessels connected in series. As permitted by the Oro Loma Sanitary District, treated ground water is discharged to the sanitary sewer.

Between June 21 and July 12, 1994, the system pumped 134,157 gallons of ground water. This brings the total volume of extracted and treated ground water to about 1,290,430 gallons. The average flow rate for the 21 days of operation was about 4.44 gallons per minute. Table I summarizes system performance, flow meter readings, average flow rates and comments pertaining to system operation.

On July 12, 1994, WA collected water samples from the system influent, first carbon effluent (midpoint) and second carbon effluent. Samples were analyzed by a California-certified laboratory for total petroleum hydrocarbons as gasoline, benzene, toluene, ethylbenzene and xylenes. In addition samples were analyzed for chemical oxygen demand and total suspended solids. Certificate of analysis and chain-of-custody documents are also attached.

Susan Keach  
August 4, 1994

2

Weiss Associates



On July 29, 1994 WA shut the system off pending repair of a ruptured hose. On Aug. 2, 1994 WA reviewed analytic data that indicated 1.2 ppb of benzene in the system effluent. At this time, Chevron has chosen to discontinue discharge indefinitely. Discharge compliance reporting will resume upon resuming discharge. Before resuming operation, WA will notify the Oro Loma Sanitary district, re-sample to confirm breakthrough of benzene, and replace the activated carbon if confirmed.

If you have any questions please contact the undersigned at (510) 450-6000.

Sincerely,  
Weiss Associates

A handwritten signature in cursive script, appearing to read 'Michael Cooke'.

Michael J. Cooke  
Project Geologist

TRU:tru

JAHC\_ENGCHEVRONSANL-551\551L1AU4.DOC

Attachments: Table 1. Performance Summary  
Table 2. Summary of Analytic Results  
Analytic Results  
Chain-of-Custody Form

cc: Mark Miller, Chevron U.S.A. Products Company

Table 1. Performance Summary, Chevron Service Station #9-0504, 15900 Hesperian Boulevard, San Lorenzo, CA

DATE	C-1 TOTALIZER READING (gal)	C-2 TOTALIZER READING (gal)	TOTAL FLOW (gal)	FLOW BETWEEN READINGS (gal)	DAYS BETWEEN READINGS	AVERAGE FLOW (gpm)	COMMENTS
08/13/92	0	0	0	0	0	0	Start three-hour test
08/13/92	345	340	685	685	0	0	End three-hour test
09/02/92	403	394	797	112	20	0.00	System start-up
09/09/92	14,184	19,440	33,624	32,827	7	3.26	
10/06/92	18,939	51,734	70,673	37,049	27	0.95	
11/13/92	21,498	70,892	92,390	21,717	38	0.40	System off from 11/9/92 to 11/13/92.
12/29/92	21,877	89,606	111,483	19,093	46	0.29	
01/12/93	39,537	89,914	129,451	17,968	14	0.89	
01/22/93	52,064	89,918	141,982	12,531	10	0.87	Pump in well C-2 pulled for repairs.
02/19/93	71,129	89,944	161,073	19,091	28	0.47	Pump in well C-2 reinstalled, system left off.
02/23/93	71,131	89,956	161,087	14	4	0.00	Pump in C-1 pulled, leak at C-2 wellhead repaired, system off.
04/07/93	71,131	89,956	161,087	0	43	0.00	Replaced pump head in well C-1, replaced GWE hose on wells C-1 and and C-2, system restarted.
04/22/93	85,505	138,926	224,431	63,344	15	2.93	
05/10/93	102,220	160,262	262,482	38,051	18	1.47	
06/21/93	296,350	176,421	472,771	210,289	42	3.48	C-2 pump clogged at check valve, blockage cleared
07/14/93	334,827	190,316	525,143	52,372	23	1.58	System off on arrival.
08/12/93	370,703	190,316	561,019	35,876	29	0.86	Pump C-2 pulled for motor replacement. Installed new pump motor in C-2.
09/16/93	391,322	273,667	664,989	103,970	35	2.06	C-1 intake clogged, blockage cleared.
10/27/93	---	---	---	---	---	---	Pump in C-1 pulled for repairs.
10/28/93	a 391,497	337,589	729,086	64,097	42	1.06	Suction pump tested in well C-1.
11/11/93	391,497	354,342	745,839	16,753	14	0.83	
12/16/93	391,721	383,756	775,477	29,638	35	0.59	New pump installed in C-1. Pump C-2 requires replacement.
01/26/94	443,890	383,760	827,650	52,173	41	0.88	System off due to on site construction. No samples taken.

-- Table 1. Continued on Next Page --





Table 1. Performance Summary, Chevron Service Station #9-0504, 15900 Hesperian Boulevard, San Lorenzo, CA

DATE	C-1 TOTALIZER READING (gal)	C-2 TOTALIZER READING (gal)	TOTAL FLOW (gal)	FLOW BETWEEN READINGS (gal)	DAYS BETWEEN READINGS	AVERAGE FLOW (gpm)	COMMENTS
02/23/94	447,989	383,760	831,749	4,099	28	0.10	System off occasionally during reporting period due to on site construction. C-2 vault damaged during construction.
03/04/94	448,763	383,760	832,523	774	9	0.06	
03/22/94	449,785	383,760	833,545	1,022	18	0.04	Analytic results from 2/24/94 showed breakthrough to effluent. System resampled. Pump C-2 defective, requires replacement.
03/31/94	463,264	383,756	847,020	13,475	9	1.04	
04/21/94	512,306	384,122	896,428	49,408	21	1.63	Well C-2 pump replaced
05/11/94	615,815	443,362	1,059,177	162,749	20	5.65	System off upon arrival due to pressure regulator malfunction.
06/21/94	675,815	480,458	1,156,273	97,096	41	1.64	
07/12/94	755,013	535,417	1,290,430	134,157	21	4.44	System shut off due to leak and carbon break through.
07/29/94	--	--	--	--	--	--	

Notes:

a = Change in C-1 totalizer between 9/16/93 and 10/28/93 due to suction pump test on 10/27/93.

gal = gallons

gpm = gallons per minute

-- = not available

Table 2. Summary of Analytic Results, Chevron Service Station #9-0504 Hesperian Blvd., San Lorenzo, California

DATE SAMPLED	LAB	SYSTEM INFLUENT					SYSTEM MIDPOINT First Carbon Effluent					SYSTEM EFFLUENT Second Carbon Effluent					pH	COD mg/l	TSS mg/l
		TPH-G	B	E	T	X	TPH-G	B	E	T	X	TPH-G	B	E	T	X			
08/14/92	a SPA/CEC	NA	NA	NA	NA	NA	NA	NA	NA	NA	NA	<50	<0.5	<0.5	<0.5	<0.5	4.2	17	<4
09/09/92	SPA	NA	NA	NA	NA	NA	NA	NA	NA	NA	NA	<50	NA	NA	NA	NA	NA	NA	NA
10/06/92	SPA/CEC	480	34	1.5	10	33	<50	<0.5	<0.5	<0.5	<0.5	<50	<0.5	<0.5	<0.5	<0.5	7.1	<5	<4
11/13/92	SPA/CEC	4,000	96	30	99	310	<50	<0.5	<0.5	<0.5	<0.5	<50	<0.5	<0.5	<0.5	<0.5	6.9	<5	<4
12/29/92	b SPA/CEC	3,500	340	52	110	400	<50	<0.5	<0.5	<0.5	<0.5	<50	<0.5	<0.5	<0.5	<0.5	6.8	<5	<4
01/12/93	c SPA/GTEL	2,700	150	32	88	340	<50	<0.5	<0.5	<0.5	<0.5	<50	<0.5	<0.5	<0.5	<0.5	6.8	5	500
02/19/93	SPA/GTEL	8,000	390	180	420	1,300	<50	<0.5	<0.5	<0.5	<0.5	<50	<0.5	<0.5	<0.5	<0.5	7.3	<5	<4
04/07/93	SPA/GTEL	12,000	360	420	440	2,200	<50	<0.5	<0.5	<0.5	<1.5	<50	<0.5	<0.5	<0.5	<1.5	6.9	<5	<4
05/10/93	SPA/SA	6,000	170	150	83	780	<50	<0.5	<0.5	<0.5	<1.5	<50	<0.5	<0.5	<0.5	<1.5	NA	<5	<4
06/21/93	SPA/SA	3,000	120	91	54	550	<50	<0.5	<0.5	<0.5	<1.5	<50	<0.5	<0.5	<0.5	<1.5	7.0	<20	<4
07/14/93	c SPA/GTEL	400	31	4.7	0.6	110	<50	<0.5	<0.5	<0.5	<1.5	<50	<0.5	<0.5	<0.5	<1.5	6.7	<5	<4
08/12/93	c SPA/SA	2,100	89	130	86	790	<50	<0.5	<0.5	<0.5	<1.5	<50	<0.5	<0.5	<0.5	<1.5	6.6	25	<4
09/16/93	d SPA	2,800	76	10	38	550	<50	<0.5	<0.5	<0.5	<1.5	<50	<0.5	<0.5	<0.5	<1.5	NA	NA	NA
10/28/93	SPA	2,700	62	47	11	350	<50	<0.5	<0.5	<0.5	<1.5	<50	<0.5	<0.5	<0.5	<1.5	6.8	<20	<4
11/11/93	SPA	1,600	67	25	22	400	<50	<0.5	<0.5	<0.5	<1.5	<50	<0.5	<0.5	<0.5	<1.5	NA	NA	NA
12/16/93	e SPA	300	9.2	16	4	74	<50	<0.5	<0.5	<0.5	<1.5	<50	0.5	<0.5	<0.5	<1.5	NA	NA	NA
01/26/94	SPA	NA	NA	NA	NA	NA	NA	NA	NA	NA	NA	NA	NA	NA	NA	NA	NA	NA	NA
02/23/94	e SPA	2,100	36	81	0.8	360	<50	0.6	<0.5	<0.5	<1.5	<50	1.5	<0.5	<0.5	<1.5	NA	NA	NA
03/04/94	SPA	100	2.5	<0.5	0.5	7.9	<50	<0.5	<0.5	<0.5	<1.5	<50	<0.5	<0.5	<0.5	<1.5	NA	NA	NA
04/21/94	SPA	3,000	87	130	22	730	<50	<0.5	<0.5	<0.5	0.6	<50	<0.5	<0.5	<0.5	<0.5	7.41	28	ND
05/11/94	SPA/SA	2,100	67	31	17	470	<50	1.4	<0.5	<0.5	4.3	<50	<0.5	<0.5	<0.5	<0.5	NA	28	NA
06/21/94	SPA	2,100	65	100	23	730	82	3.5	2.6	1.2	25	<50	<0.5	<0.5	<0.5	<0.5	NA	NA	NA
07/12/94	e SPA	1,200	39	11	6.6	230	<50	4.2	<0.5	0.7	6.7	<50	1.2	<0.5	<0.5	<0.5	7.40	<5	6

-- Table 2. continued next page --



Table 2. Summary of Analytic Results, Chevron Service Station #9-0504 Hesperian Blvd., San Lorenzo, California  
(continued)

Abbreviations:

TPH-G = Total petroleum hydrocarbons as gasoline  
by modified EPA Method 8015  
B = Benzene by EPA Method 8020  
E = Ethylbenzene by EPA Method 8020  
T = Toluene by EPA Method 8020  
X = Xylenes by EPA Method 8020  
COD = Chemical oxygen demand by EPA Method 410.4  
TSS = Total suspended solids by EPA Method 160.1  
<n = Not detected at detection limit of n ppb  
SPA = Superior Precision Analytical Laboratory,  
Martinez, California  
CEC = Clayton Environmental Consultants, Pleasanton, California  
GTEL = GTEL Environmental Laboratories, Inc., Concord, California  
SA = Sequoia Analytical, Redwood City, California  
mg/l = milligrams per liter  
NA = Not analyzed

Notes:

a = Initial three-hour test sample.  
Additional analysis performed prior to system start-up:  
Cyanide by EPA method 335.2, CEC results <0.01  
Phenolics By EPA method 420.1, CEC results <0.005  
Metals by EPA SW methods 486, 6000 and 7000 series, SPA  
results for all metals <n, per laboratory detection limits

b = system extraction from well C-2 only.

c = system extraction from well C-1 only.

d = Sampling requirements for pH, COD, and TSS changed from  
monthly to quarterly.

e = Analytic results indicate breakthrough in effluent.  
Resample necessary to determine validity of analytic results.

f = Samples not taken because on site construction caused the power  
to be turned off and the sewer connection to be dismantled.



# Superior Precision Analytical, Inc.

A member of ESSCON Environmental Support Service Consortium

Weiss Associates  
Attn: Jim Martin

Project 4-551-540  
Reported 07/21/94

## TOTAL PETROLEUM HYDROCARBONS

Lab #	Sample Identification	Sampled	Analyzed Matrix
15655- 1	SYS-INF	07/12/94	07/17/94 Water
15655- 2	SYS-MID	07/12/94	07/17/94 Water
15655- 3	SYS-EFF	07/12/94	07/17/94 Water
15655- 4	TB-LB	07/12/94	07/17/94 Water

## RESULTS OF ANALYSIS

Laboratory Number: 15655- 1 15655- 2 15655- 3 15655- 4

Gasoline Range:	1200	ND<50	ND<50	ND<50
Benzene:	39	4.2	1.2	ND<0.5
Toluene:	6.6	0.7	ND<0.5	ND<0.5
Ethyl Benzene:	11	ND<0.5	ND<0.5	ND<0.5
Total Xylenes:	230	6.7	ND<0.5	ND<0.5
Concentration:	ug/L	ug/L	ug/L	ug/L



CERTIFICATE OF ANALYSIS

ANALYSIS FOR TOTAL PETROLEUM HYDROCARBONS

Page 2 of 2
QA/QC INFORMATION
SET: 15655

NA = ANALYSIS NOT REQUESTED
ND = ANALYSIS NOT DETECTED ABOVE QUANTITATION LIMIT
ug/L = parts per billion (ppb)

OIL AND GREASE ANALYSIS By Standard Methods Method 5520F:
Minimum Detection Limit in Water: 5000ug/L

Modified EPA SW-846 Method 8015 for Extractable Hydrocarbons:
Minimum Quantitation Limit for Diesel in Water: 50ug/L

EPA SW-846 Method 8015/5030 Total Purgable Petroleum Hydrocarbons:
Minimum Quantitation Limit for Gasoline in Water: 50ug/L

EPA SW-846 Method 8020/BTXE
Minimum Quantitation Limit in Water: 0.5ug/L

Table with 4 columns: ANALYTE, MS/MSD RECOVERY, RPD, CONTROL LIMIT. Rows include Gasoline\_Range, Benzene, Toluene, Ethyl Benzene, and Total Xylenes.

Handwritten signature and date 7/20/94
Senior Chemist
Account Manager



# Superior Precision Analytical, Inc.

A member of ESSCON Environmental Support Service Consortium

## C E R T I F I C A T E   O F   A N A L Y S I S


Laboratory No.: 15655  
Client : Weiss Associates  
Client job No.: 4-551-540

Date received : 07/13/94  
Date reported : 07/19/94

### TOTAL SUSPENDED SOLIDS by EPA Method 160.2

Lab Sample ID	Date Sampled	Date Analyzed	Analyte	Conc.	RL	Unit
3    SYS-EFF	07/12/94	07/19/94	TSS	6	4	mg/L
QC    METHOD BLANK	Water	07/19/94	TSS	ND	4	mg/L

mg/L = parts per million (ppm)  
ND = Not Detected  
NA = Not Applicable  
RL = Reporting Limit

  
7/21/94  
Senior Chemist  
Account Manager

1252 Quarry Lane  
P.O. Box 9019  
Pleasanton, CA 94566  
(510) 426-2600  
Fax (510) 426-0106

**Clayton**  
ENVIRONMENTAL  
CONSULTANTS

July 25, 1994

Ms. Rowena Romero  
SUPERIOR PRECISION ANALYTICAL LABORATORY  
1555 Burke Street, Unit 1  
San Francisco, CA 94124

Client Ref.: 4-551-540  
Clayton Project No.: 94071.57

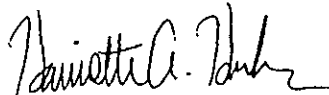
Dear Ms. Romero:

Attached is our analytical laboratory report for the samples received on July 14, 1994. A copy of the Chain-of-Custody form acknowledging receipt of these samples is attached.

Please note that any unused portion of the samples will be disposed of after August 24, 1994, unless you have requested otherwise.

We appreciate the opportunity to be of assistance to you. If you have any questions, please contact Suzanne Silvera, Client Services Supervisor, at (510) 426-2657.

Sincerely,



Harriotte A. Hurley, CIH  
Director, Laboratory Services  
Western Operations

HAH/tjb

Attachments

Analytical Results  
 for  
 Superior Precision Analytical Laboratory  
 Client Reference: 4-551-540  
 Clayton Project No. 94071.57

Sample Identification: See Below  
 Lab Number: 9407157  
 Sample Matrix/Media: WATER  
 Method Reference: EPA 410.4  
 Date Received: 07/14/94  
 Date Analyzed: 07/22/94

Lab Number	Sample Identification	Date Sampled	Chemical Oxygen Demand (mg/L)	Method. Detection Limit (mg/L)
-01	SYS-EFF	07/12/94	<5	5
-02	METHOD BLANK	--	<5	5

ND: Not detected at or above limit of detection  
 --: Information not available or not applicable



Quality Assurance Results Summary  
for  
Clayton Project No. 94071.57

Clayton Lab Number: 9407157-01A  
Ext./Prep. Method: --  
Date: / /  
Analyst: --  
Std. Source: RICCA J219  
Sample Matrix/Media: WATER

Analytical Method: EPA410.4  
Instrument ID: 07487  
Date: 07/22/94  
Time: 08:00  
Analyst: MCN  
Units: mg/L

Analyte	Sample Result	Spike Level	Matrix Spike Result	MS Recovery (%)	Matrix Spike Duplicate Result	MSD Recovery (%)	Average Recovery (% R)	LCL (% R)	UCL (% R)	RPD (%)	UCL (%RPD)
COD	ND	50.0	49.1	98	49.2	98	98	76	120	0.1	20

LCS = Laboratory Control Sample  
ND = Not detected at or above limit of detection

LCL = Lower Control Limit

UCL = Upper Control Limit  
SOR = Spike out of range due to high sample concentration.

Fax copy of Lab Report and COC to Chevron Co. Yes  No

15655

Chain-of- [REDACTED]

Chevron Facility Number 9-0504  
 Facility Address 15900 Hesperian Blvd San Lorenzo  
 Consultant Project Number 4-551-540  
 Consultant Name Weiss Associates  
 Address 5500 Shellmound St. Emeryville Ca.  
 Project Contact (Name) Jim Martini  
 (Phone) (510) 450-6000 Fax Number (510) 547-5043

Chevron Contact (Name) Mark Miller  
 (Phone) 842-8134  
 Laboratory Name Superior Precision Analytical  
 Laboratory Release Number 7583810  
 Samples Collected by (Name) Paul Cardona  
 Collection Date 7/12/94  
 Signature Paul Cardona

Sample Number	Lab Sample Number	Number of Containers	Matrix S = Soil W = Water A = Air C = Charcoal	Type G = Grab C = Composite D = Discrete	Time	Sample Preservation	Iced (Yes or No)	Analytes To Be Performed												Remarks									
								BTEX + TPH GAS (8020 + 8015)	TPH Diesel (8015)	Oil and Grease (5520)	Purgeable Halocarbons (8010)	Purgeable Aromatics (8020)	Purgeable Organics (8240)	Extractable Organics (8270)	Metals Cd, Cr, Pb, Zn, Ni (ICAP or AA)	COD	Total Suspended Solids												
SYS-IAF		2	W	G	11:35	HCL	Y	X																					
SYS-Mid					11:33																								
SYS-EFF					11:25 09:30																								
TB/LB					09:30																								
SYS-EFF		1			11:28	H <sub>2</sub> SO <sub>4</sub>																							
SYS-EFF		1			11:28	None																							
Please initial:																													
Samples stored in ice																													
Appropriate containers																													
Samples preserved																													
VDA's with appropriate																													
Comments:																													

Please do not bill TB/LB

Relinquished By (Signature) <u>Paul Cardona</u>	Organization <u>Weiss Assoc.</u>	Date/Time <u>7/13/94</u> <u>07:30</u>	Received By (Signature) <u>Jim Martini</u>	Organization <u>Weiss</u>	Date/Time <u>7/13/94</u> <u>07:00</u>	Turn Around Time (Circle Choice) 24 Hrs. 48 Hrs. 5 Days 10 Days <u>As Contracted</u>
Relinquished By (Signature) <u>Jim Martini</u>	Organization <u>Weiss</u>	Date/Time <u>7/13/94</u> <u>11:44</u>	Received By (Signature) <u>Klaus AOR</u>	Organization <u>AOR</u>	Date/Time <u>7/13/94</u>	
Relinquished By (Signature)	Organization	Date/Time	Received For Laboratory By (Signature)		Date/Time	

300-3.DWG/03 91/HCH  
2 samples made in section 11, 17, 11, 11