

Ro 6



Shell Oil Products US

July 15, 2003

Donna Drogos
Alameda County Health Care Services Agency
1131 Harbor Bay Parkway, Suite 250
Alameda, California 94502-6577

Alameda County
JUL 22 2003
Environmental Health

Subject: Shell-branded Service Station
3420 San Pablo Avenue
Oakland, California 94608

Dear Ms. Drogos:

Attached for your review and comment is a copy of the *Second Quarter 2003 Monitoring Report* for the above referenced site. Upon information and belief, I declare, under penalty of perjury, that the information contained in the attached document is true and correct.

As always, please feel free to contact me directly at (559) 645-9306 with any questions or concerns.

Sincerely,

Shell Oil Products US

Karen Petryna

Karen Petryna
Sr. Environmental Engineer

July 15, 2003

Donna Drogos
Alameda County Health Care Services Agency
1131 Harbor Bay Parkway, Suite 250
Alameda, California 94502-6577

Re: **Second Quarter 2003 Monitoring Report**
Shell-branded Service Station
3420 San Pablo Avenue
Oakland, California
Incident #98995748
Cambria Project #245-0554-002



Dear Ms. Drogos:

On behalf of Equilon Enterprises LLC dba Shell Oil Products US, Cambria Environmental Technology, Inc. (Cambria) is submitting this groundwater monitoring report in accordance with the reporting requirements of 23 CCR 2652d.

SECOND QUARTER 2003 ACTIVITIES

Groundwater Monitoring: Blaine Tech Services, Inc. (Blaine) of San Jose, California gauged, sampled and measured dissolved oxygen (DO) concentrations in selected site wells, calculated groundwater elevations, and compiled the analytical data. Cambria prepared a vicinity map which includes previously submitted well survey information (Figure 1), and a groundwater elevation contour map (Figure 2). Blaine's report, presenting the laboratory report and supporting field documents, is included as Attachment A.

ANTICIPATED THIRD QUARTER 2003 ACTIVITIES

Changes to Monitoring Procedures: Based on the fact that ample data has been collected to determine seasonal groundwater characteristics, Cambria, as recommended in the May 1, 2003 *First Quarter Monitoring Report*, will discontinue DO measurements in the site wells beginning with the third quarter 2003 monitoring event.

**Cambria
Environmental
Technology, Inc.**

5900 Hollis Street
Suite A
Emeryville, CA 94608
Tel (510) 420-0700
Fax (510) 420-9170

Groundwater Monitoring: Blaine will gauge and sample selected site wells, and tabulate the data. Cambria will prepare a monitoring report.

CLOSING


We appreciate the opportunity to work with you on this project. Please call Matt Derby at (510) 420-3332 if you have any questions or comments.



Sincerely,
Cambria Environmental Technology, Inc

Anni Kreml
Senior Staff Scientist

Matthew W. Derby, P.E.
Senior Project Engineer



Figures: 1 - Vicinity/Area Well Survey Map
2 - Groundwater Elevation Contour Map

Attachment: A - Blaine Groundwater Monitoring Report and Field Notes

cc: Karen Petryna, Shell Oil Products US, P.O. Box 7869, Burbank, CA 91510-7869

G:\Oakland 3420 San Pablo\QM\2q03\2q03qm doc



G:\10OAKLAND\3420 SAN PABLO\FIGURES\VIC-WELL-SURVEY.AI

SOURCE: TOPOI MAPS

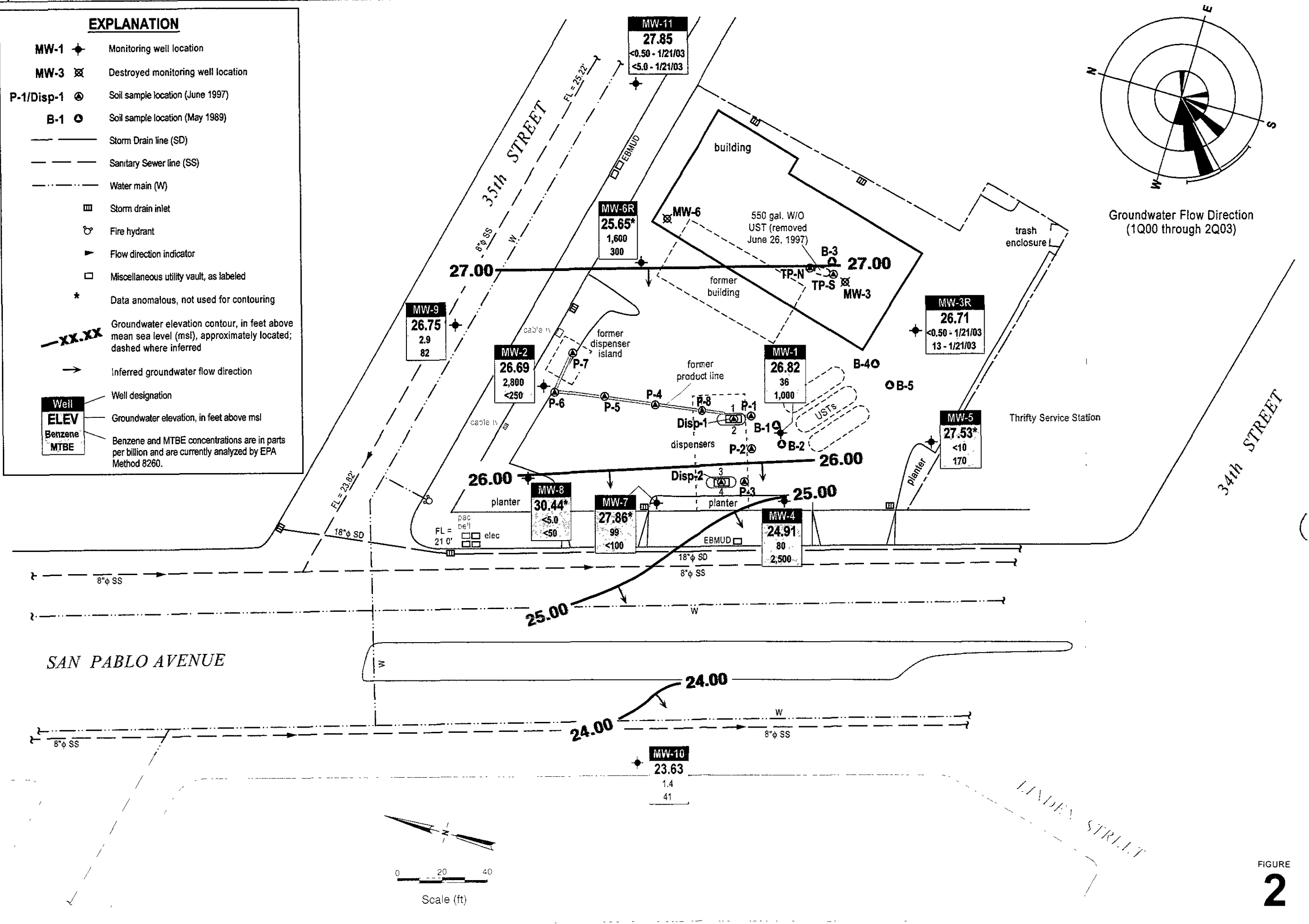
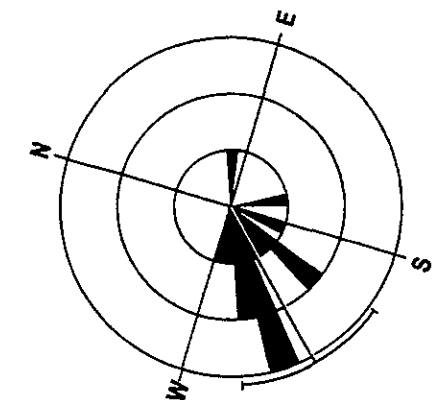
Shell-branded Service Station
 3420 San Pablo Avenue
 Oakland, California
 Incident #98995748



Vicinity / Area Well Survey
Map
 (1/2 Mile Radius)

EXPLANATION

- MW-1 ◆ Monitoring well location
 - MW-3 ☒ Destroyed monitoring well location
 - P-1/Disp-1 ⊕ Soil sample location (June 1997)
 - B-1 ○ Soil sample location (May 1989)
 - Storm Drain line (SD)
 - - - Sanitary Sewer line (SS)
 - · - · - Water main (W)
 - ▣ Storm drain inlet
 - ⊕ Fire hydrant
 - ▶ Flow direction indicator
 - Miscellaneous utility vault, as labeled
 - * Data anomalous, not used for contouring
 - XX.XX - Groundwater elevation contour, in feet above mean sea level (msl), approximately located; dashed where inferred
 - Inferred groundwater flow direction
- | Well | ELEV |
|---------|---|
| | Groundwater elevation, in feet above msl |
| Benzene | Benzene and MTBE concentrations are in parts per billion and are currently analyzed by EPA Method 8260. |
| MTBE | |



CAMBRIA

Shell-branded Service Station
 3420 San Pablo Avenue
 Oakland, California
 Incident #98995748

FIGURE 2

G:\OAKI AND 3420 SAN PABLO\FIGURES\2\Q03-MP.A1

ATTACHMENT A
Blaine Groundwater Monitoring Report
and Field Notes

BLAINE
TECH SERVICES INC.



1680 ROGERS AVENUE
SAN JOSE, CA 95112-1105
(408) 573-7771 FAX
(408) 573-0555 PHONE
CONTRACTOR'S LICENSE #746684
www.blainetech.com

June 12, 2003

Karen Petryna
Shell Oil Products US
P.O. Box 7869
Burbank, CA 91510-7869

Second Quarter 2003 Groundwater Monitoring at
Shell-branded Service Station
3420 San Pablo Avenue
Oakland, CA

Monitoring performed on May 2, 2003

Groundwater Monitoring Report **030502-AC-1**

This report covers the routine monitoring of groundwater wells at this Shell-branded facility. In accordance with standard procedures that conform to Regional Water Quality Control Board requirements, routine field data collection includes depth to water, total well depth, thickness of any separate immiscible layer, water column volume, calculated purge volume (if applicable), elapsed evacuation time (if applicable), total volume of water removed (if applicable), and standard water parameter instrument readings. Sample material is collected, contained, stored, and transported to the laboratory in conformance with EPA standards. Purgewater (if applicable) is, likewise, collected and transported to the Shell Martinez Manufacturing Complex.

Basic field information is presented alongside analytical values excerpted from the laboratory report in the cumulative table of **WELL CONCENTRATIONS**. The full analytical report for the most recent samples and the field data sheets are attached to this report.

At a minimum, Blaine Tech Services, Inc. field personnel are certified on completion of a forty hour Hazardous Materials and Emergency Response training course per 29 CFR 1910.120. Field personnel are also enrolled in annual eight hour refresher courses.

Blaine Tech Services, Inc. conducts sampling and documentation assignments of this type as an independent third party. Our activities at this site consisted of objective data and sample collection only. No interpretation of analytical results, defining of hydrological conditions or formulation of recommendations was performed.

Please call if you have any questions.

Yours truly,

Leon Gearhart
Project Coordinator

LG/jt

attachments: Cumulative Table of WELL CONCENTRATIONS
Certified Analytical Report
Field Data Sheet

cc: Anni Kreml
Cambria Environmental Technology, Inc.
5900 Hollis Street, Suite A
Oakland, CA 94608

WELL CONCENTRATIONS
Shell-branded Service Station
3420 San Pablo Avenue
Oakland, CA

Well ID	Date	TPPH (ug/L)	B (ug/L)	T (ug/L)	E (ug/L)	X (ug/L)	MTBE 8020 (ug/L)	MTBE 8260 (ug/L)	TOC (MSL)	Depth to Water (ft)	Depth to SPH (ft)	GW Elevation (MSL)	SPH Thickness (ft)	DO Reading (ppm)
MW-1	08/06/1991	NA	NA	NA	NA	NA	NA	NA	21.28	10.86	NA	10.43	NA	NA
MW-1	10/23/1991	32,000	2,700	360	550	3,700	NA	NA	21.28	11.05	NA	10.24	0.01	NA
MW-1	01/28/1992	14,000	1,000	106	450	1,600	NA	NA	21.28	10.84	NA	10.44	NA	NA
MW-1	05/05/1992	98,000	11,000	1,200	3,500	18,000	NA	NA	21.28	9.42	NA	11.86	<0.01	NA
MW-1	07/13/1992	11,000	1,100	130	740	1,300	NA	NA	21.28	11.36	NA	9.92	NA	NA
MW-1	10/12/1992	NA	NA	NA	NA	NA	NA	NA	21.28	13.14	NA	8.21	0.09	NA
MW-1	01/12/1993	NA	110	NA	NA	NA	NA	NA	21.28	7.52	NA	13.78	0.02	NA
MW-1	04/06/1993	NA	NA	NA	NA	NA	NA	NA	21.28	7.13	NA	14.16	<0.01	NA
MW-1	07/12/1993	NA	NA	NA	NA	NA	NA	NA	21.28	11.02	NA	10.27	0.01	NA
MW-1	10/13/1993	NA	NA	NA	NA	NA	NA	NA	21.28	12.18	NA	9.11	0.01	NA
MW-1	01/20/1994	NA	NA	NA	NA	NA	NA	NA	21.28	9.18	NA	12.10	0.01	NA
MW-1	04/13/1994	NA	NA	NA	NA	NA	NA	NA	21.28	8.72	NA	12.58	0.02	NA
MW-1	07/19/1994	17,000	420	140	530	1,300	NA	NA	21.28	8.76	NA	12.52	NA	NA
MW-1	10/27/1994	23,000	1,200	130	990	960	NA	NA	21.28	10.49	NA	10.79	NA	NA
MW-1	01/03/1995	31,000	610	160	1,200	5,000	NA	NA	21.28	6.15	NA	15.13	NA	NA
MW-1	04/13/1995	20,000	340	42	680	2,900	NA	NA	21.28	5.24	NA	16.04	NA	NA
MW-1	06/30/1995	16,000	450	62	460	1,200	NA	NA	21.28	7.24	NA	14.04	NA	NA
MW-1	10/11/1995	8,400	660	47	510	850	8,000	NA	21.28	9.48	NA	11.80	NA	NA
MW-1	10/13/1995	7,400	730	54	490	1,100	8,200	NA	21.28	NA	NA	NA	NA	NA
MW-1	01/17/1996	24,000	570	110	820	2,900	15,000	NA	21.28	6.48	NA	14.80	NA	NA
MW-1	04/10/1996	20,000	120	11	420	1,400	15,000	NA	21.28	5.38	NA	15.90	NA	NA
MW-1	07/30/1996	7,900	240	22	170	300	12,000	NA	21.28	7.61	NA	13.67	NA	NA
MW-1	10/17/1996	6,600	1,000	20	120	130	10,000	NA	21.28	8.66	NA	12.62	NA	1.4
MW-1	01/22/1997	13,000	170	<50	330	1,200	18,000	NA	21.28	5.00	NA	16.28	NA	1.6
MW-1	04/01/1997	7,900	240	26	130	200	6,400	NA	21.28	6.42	NA	14.86	NA	1.4
MW-1	07/14/1997	5,000	<20	<20	59	61	9,000	NA	21.28	8.92	NA	12.36	NA	1.9
MW-1	10/08/1997	3,200	180	7.6	18	6.1	11,000	NA	21.28	9.43	NA	11.85	NA	4.8
MW-1	01/19/1998	8,100	39	<20	280	660	1,100	NA	21.28	1.20	NA	20.08	NA	2.6

WELL CONCENTRATIONS
Shell-branded Service Station
3420 San Pablo Avenue
Oakland, CA

Well ID	Date	TPPH (ug/L)	B (ug/L)	T (ug/L)	E (ug/L)	X (ug/L)	MTBE 8020 (ug/L)	MTBE 8260 (ug/L)	TOC (MSL)	Depth to Water (ft.)	Depth to SPH (ft.)	GW Elevation (MSL)	SPH Thickness (ft.)	DO Reading (ppm)
MW-1	04/28/1998	2,900	62	<10	160	370	1,200	1,200	21.28	4.81	NA	16.47	NA	2.4
MW-1	09/30/1998	1,300	25	8.3	<5.0	12	2,000	NA	21.05	9.90	NA	11.15	NA	1.6
MW-1	12/09/1998	21,000	240	<200	520	920	18,000	18,000	21.05	12.26	NA	8.79	NA	4.3
MW-1	01/18/1999	10,600	<100	<100	471	130	48,600	50,800	21.05	6.00	NA	15.05	NA	1.3
MW-1	04/12/1999	7,500	101	26.0	248	578	31,000	37,900	21.05	4.00	NA	17.05	NA	1.2
MW-1	07/27/1999	5,420	80.1	<50.0	123	143	24,700	33,200*	21.05	6.18	NA	14.87	NA	1.3
MW-1	10/14/1999	3,750	75.8	<12.5	30.3	37.0	17,200	20,600	21.05	6.83	NA	14.22	NA	1.3
MW-1	01/06/2000	5,550	82.2	<5.00	128	45.4	9,410	8,200	21.05	6.36	NA	14.69	NA	1.3
MW-1	04/05/2000	2,860	50.6	<10.0	98.2	36.2	4,120	3,150*	21.05	3.65	NA	17.40	NA	2.0
MW-1	07/20/2000	3,600	37.9	36.0	34.2	40.4	3,140	3,430*	21.05	4.11	NA	16.94	NA	1.2
MW-1	10/24/2000	2,330	32.3	<10.0	10.5	27.1	4,900	4,500	21.05	5.18	NA	15.87	NA	1.4
MW-1	01/19/2001	2,000	25.9	24.9	12.5	29.7	2,610	3,070	32.01	3.90	NA	28.11	NA	1.8
MW-1	04/27/2001	2,200	14	<2.0	5.3	6.8	NA	1,100	32.01	4.48	NA	27.53	NA	1.5
MW-1	07/26/2001	2,600	26	2.3	<2.0	5.4	NA	890	32.01	6.28	NA	25.73	NA	1.2
MW-1	10/02/2001	1,900	54	<2.0	7.8	14	NA	890	32.01	6.53	NA	25.48	NA	1.6
MW-1	01/15/2002	2,300	19	2.8	9.3	12	NA	370	32.01	5.00	NA	27.01	NA	1.9
MW-1	04/17/2002	4,500	20	2.0	1.3	4.6	NA	500	32.01	5.63	NA	26.38	NA	2.4
MW-1	07/11/2002	2,700	25	1.1	<1.0	2.1	NA	500	32.01	6.10	NA	25.91	NA	1.5
MW-1	10/10/2002	2,200	20	1.0	1.8	3.5	NA	580	32.01	6.68	NA	25.33	NA	2.5
MW-1	01/21/2003	3,100	27	12	30	14	NA	810	32.01	4.35	NA	27.66	NA	1.7
MW-1	05/02/2003	4,100	36	<25	<25	<50	NA	1,000	32.01	5.19	NA	26.82	NA	2.1
MW-2	08/06/1991	50,000	15,000	NA	2,700	13,000	NA	NA	21.56	9.72	NA	11.84	NA	NA
MW-2	10/23/1991	120,000	11,000	1,400	3,500	19,000	NA	NA	21.56	10.03	NA	11.53	NA	NA
MW-2	01/28/1992	49,000	7,400	800	1,800	8,300	NA	NA	21.56	8.78	NA	12.78	NA	NA
MW-2	05/05/1992	52,000	12,000	1,100	2,200	12,000	NA	NA	21.56	7.58	NA	13.98	NA	NA
MW-2	07/13/1992	47,000	15,000	2,400	4,500	16,000	NA	NA	21.56	9.63	NA	11.93	NA	NA
MW-2	10/12/1992	NA	NA	NA	NA	NA	NA	NA	21.56	11.66	NA	9.92	0.03	NA

WELL CONCENTRATIONS
Shell-branded Service Station
3420 San Pablo Avenue
Oakland, CA

Well ID	Date	TPPH (ug/L)	B (ug/L)	T (ug/L)	E (ug/L)	X (ug/L)	MTBE 8020 (ug/L)	MTBE 8260 (ug/L)	TOC (MSL)	Depth to Water (ft)	Depth to SPH (ft)	GW Elevation (MSL)	SPH Thickness (ft)	DO Reading (ppm)
MW-2	01/12/1993	NA	NA	NA	NA	NA	NA	NA	21.56	7.13	NA	14.44	0.01	NA
MW-2	04/06/1993	NA	NA	NA	NA	NA	NA	NA	21.56	6.40	NA	15.17	<0.01	NA
MW-2	07/12/1993	59,000	12,000	950	2,400	11,000	NA	NA	21.56	8.75	NA	12.81	NA	NA
MW-2	10/13/1993	54,000	14,000	1,200	3,700	22,000	NA	NA	21.56	10.28	NA	11.28	NA	NA
MW-2	01/20/1994	NA	NA	NA	NA	NA	NA	NA	21.56	NA	NA	NA	NA	NA
MW-2	04/13/1994	79,000	9,400	740	2,100	12,000	NA	NA	21.56	7.35	NA	14.22	<0.01	NA
MW-2	07/19/1994	63,000	13,000	810	1,900	13,000	NA	NA	21.56	8.24	NA	13.32	NA	NA
MW-2	10/27/1994	64,000	8,800	480	2,100	10,000	NA	NA	21.56	10.26	NA	13.32	NA	NA
MW-2	01/03/1995	67,000	9,800	720	2,800	11,000	NA	NA	21.56	6.44	NA	15.12	NA	NA
MW-2	04/13/1995	83,000	10,000	490	2,600	13,000	NA	NA	21.56	5.89	NA	15.67	NA	NA
MW-2	06/30/1995	65,000	12,000	1,800	2,400	12,000	NA	NA	21.56	7.41	NA	14.15	NA	NA
MW-2	10/11/1995	68,000	8,800	840	3,000	13,000	1,400	NA	21.56	8.02	NA	13.54	NA	NA
MW-2	01/17/1996	79,000	12,000	640	2,700	14,000	2,200	NA	21.56	7.42	NA	14.14	NA	NA
MW-2	04/10/1996	84,000	7,200	310	1,700	7,800	2,900	NA	21.56	6.91	NA	14.65	NA	NA
MW-2	07/30/1996	26,000	6,800	210	1,300	5,500	4,500	NA	21.56	7.63	NA	13.93	NA	NA
MW-2	10/17/1996	46,000	9,800	340	2,000	6,500	4,900	NA	21.56	8.27	NA	13.29	NA	1.8
MW-2	01/22/1997	52,000	6,200	220	1,400	6,600	3,000	NA	21.56	7.09	NA	14.47	NA	1.9
MW-2	04/01/1997	69,000	6,000	380	2,400	11,000	3,800	NA	21.56	6.91	NA	14.65	NA	2.0
MW-2	07/14/1997	53,000	7,700	260	1,600	5,200	2,400	NA	21.56	9.93	NA	11.63	NA	1.2
MW-2	10/08/1997	56,000	8,500	320	1,600	5,100	4,200	NA	21.56	10.43	NA	11.13	NA	2.1
MW-2	01/19/1998	64,000	10,000	230	2,400	12,000	2,700	NA	21.56	3.60	NA	17.96	NA	2.4
MW-2	04/28/1998	45,000	9,800	310	2,700	11,000	2,400	2,000	21.56	4.81	NA	15.71	NA	2
MW-2	09/30/1998	42,000	7,400	200	2,600	9,800	1,800	NA	21.58	7.20	NA	14.38	NA	1.6
MW-2	12/09/1998	60,000	7,000	270	1,600	7,000	2,100	NA	21.58	7.11	NA	14.47	NA	4.6
MW-2	01/18/1999	45,000	7,960	151	1,750	6,410	1,310	NA	21.58	6.83	NA	14.75	NA	1.8
MW-2	04/12/1999	47,400	7,680	131	1,840	6,400	<1,000	NA	21.58	5.90	NA	15.68	NA	1.9
MW-2	07/27/1999	36,400	6,750	83.5	1,590	5,070	682	NA	21.58	6.56	NA	15.02	NA	2.0
MW-2	10/14/1999	45,300	6,990	144	1,850	4,930	1,070	NA	21.58	8.90	NA	12.68	NA	1.5

WELL CONCENTRATIONS
Shell-branded Service Station
3420 San Pablo Avenue
Oakland, CA

Well ID	Date	TPPH (ug/L)	B (ug/L)	T (ug/L)	E (ug/L)	X (ug/L)	MTBE 8020 (ug/L)	MTBE 8260 (ug/L)	TOC (MSL)	Depth to Water (ft)	Depth to SPH (ft)	GW Elevation (MSL)	SPH Thickness (ft)	DO Reading (ppm)
---------	------	----------------	-------------	-------------	-------------	-------------	------------------------	------------------------	--------------	---------------------------	-------------------------	--------------------------	--------------------------	------------------------

MW-2	01/06/2000	44,100	5,820	107	1,720	4,590	841	NA	21.58	7.27	NA	14.31	NA	1.4
MW-2	04/05/2000	32,000	6,680	<100	1,770	4,030	934	NA	21.58	5.32	NA	16.26	NA	1.3
MW-2	07/20/2000	32,100	5,290	68.6	1,870	3,810	254	NA	21.58	5.47	NA	16.11	NA	2.9
MW-2	10/24/2000	24,400	4,680	<50.0	1,460	2,380	682	NA	21.58	5.88	NA	15.70	NA	2.2
MW-2	01/19/2001	29,200	4,980	127	2,820	4,320	<500	NA	32.54	5.96	NA	26.58	NA	1.4
MW-2	04/27/2001	40,000	5,400	67	2,800	5,100	NA	380	32.54	5.87	NA	26.67	NA	1.1
MW-2	07/26/2001	42,000	4,700	59	2,800	4,300	NA	<250	32.54	6.48	NA	26.06	NA	1.0
MW-2	10/02/2001	36,000	4,200	64	2,400	2,700	NA	<200	32.54	6.65	NA	25.89	NA	1.6
MW-2	01/15/2002	39,000	4,100	46	2,200	2,300	NA	280	32.54	5.81	NA	26.73	NA	1.8
MW-2	04/17/2002	30,000	3,800	44	2,100	2,100	NA	270	32.54	6.03	NA	26.51	NA	1.6
MW-2	07/11/2002	34,000	3,600	18	2,700	2,200	NA	110	32.54	6.49	NA	26.05	NA	2.7
MW-2	10/10/2002	26,000	2,600	19	1,900	810	NA	<100	32.54	6.82	NA	25.72	NA	2.4
MW-2	01/21/2003	30,000	3,000	24	2,000	1,400	NA	140	32.54	6.00	NA	26.54	NA	1.6
MW-2	05/02/2003	23,000	2,800	28	1,400	880	NA	<250	32.54	5.85	NA	26.69	NA	1.7

MW-3	08/06/1991	430	8	1	4	15	NA	NA	21.78	11.18	NA	10.60	NA	NA
MW-3	10/23/1991	390	2.10	<0.3	0.48	2	NA	NA	21.78	11.69	NA	10.09	NA	NA
MW-3	01/28/1992	190	<0.5	<0.5	<0.5	<0.5	NA	NA	21.78	9.99	NA	11.79	NA	NA
MW-3	05/04/1992	190	<1	<1	<1	0.71	NA	NA	21.78	9.46	NA	12.32	NA	NA
MW-3	07/20/1992	200a	<0.5	<0.5	<0.5	<0.5	NA	NA	21.78	11.29	NA	10.49	NA	NA
MW-3	10/12/1992	180a	<0.5	<0.5	<0.5	<0.5	NA	NA	21.78	13.10	NA	8.68	NA	NA
MW-3	01/12/1993	180	<0.5	2.3	0.9	5.6	NA	NA	21.78	7.32	NA	14.46	NA	NA
MW-3	04/06/1993	280	<0.5	<0.5	<0.5	<0.5	NA	NA	21.78	7.44	NA	14.34	NA	NA
MW-3	07/12/1993	310a	<0.5	<0.5	<0.5	<0.5	NA	NA	21.78	10.62	NA	11.16	NA	NA
MW-3	10/13/1993	150	<0.5	<0.5	<0.5	<0.5	NA	NA	21.78	12.05	NA	9.73	NA	NA
MW-3	01/20/1994	180	<0.5	<0.5	<0.5	<0.5	NA	NA	21.78	9.62	NA	12.16	NA	NA
MW-3	04/13/1994	270	<0.5	<0.5	<0.5	<0.5	NA	NA	21.78	9.15	NA	12.63	NA	NA
MW-3	07/19/1994	190a	<0.5	<0.5	<0.5	<0.5	NA	NA	21.78	10.13	NA	11.65	NA	NA

WELL CONCENTRATIONS
Shell-branded Service Station
3420 San Pablo Avenue
Oakland, CA

Well ID	Date	TPPH (ug/L)	B (ug/L)	T (ug/L)	E (ug/L)	X (ug/L)	MTBE 8020 (ug/L)	MTBE 8260 (ug/L)	TOC (MSL)	Depth to Water (ft)	Depth to SPH (ft)	GW Elevation (MSL)	SPH Thickness (ft)	DO Reading (ppm)
MW-3	10/27/1994	160a	<0.5	<0.5	<0.5	<0.5	NA	NA	21.78	11.66	NA	10.12	NA	NA
MW-3	01/03/1995	100a	<0.5	<0.5	<0.5	<0.5	NA	NA	21.78	6.89	NA	14.89	NA	NA
MW-3	04/13/1995	120a	<0.5	<0.5	<0.5	<0.5	NA	NA	21.78	6.79	NA	14.99	NA	NA
MW-3	06/30/1995	180a	<0.5	<0.5	<0.5	<0.5	NA	NA	21.78	8.94	NA	12.84	NA	NA
MW-3	10/11/1995	150	2.2	<0.5	<0.5	<0.5	2.3	NA	21.78	10.62	NA	11.16	NA	NA
MW-3	01/17/1996	120	<0.5	<0.5	<0.5	<0.5	7.8	NA	21.78	7.18	NA	14.60	NA	NA
MW-3	04/10/1996	160	<0.5	<0.5	<0.5	<0.5	12	NA	21.78	6.76	NA	15.02	NA	NA
MW-3	07/30/1996	57	<0.5	<0.5	<0.5	<0.5	<2.5	NA	21.78	9.04	NA	12.74	NA	NA
MW-3	10/17/1996	<50	<0.5	<0.5	<0.5	<0.5	<2.5	NA	21.78	9.04	NA	12.74	NA	2.0
MW-3	01/22/1997	<50	<0.5	<0.5	<0.5	<0.5	3.7	NA	21.78	5.03	NA	16.75	NA	2.4
MW-3	04/01/1997	71	<0.50	<0.50	<0.50	<0.50	NA b	NA	21.78	8.23	NA	13.55	NA	1.6
MW-3	07/14/1997	<50	<0.50	<0.50	<0.50	1.5	NA b	NA	21.78	9.09	NA	12.69	NA	1.9
MW-3	10/08/1997	73	<0.50	<0.50	<0.50	<0.50	NA b	NA	21.78	10.23	NA	11.55	NA	5.5
MW-3	12/05/1997	Abandoned												

MW-3R	04/06/1999	NA	NA	NA	NA	NA	NA	NA	21.83	9.89	NA	11.94	NA	NA
MW-3R	04/12/1999	<50.0	<0.500	<0.500	<0.500	<0.500	<5.00	NA	21.83	5.83	NA	16.00	NA	2.1
MW-3R	07/27/1999	<50.0	<0.500	<0.500	<0.500	<0.500	4.15	NA	21.83	9.59	NA	12.24	NA	2.0
MW-3R	10/14/1999	<50.0	<0.500	<0.500	<0.500	<0.500	9.43	NA	21.83	10.00	NA	11.83	NA	0.6
MW-3R	01/06/2000	78	<0.500	<0.500	<0.500	<0.500	31	NA	21.83	9.71	NA	12.12	NA	0.8
MW-3R	04/05/2000	<50.0	<0.500	<0.500	<0.500	<0.500	273	2,890*	21.83	6.90	NA	14.93	NA	1.5
MW-3R	07/20/2000	<50.0	<0.500	<0.500	<0.500	<0.500	<2.50	NA	21.83	6.94	NA	14.89	NA	1.1
MW-3R	10/24/2000	NA	NA	NA	NA	NA	NA	NA	21.83	8.90	NA	12.93	NA	NA
MW-3R	01/19/2001	<50.0	<0.500	<0.500	<0.500	<0.500	79.2	NA	32.79	7.04	NA	25.75	NA	2.0
MW-3R	04/27/2001	NA	NA	NA	NA	NA	NA	NA	32.79	7.38	NA	25.41	NA	NA
MW-3R	07/26/2001	97	<0.50	<0.50	<0.50	<0.50	NA	200	32.79	9.30	NA	23.49	NA	1.8
MW-3R	10/02/2001	NA	NA	NA	NA	NA	NA	NA	32.79	9.41	NA	23.38	NA	NA
MW-3R	01/15/2002	55	<0.50	<0.50	<0.50	<0.50	NA	32	32.79	6.05	NA	26.74	NA	0.7

WELL CONCENTRATIONS
Shell-branded Service Station
3420 San Pablo Avenue
Oakland, CA

Well ID	Date	TPPH (ug/L)	B (ug/L)	T (ug/L)	E (ug/L)	X (ug/L)	MTBE 8020 (ug/L)	MTBE 8260 (ug/L)	TOC (MSL)	Depth to Water (ft)	Depth to SPH (ft)	GW Elevation (MSL)	SPH Thickness (ft)	DO Reading (ppm)
---------	------	----------------	-------------	-------------	-------------	-------------	------------------------	------------------------	--------------	---------------------------	-------------------------	--------------------------	--------------------------	------------------------

MW-3R	04/17/2002	NA	NA	NA	NA	NA	NA	NA	32.79	7.70	NA	25.09	NA	NA
MW-3R	07/11/2002	110	<0.50	<0.50	<0.50	<0.50	NA	65	32.79	8.76	NA	24.03	NA	2.5
MW-3R	10/10/2002	NA	NA	NA	NA	NA	NA	NA	32.79	9.65	NA	23.14	NA	NA
MW-3R	01/21/2003	65	<0.50	<0.50	<0.50	<0.50	NA	13	32.79	5.21	NA	27.58	NA	1.6
MW-3R	05/02/2003	NA	NA	NA	NA	NA	NA	NA	32.79	6.08	NA	26.71	NA	NA

MW-4	08/06/1991	1,300	28	18	68	150	NA	NA	20.31	10.57	NA	9.74	NA	NA
MW-4	10/23/1991	1,900	97	6.10	38	77	NA	NA	20.31	10.46	NA	9.85	NA	NA
MW-4	01/28/1992	200	7.60	<0.5	3	3.30	NA	NA	20.31	9.54	NA	10.77	NA	NA
MW-4	05/04/1992	690	98	3	13	<1	NA	NA	20.31	8.33	NA	11.98	NA	NA
MW-4	07/13/1992	1,500	140	2.90	17	12	NA	NA	20.31	9.87	NA	10.44	NA	NA
MW-4	10/12/1992	NA	NA	NA	NA	NA	NA	NA	20.31	12.43	NA	8.50	0.78	NA
MW-4	01/12/1993	NA	NA	NA	NA	NA	NA	NA	20.31	7.12	NA	13.99	1.00	NA
MW-4	04/06/1993	NA	NA	NA	NA	NA	NA	NA	20.31	7.23	NA	13.84	0.95	NA
MW-4	07/12/1993	NA	NA	NA	NA	NA	NA	NA	20.31	10.08	NA	10.25	0.03	NA
MW-4	10/13/1993	NA	NA	NA	NA	NA	NA	NA	20.31	11.35	NA	9.06	0.12	NA
MW-4	01/20/1994	NA	NA	NA	NA	NA	NA	NA	20.31	9.06	NA	11.26	0.02	NA
MW-4	04/13/1994	NA	NA	NA	NA	NA	NA	NA	20.31	8.58	NA	11.74	0.01	NA
MW-4	07/19/1994	12,000	230	43	230	660	NA	NA	20.31	9.71	NA	10.60	NA	NA
MW-4	10/27/1994	NA	NA	NA	NA	NA	NA	NA	20.31	10.60	NA	9.73	0.03	NA
MW-4	01/03/1995	NA	NA	NA	NA	NA	NA	NA	20.31	5.49	NA	14.83	0.01	NA
MW-4	04/13/1995	NA	NA	NA	NA	NA	NA	NA	20.31	6.53	NA	13.80	0.03	NA
MW-4	06/30/1995	7,400	140	<0.5	160	350	NA	NA	20.31	9.57	NA	10.74	NA	NA
MW-4	10/11/1995	3,000	29	10	100	82	9,700	NA	20.31	10.30	NA	10.01	NA	NA
MW-4	01/17/1996	9,700	190	<0.5	190	410	4,500	NA	20.31	6.68	NA	13.63	NA	NA
MW-4	04/10/1996	2,800	16	<0.5	22	50	6,100	NA	20.31	7.90	NA	12.41	NA	NA
MW-4	07/30/1996	1,600	68	<12	58	39	8,500	NA	20.31	8.73	NA	11.58	NA	2.8
MW-4	10/17/1996	4,800	120	<25	150	96	11,000	NA	20.31	7.63	NA	10.34	NA	2.8

WELL CONCENTRATIONS
Shell-branded Service Station
3420 San Pablo Avenue
Oakland, CA

Well ID	Date	TPPH (ug/L)	B (ug/L)	T (ug/L)	E (ug/L)	X (ug/L)	MTBE 8020 (ug/L)	MTBE 8260 (ug/L)	TOC (MSL)	Depth to Water (ft)	Depth to SPH (ft)	GW Elevation (MSL)	SPH Thickness (ft)	DO Reading (ppm)
MW-4	01/22/1997	12,000	83	<20	170	240	4,300	NA	20.31	5.26	NA	15.05	NA	2.6
MW-4	04/01/1997	4,800	65	<5.0	81	93	3,200	NA	20.31	8.02	NA	12.29	NA	2.4
MW-4	07/14/1997	2,400	35	<10	30	20	6,000	NA	20.31	10.05	NA	10.26	NA	2.0
MW-4	10/08/1997	2,900	66	<20	<20	<20	7,300	NA	20.31	10.22	NA	10.09	NA	5.9
MW-4	01/19/1998	Inaccessible		NA	NA	NA	NA	NA	20.31	NA	NA	NA	NA	NA
MW-4	04/28/1998	Inaccessible		NA	NA	NA	NA	NA	20.31	NA	NA	NA	NA	NA
MW-4	09/30/1998	1,300	57	8.7	58	37	3,600	NA	20.92	9.31	NA	11.61	NA	2.9
MW-4	12/09/1998	3,500	130	<5.0	100	36	3,200	4,500	20.92	9.30	NA	11.62	NA	2.2
MW-4	01/18/1999	7,040	321	<25.0	273	<25.0	4,830	4,660	20.92	8.60	NA	12.32	NA	2.3
MW-4	04/12/1999	1,540	47.6	<10.0	24.4	<10.0	2,760	NA	20.92	6.25	NA	14.67	NA	1.9
MW-4	07/27/1999	3,570	214	<25.0	58.3	31.0	5,440	7,280*	20.92	9.33	NA	11.59	NA	1.9
MW-4	10/14/1999	3,920	157	<25.0	103	<25.0	6,550	8,990	20.92	9.93	NA	10.99	NA	1.7
MW-4	01/06/2000	5,030	247	7.2	169	37.7	6,860	7,400	20.92	9.31	NA	11.61	NA	1.7
MW-4	04/05/2000	1,870	120	<5.00	15.1	<5.00	4,400	2,890*	20.92	6.00	NA	14.92	NA	1.8
MW-4	07/20/2000	6,740	114	36.4	71.9	28.2	1,900	NA	20.92	6.10	NA	14.82	NA	2.1
MW-4	10/24/2000	2,120	108	8.28	12.5	<5.00	6,070	5,950	20.92	8.90	NA	12.02	NA	1.1
MW-4	01/19/2001	3,330	67.2	<5.00	7.18	<5.00	3,620	4,330	31.88	7.25	NA	24.63	NA	1.8
MW-4	04/27/2001	1,600	79	<10	<10	<10	NA	3,900	31.88	7.41	NA	24.47	NA	1.4
MW-4	07/26/2001	2,700	140	<20	24	<20	NA	4,700	31.88	8.20	NA	23.68	NA	1.8
MW-4	10/02/2001	4,600	170	<10	50	<10	NA	6,300	31.88	8.55	NA	23.33	NA	2.1
MW-4	01/15/2002	1,000	34	<5.0	<5.0	9.8	NA	2,800	31.88	6.53	NA	25.35	NA	2.7
MW-4	04/17/2002	1,400	92	<10	<10	11	NA	4,100	31.88	7.00	NA	24.88	NA	2.4
MW-4	07/11/2002	1,800	82	<10	<10	11	NA	4,500	31.88	8.49	NA	23.39	NA	2.1
MW-4	10/10/2002	7,400	230	<10	45	<10	NA	6,600	31.88	9.05	NA	22.83	NA	2.5
MW-4	01/21/2003	1,400	27	<2.5	<2.5	<2.5	NA	1,200	31.88	6.50	NA	25.38	NA	0.4
MW-4	05/02/2003	<2,500	80	<25	<25	<50	NA	2,500	31.88	6.97	NA	24.91	NA	1.3
MW-5	08/06/1991	9,100	210	27	240	660	NA	NA	20.91	10.23	NA	10.68	NA	NA

WELL CONCENTRATIONS
Shell-branded Service Station
3420 San Pablo Avenue
Oakland, CA

Well ID	Date	TPPH (ug/L)	B (ug/L)	T (ug/L)	E (ug/L)	X (ug/L)	MTBE 8020 (ug/L)	MTBE 8260 (ug/L)	TOC (MSL)	Depth to Water (ft)	Depth to SPH (ft)	GW Elevation (MSL)	SPH Thickness (ft)	DO Reading (ppm)
MW-5	10/23/1991	12,000	92	18	230	450	NA	NA	20.91	10.89	NA	10.02	NA	NA
MW-5	01/28/1992	3,300	130	10	180	220	NA	NA	20.91	8.45	NA	12.46	NA	NA
MW-5	05/04/1992	3,900	95	<12.5	260	120	NA	NA	20.91	8.05	NA	12.86	NA	NA
MW-5	07/13/1992	4,100	180	12	250	73	NA	NA	20.91	10.00	NA	10.91	NA	NA
MW-5	10/12/1992	NA	NA	NA	NA	NA	NA	NA	20.91	11.83	NA	9.09	0.01	NA
MW-5	01/12/1993	NA	NA	NA	NA	NA	NA	NA	20.91	6.10	NA	14.81	<0.01	NA
MW-5	04/06/1993	6,200	71	<0.5	53	150	NA	NA	20.91	6.18	NA	14.73	NA	NA
MW-5	07/12/1993	3,400	130	<0.5	170	130	NA	NA	20.91	9.59	NA	11.32	NA	NA
MW-5	10/13/1993	NA	NA	NA	NA	NA	NA	NA	20.91	10.80	NA	10.13	0.03	NA
MW-5	01/20/1994	NA	NA	NA	NA	NA	NA	NA	20.91	7.42	NA	13.49	0.01	NA
MW-5	04/13/1994	NA	NA	NA	NA	NA	NA	NA	20.91	7.05	NA	13.87	0.01	NA
MW-5	07/19/1994	11,000	180	13	180	260	NA	NA	20.91	8.57	NA	12.34	NA	NA
MW-5	10/27/1994	6,900	82	<5	210	1,110	NA	NA	20.91	10.14	NA	10.77	NA	NA
MW-5	01/03/1995	12,000	110	46	790	510	NA	NA	20.91	5.84	NA	15.07	NA	NA
MW-5	04/13/1995	10,000	61	<20	330	140	NA	NA	20.91	5.28	NA	15.63	NA	NA
MW-5	06/30/1995	12,000	180	8.60	440	340	NA	NA	20.91	7.43	NA	13.48	NA	NA
MW-5	10/11/1995	11,000	<50	<50	440	340	5,100	NA	20.91	8.90	NA	12.01	NA	NA
MW-5	01/17/1996	82,000	330	120	960	1,400	820	NA	20.91	6.40	NA	14.51	NA	NA
MW-5	04/10/1996	23,000	<50	<50	360	190	770	NA	20.91	5.70	NA	15.21	NA	NA
MW-5	07/30/1996	38,000	3,000	<100	1,100	2,600	560	NA	20.91	7.71	NA	13.20	NA	NA
MW-5	10/17/1996	13,000	36	<10	210	160	720	NA	20.91	9.04	NA	11.87	NA	1.4
MW-5	01/22/1997	20,000	63	<50	380	390	650	NA	20.91	4.85	NA	16.06	NA	1.6
MW-5	04/01/1997	16,000	110	<50	390	320	2,200	NA	20.91	6.54	NA	14.37	NA	1.4
MW-5	07/14/1997	15,000	70	<20	220	170	450	NA	20.91	8.54	NA	12.37	NA	1.8
MW-5	10/08/1997	9,100	27	11	170	57	530	NA	20.91	9.09	NA	11.82	NA	4.7
MW-5	01/19/1998	9,500	92	<50	200	77	1,100	NA	20.91	2.11	NA	18.80	NA	2.5
MW-5	04/28/1998	15,000	100	53	150	80	460	NA	20.91	4.90	NA	16.01	NA	2.2
MW-5	09/30/1998	11,000	120	<100	240	200	<500	NA	21.71	8.05	NA	13.66	NA	2.0

WELL CONCENTRATIONS
Shell-branded Service Station
3420 San Pablo Avenue
Oakland, CA

Well ID	Date	TPPH (ug/L)	B (ug/L)	T (ug/L)	E (ug/L)	X (ug/L)	MTBE 8020 (ug/L)	MTBE 8260 (ug/L)	TOC (MSL)	Depth to Water (ft)	Depth to SPH (ft)	GW Elevation (MSL)	SPH Thickness (ft)	DO Reading (ppm)
MW-5	12/09/1998	45,000	<200	<200	240	240	<1,000	NA	21.71	8.62	NA	13.09	NA	4.7
MW-5	01/18/1999	9,120	13.8	<2.50	315	74.5	131	NA	21.71	6.75	NA	14.96	NA	2.1
MW-5	04/12/1999	16,200	80.9	<50.0	163	<50.0	8,310	NA	21.71	4.80	NA	16.91	NA	2.3
MW-5	07/27/1999	6,820	<5.00	<5.00	99.7	<5.00	216	NA	21.71	6.25	NA	15.46	NA	2.1
MW-5	10/14/1999	10,800	47.8	<12.5	313	23.1	232	NA	21.71	6.93	NA	14.78	NA	2.8
MW-5	01/06/2000	9,920	39.8	15.4	220	69.6	478	NA	21.71	7.52	NA	14.19	NA	2.9
MW-5	04/05/2000	8,370	68.3	20.1	40.2	<10.0	1,570	NA	21.71	5.31	NA	16.40	NA	0.4
MW-5	07/20/2000	15,500	60.5	181	104	108	460	NA	21.71	5.40	NA	16.31	NA	1.7
MW-5	10/24/2000	5,170	24.3	12.6	16.5	9.79	130	NA	21.71	5.59	NA	16.12	NA	1.3
MW-5	01/19/2001	4,000	<5.00	17.4	88.1	22.6	371	NA	32.67	5.05	NA	27.62	NA	1.0
MW-5	04/27/2001	3,100	<1.0	<1.0	2.6	1.3	NA	210	32.67	5.38	NA	27.29	NA	1.3
MW-5	07/26/2001	11,000	1.4	<1.0	13	2.2	NA	46	32.67	7.17	NA	25.50	NA	1.6
MW-5	10/02/2001	5,300	6.2	3.4	60	11	NA	<100	32.67	7.86	NA	24.81	NA	2.2
MW-5	01/15/2002	3,800	1.0	<0.50	1.7	0.60	NA	120	32.67	4.35	NA	28.32	NA	1.7
MW-5	04/17/2002	4,600	0.61	<0.50	1.5	<0.50	NA	140	32.67	6.04	NA	26.63	NA	0.5
MW-5	07/11/2002	7,200	1.8	0.58	5.9	0.78	NA	130	32.67	6.72	NA	25.95	NA	4.2
MW-5	10/10/2002	4,300	3.2	<1.0	3.5	<1.0	NA	86	32.67	6.99	NA	25.68	NA	2.5
MW-5	01/21/2003	4,300	2.4	<0.50	7.8	0.67	NA	170	32.67	5.09	NA	27.58	NA	0.5
MW-5	05/02/2003	3,600 d	<10	<10	<10	<20	NA	170	32.67	5.14	NA	27.53	NA	0.05
MW-6	08/06/1991	28,000	1,400	200	1,300	4,200	NA	NA	22.32	10.61	NA	11.71	NA	NA
MW-6	10/23/1991	53,000	1,400	230	1,800	6,700	NA	NA	22.32	11.68	NA	10.64	NA	NA
MW-6	01/28/1992	87,000	1,200	470	2,000	6,600	NA	NA	22.32	8.90	NA	13.42	NA	NA
MW-6	05/05/1992	230,000	<500	<500	3,200	11,000	NA	NA	22.32	8.01	NA	14.31	NA	NA
MW-6	07/13/1992	2,700,000	<2,500	3,500	14,000	36,000	NA	NA	22.32	10.77	NA	11.55	NA	NA
MW-6	10/12/1992	NA	NA	NA	NA	NA	NA	NA	22.32	8.68	NA	9.34	0.48	NA
MW-6	01/12/1993	NA	NA	NA	NA	NA	NA	NA	22.32	6.40	NA	15.92	<0.01	NA
MW-6	04/06/1993	320,000	2,500	14,000	980	14,000	NA	NA	22.32	5.93	NA	16.39	NA	NA

WELL CONCENTRATIONS
Shell-branded Service Station
3420 San Pablo Avenue
Oakland, CA

Well ID	Date	TPPH (ug/L)	B (ug/L)	T (ug/L)	E (ug/L)	X (ug/L)	MTBE 8020 (ug/L)	MTBE 8260 (ug/L)	TOC (MSL)	Depth to Water (ft)	Depth to SPH (ft)	GW Elevation (MSL)	SPH Thickness (ft)	DO Reading (ppm)
MW-6	07/12/1993	31,000	1,100	4,500	150	4,500	NA	NA	22.32	10.25	NA	12.07	NA	NA
MW-6	10/13/1993	NA	NA	NA	NA	NA	NA	NA	22.32	12.28	NA	10.20	0.20	NA
MW-6	01/20/1994	NA	NA	NA	NA	NA	NA	NA	22.32	9.14	NA	13.20	0.02	NA
MW-6	04/13/1994	NA	NA	NA	NA	NA	NA	NA	22.32	7.67	NA	14.66	0.01	NA
MW-6	07/19/1994	NA	NA	NA	NA	NA	NA	NA	22.32	10.07	NA	12.31	0.07	NA
MW-6	10/27/1994	NA	NA	NA	NA	NA	NA	NA	22.32	11.84	NA	10.57	0.11	NA
MW-6	01/03/1995	NA	NA	NA	NA	NA	NA	NA	22.32	7.80	NA	14.54	0.02	NA
MW-6	04/13/1995	NA	NA	NA	NA	NA	NA	NA	22.32	5.77	NA	16.57	0.02	NA
MW-6	06/30/1995	1,100,000	6,600	6,100	12,000	29,000	NA	NA	22.32	7.78	NA	14.54	NA	NA
MW-6	10/11/1995	30,000	130	<50	1,400	4,200	710	NA	22.32	10.06	NA	12.26	NA	NA
MW-6	01/17/1996	450,000	510	1,400	2,700	11,000	630	NA	22.32	6.91	NA	15.41	NA	NA
MW-6	04/10/1996	22,000	47	<10	350	860	<50	NA	22.32	5.92	NA	16.40	NA	NA
MW-6	07/30/1996	38,000	3,000	<100	1,100	2,600	560	NA	22.32	8.97	NA	13.35	NA	NA
MW-6	10/17/1996	34,000	470	<100	1,300	3,900	<500	NA	22.32	9.87	NA	12.45	NA	1.0
MW-6	01/22/1997	26,000	<100	<100	600	1,700	<500	NA	22.32	4.43	NA	17.89	NA	1.3
MW-6	04/01/1997	30,000	96	33	840	2,600	190	NA	22.32	6.84	NA	15.48	NA	1.4
MW-6	07/14/1997	29,000	200	<100	690	2,000	<500	NA	22.32	10.30	NA	12.02	NA	2.3
MW-6	10/08/1997	55,000	500	110	640	1,500	900	NA	22.32	10.46	NA	11.86	NA	0.0
MW-6	12/05/1997	Abandoned												
MW-6R	04/06/1999	NA	NA	NA	NA	NA	NA	NA	22.19	12.13	NA	10.06	NA	NA
MW-6R	04/12/1999	26,100	1,750	68.5	2,160	4,450	765	NA	22.19	6.10	NA	16.09	NA	2.4
MW-6R	07/27/1999	25,600	1,190	30.5	1,810	3,030	163	NA	22.19	8.60	NA	13.59	NA	2.5
MW-6R	10/14/1999	21,400	999	<50.0	1,400	1,680	<500	NA	22.19	9.35	NA	12.84	NA	2.0
MW-6R	01/06/2000	17,800	1,440	<50.0	1,310	2,340	301	NA	22.19	9.18	NA	13.01	NA	2.1
MW-6R	04/05/2000	24,400	1,470	63.1	1,750	3,590	496	NA	22.19	6.26	NA	15.93	NA	0.4
MW-6R	07/20/2000	17,200	1,070	42.9	1,260	2,490	725	NA	22.19	6.79	NA	15.40	NA	2.6
MW-6R	10/24/2000	17,200	1,890	107	869	1,620	1,320	NA	22.19	7.40	NA	14.79	NA	1.1

WELL CONCENTRATIONS
Shell-branded Service Station
3420 San Pablo Avenue
Oakland, CA

Well ID	Date	TPPH (ug/L)	B (ug/L)	T (ug/L)	E (ug/L)	X (ug/L)	MTBE 8020 (ug/L)	MTBE 8260 (ug/L)	TOC (MSL)	Depth to Water (ft)	Depth to SPH (ft)	GW Elevation (MSL)	SPH Thickness (ft)	DO Reading (ppm)
MW-6R	01/19/2001	15,000	1,120	40.2	1,240	2,230	1,670	NA	33.15	6.16	NA	26.99	NA	1.4
MW-6R	04/27/2001	25,000	1,300	24	1,300	2,400	NA	400	33.15	6.93	NA	26.22	NA	1.0
MW-6R	07/26/2001	31,000	1,500	31	1,800	3,000	NA	370	33.15	9.12	NA	24.03	NA	1.4
MW-6R	10/02/2001	28,000	1,100	28	1,800	2,800	NA	160	33.15	8.88	NA	24.27	NA	2.1
MW-6R	01/15/2002	17,000	1,400	19	900	1,500	NA	650	33.15	5.46	NA	27.69	NA	2.1
MW-6R	04/17/2002	33,000	1,600	33	1,700	3,100	NA	220	33.15	7.68	NA	25.47	NA	2.2
MW-6R	07/11/2002	25,000	1,200	21	1,300	1,900	NA	240	33.15	8.75	NA	24.40	NA	1.6
MW-6R	10/10/2002	83,000 c	1,400	34	2,000	4,400	NA	290	33.15	9.27	NA	23.88	NA	1.0
MW-6R	01/21/2003	20,000	1,200	18	1,100	1,700	NA	340	33.15	6.95	NA	26.20	NA	1.2
MW-6R	05/02/2003	28,000	1,600	32	1,600	2,400	NA	300	33.15	7.50	NA	25.65	NA	1.6

MW-7	08/06/1991	13,000	4,300	76	770	730	NA	NA	20.36	8.00	NA	12.36	NA	NA
MW-7	10/23/1991	18,000	3,200	31	660	770	NA	NA	20.36	8.16	NA	12.20	NA	NA
MW-7	01/28/1992	5,000	1,200	<10	220	54	NA	NA	20.36	7.11	NA	13.25	NA	NA
MW-7	05/05/1992	9,500	3,100	72	620	880	NA	NA	20.36	6.47	NA	13.89	NA	NA
MW-7	07/13/1992	20,000	4,200	130	1,600	1,100	NA	NA	20.36	7.73	NA	12.63	NA	NA
MW-7	10/12/1992	16,000	2,500	170	560	170	NA	NA	20.36	9.97	NA	11.68	NA	NA
MW-7	01/12/1993	15,000	2,300	<50	690	440	NA	NA	20.36	6.26	NA	14.10	NA	NA
MW-7	04/06/1993	26,000	5,400	<0.5	1,200	3,000	NA	NA	20.36	5.92	NA	14.44	NA	NA
MW-7	07/12/1993	10,000	3,000	100	510	530	NA	NA	20.36	7.27	NA	13.09	NA	NA
MW-7	10/13/1993	59,000	13,000	4,400	4,400	20,000	NA	NA	20.36	9.40	NA	10.96	NA	NA
MW-7	01/20/1994	NA	NA	NA	NA	NA	NA	NA	20.36	7.03	NA	13.37	0.05	NA
MW-7	04/13/1994	NA	NA	NA	NA	NA	NA	NA	20.36	6.56	NA	13.93	0.16	NA
MW-7	07/19/1994	NA	NA	NA	NA	NA	NA	NA	20.36	6.91	NA	13.61	0.20	NA
MW-7	10/27/1994	NA	NA	NA	NA	NA	NA	NA	20.36	8.28	NA	12.11	0.04	NA
MW-7	01/03/1995	NA	NA	NA	NA	NA	NA	NA	20.36	6.48	NA	13.90	0.02	NA
MW-7	04/13/1995	NA	NA	NA	NA	NA	NA	NA	20.36	6.54	NA	13.84	0.02	NA
MW-7	06/30/1995	900,000	11,000	8,500	14,000	52,000	NA	NA	20.36	7.08	NA	13.28	NA	NA

WELL CONCENTRATIONS
Shell-branded Service Station
3420 San Pablo Avenue
Oakland, CA

Well ID	Date	TPPH (ug/L)	B (ug/L)	T (ug/L)	E (ug/L)	X (ug/L)	MTBE 8020 (ug/L)	MTBE 8260 (ug/L)	TOC (MSL)	Depth to Water (ft)	Depth to SPH (ft)	GW Elevation (MSL)	SPH Thickness (ft)	DO Reading (ppm)
MW-7	10/11/1995	NA	NA	NA	NA	NA	NA	NA	20.36	7.88	NA	12.51	0.04	NA
MW-7	01/17/1996	NA	NA	NA	NA	NA	NA	NA	20.36	7.26	NA	13.13	0.04	NA
MW-7	04/10/1996	NA	NA	NA	NA	NA	NA	NA	20.36	6.98	NA	13.42	0.05	NA
MW-7	07/30/1996	NA	NA	NA	NA	NA	NA	NA	20.36	7.34	NA	13.04	0.03	NA
MW-7	10/17/1996	NA	NA	NA	NA	NA	NA	NA	20.36	7.63	NA	12.75	0.02	NA
MW-7	01/22/1997	56,000	2,000	520	1,400	8,400	1,800	NA	20.36	6.46	NA	13.90	NA	0.5
MW-7	04/01/1997	66,000	3,600	460	2,400	10,000	2,300	NA	20.36	6.97	NA	13.39	NA	1.6
MW-7	07/14/1997	NA	NA	NA	NA	NA	NA	NA	20.36	8.90	NA	11.48	0.03	NA
MW-7	10/08/1997	68,000	3,200	470	2,400	9,700	3,300	NA	20.36	9.21	NA	11.15	0.01	2.1
MW-7	01/19/1998	44,000	1,800	220	1,700	7,800	1,600	NA	20.36	4.65	NA	15.71	NA	1.6
MW-7	04/28/1998	82,000	1,500	<500	1,200	8,900	<2,500	NA	20.36	6.53	NA	13.83	NA	1.3
MW-7	09/30/1998	41,000	2,300	290	2,200	7,000	1,400	NA	20.35	5.59	NA	14.76	NA	1.4
MW-7	12/09/1998	31,000	530	130	1,100	4,300	<500	NA	20.35	5.91	NA	14.44	NA	4.9
MW-7	01/18/1999	35,300	975	175	1,360	5,750	256	NA	20.35	5.02	NA	15.33	NA	1.2
MW-7	04/12/1999	43,300	728	161	1,820	6,190	<500	NA	20.35	4.57	NA	15.78	NA	1.3
MW-7	07/27/1999	36,600	863	68.3	1,540	4,370	593	NA	20.35	5.36	NA	14.99	NA	1.2
MW-7	10/14/1999	65,600	1,140	157	2,230	7,060	1,090	NA	20.35	5.87	NA	14.48	NA	1.8
MW-7	01/06/2000	57,100	1,060	142	1,540	5,980	634	NA	20.35	6.12	NA	14.23	NA	1.8
MW-7	04/05/2000	36,500	843	<100	1,460	4,220	1,140	NA	20.35	4.87	NA	15.48	NA	1.4
MW-7	07/20/2000	28,400	263	251	457	1,300	690	NA	20.35	5.01	NA	15.34	NA	1.7
MW-7	10/24/2000	33,500	464	<200	1,600	3,830	<1,000	NA	20.35	4.17	NA	16.18	NA	1.5
MW-7	01/19/2001	1,860,000	<2,000	<2,000	<2,000	5,790	<10,000	NA	31.31	5.18	NA	26.13	NA	1.2
MW-7	04/27/2001	31,000	150	20	1,400	3,000	NA	190	31.31	4.99	NA	26.32	NA	1.4
MW-7	07/26/2001	30,000	340	20	1,500	2,600	NA	380	31.31	6.20	NA	25.11	NA	1.1
MW-7	10/02/2001	38,000	480	9.0	970	2,600	NA	300	31.31	6.45	NA	24.86	NA	1.5
MW-7	01/15/2002	33,000	160	6.6	810	1,300	NA	130	31.31	4.31	NA	27.00	NA	2.0
MW-7	04/17/2002	28,000	160	6.1	1,000	1,700	NA	140	31.31	4.12	NA	27.19	NA	1.2
MW-7	07/11/2002	26,000	200	<5.0	830	1,300	NA	170	31.31	5.90	NA	25.41	NA	3.0

WELL CONCENTRATIONS
Shell-branded Service Station
3420 San Pablo Avenue
Oakland, CA

Well ID	Date	TPPH (ug/L)	B (ug/L)	T (ug/L)	E (ug/L)	X (ug/L)	MTBE 8020 (ug/L)	MTBE 8260 (ug/L)	TOC (MSL)	Depth to Water (ft.)	Depth to SPH (ft.)	GW Elevation (MSL)	SPH Thickness (ft.)	DO Reading (ppm)
MW-7	10/10/2002	95,000 c	380	11	1,500	3,900	NA	330	31.31	6.32	NA	24.99	NA	2.9
MW-7	01/21/2003	18,000	100	2.6	530	780	NA	96	31.31	3.04	NA	28.27	NA	0.9
MW-7	05/02/2003	23,000	99	<10	490	620	NA	<100	31.31	3.45	NA	27.86	NA	0.91

MW-8	08/06/1991	32,000	3,700	1,100	1,400	6,100	NA	NA	20.95	9.60	NA	11.35	NA	NA
MW-8	10/23/1991	63,000	4,800	1,300	1,300	6,900	NA	NA	20.95	9.73	NA	11.22	NA	NA
MW-8	01/28/1992	32,000	1,900	750	1,400	6,300	NA	NA	20.95	7.72	NA	13.23	NA	NA
MW-8	05/05/1992	180,000	2,200	2,000	2,700	13,000	NA	NA	20.95	6.48	NA	14.47	NA	NA
MW-8	07/13/1992	56,000	4,500	1,500	2,700	9,100	NA	NA	20.95	8.55	NA	12.40	NA	NA
MW-8	10/12/1992	34,000	2,400	550	1,400	6,400	NA	NA	20.95	9.97	NA	10.98	NA	NA
MW-8	01/12/1993	110,000	2,100	1,200	2,400	12,000	NA	NA	20.95	6.94	NA	14.01	NA	NA
MW-8	04/06/1993	38,000	2,500	840	1,100	4,900	NA	NA	20.95	5.72	NA	15.23	NA	NA
MW-8	07/12/1993	27,000	2,800	990	1,200	5,300	NA	NA	20.95	7.65	NA	13.30	NA	NA
MW-8	10/13/1993	32,000	3,300	1,300	1,600	8,400	NA	NA	20.95	8.25	NA	12.70	NA	NA
MW-8	01/20/1994	78,000	1,900	670	1,300	6,600	NA	NA	20.95	7.25	NA	13.70	NA	NA
MW-8	04/13/1994	41,000	1,300	720	1,200	6,000	NA	NA	20.95	7.12	NA	13.83	NA	NA
MW-8	07/19/1994	140,000	1,800	1,400	2,000	9,000	NA	NA	20.95	7.43	NA	13.52	NA	NA
MW-8	10/27/1994	32,000	1,200	670	1,200	5,700	NA	NA	20.95	7.55	NA	13.40	NA	NA
MW-8	01/03/1995	38,000	1,000	700	1,500	7,500	NA	NA	20.95	6.04	NA	14.91	NA	NA
MW-8	04/13/1995	31,000	1,200	570	1,000	5,300	NA	NA	20.95	5.04	NA	15.91	NA	NA
MW-8	06/30/1995	110,000	2,000	1,500	2,000	9,700	NA	NA	20.95	5.72	NA	15.23	NA	NA
MW-8	10/11/1995	36,000	170	60	1,300	6,300	510	NA	20.95	7.06	NA	13.89	NA	NA
MW-8	01/17/1996	38,000	1,000	520	1,100	6,200	950	NA	20.95	5.84	NA	15.11	NA	NA
MW-8	04/10/1996	54,000	650	260	850	4,700	<250	NA	20.95	5.03	NA	15.92	NA	NA
MW-8	07/30/1996	33,000	780	330	830	4,200	1,700	NA	20.95	6.36	NA	14.59	NA	NA
MW-8	10/17/1996	35,000	750	300	1,100	5,000	1,200	NA	20.95	5.94	NA	15.01	NA	1.6
MW-8	01/22/1997	25,000	260	78	420	2,400	120	NA	20.95	5.93	NA	15.02	NA	1.8
MW-8	04/01/1997	22,000	680	180	550	2,500	260	NA	20.95	6.24	NA	14.71	NA	1.8

WELL CONCENTRATIONS
Shell-branded Service Station
3420 San Pablo Avenue
Oakland, CA

Well ID	Date	TPPH (ug/L)	B (ug/L)	T (ug/L)	E (ug/L)	X (ug/L)	MTBE 8020 (ug/L)	MTBE 8260 (ug/L)	TOC (MSL)	Depth to Water (ft)	Depth to SPH (ft)	GW Elevation (MSL)	SPH Thickness (ft)	DO Reading (ppm)
MW-8	07/14/1997	29,000	870	200	850	3,100	500	NA	20.95	8.59	NA	12.36	NA	1.4
MW-8	10/08/1997	27,000	1,000	190	960	3,000	170	NA	20.95	9.04	NA	11.91	NA	4.6
MW-8	01/19/1998	21,000	660	160	740	3,300	170	NA	20.95	3.34	NA	17.61	NA	2.2
MW-8	04/28/1998	Inaccessible		NA	NA	NA	NA	NA	20.95	NA	NA	NA	NA	NA
MW-8	09/30/1998	19,000	370	230	880	3,800	410	NA	21.15	7.00	NA	14.15	NA	1.2
MW-8	12/09/1998	1,400	92	90	74	260	<250	NA	21.15	6.38	NA	14.77	NA	3.6
MW-8	01/18/1999	317	<0.500	<0.500	3.04	0.984	3.92	NA	21.15	1.85	NA	19.30	NA	2.0
MW-8	04/12/1999	8,300	35.6	24.4	144	466	<100	NA	21.15	3.65	NA	17.50	NA	1.6
MW-8	07/27/1999	12,700	<5.00	5.47	281	1,130	50.3	NA	21.15	5.00	NA	16.15	NA	1.4
MW-8	10/14/1999	11,900	86.7	16.9	210	469	<100	NA	21.15	5.95	NA	15.20	NA	1.2
MW-8	01/06/2000	5,930	65	12.4	106	129	203.0	NA	21.15	6.19	NA	14.96	NA	1.3
MW-8	04/05/2000	6,770	100	<50.0	61.3	150	322	NA	21.15	5.14	NA	16.01	NA	2.1
MW-8	07/20/2000	28,900	109	307	119	235	337	NA	21.15	5.21	NA	15.94	NA	2.1
MW-8	10/24/2000	8,620	99.0	12.8	152	366	225	NA	21.15	3.11	NA	18.04	NA	1.0
MW-8	01/19/2001	5,590	49.4	6.50	26.0	57.4	99.5	NA	32.11	5.35	NA	26.76	NA	1.8
MW-8	04/27/2001	3,800	<0.50	<0.50	14	31	NA	<5.0	32.11	4.58	NA	27.53	NA	0.7
MW-8	07/26/2001	4,400	0.88	0.59	7.0	14	NA	<5.0	32.11	5.83	NA	26.28	NA	0.9
MW-8	10/02/2001	1,800	9.8	<0.50	23	16	NA	<5.0	32.11	6.50	NA	25.61	NA	1.2
MW-8	01/15/2002	2,700	1.2	1.5	0.93	1.7	NA	12	32.11	5.07	NA	27.04	NA	1.6
MW-8	04/17/2002	3,200	2.2	<1.0	9.0	14	NA	<10	32.11	3.80	NA	28.31	NA	1.0
MW-8	07/11/2002	6,500	23	1.0	12	19	NA	<10	32.11	6.29	NA	25.82	NA	1.9
MW-8	10/10/2002	1,900	5.3	<0.50	30	33	NA	7.6	32.11	4.32	NA	27.79	NA	2.4
MW-8	01/21/2003	3,700	1.4	<1.0	3.9	6.6	NA	<10	32.11	5.57	NA	26.54	NA	0.6
MW-8	05/02/2003	3,900 d	<5.0	<5.0	<5.0	<10	NA	<50	32.11	1.67	NA	30.44	NA	0.23
MW-9	08/06/1991	11,000	1,700	95	520	1,400	NA	NA	21.19	10.33	NA	10.86	NA	NA
MW-9	10/23/1991	20,000	1,000	47	<0.3	940	NA	NA	21.19	11.13	NA	10.06	NA	NA
MW-9	01/28/1992	3,500	120	<10	280	36	NA	NA	21.19	9.02	NA	12.17	NA	NA

WELL CONCENTRATIONS
Shell-branded Service Station
3420 San Pablo Avenue
Oakland, CA

Well ID	Date	TPPH (ug/L)	B (ug/L)	T (ug/L)	E (ug/L)	X (ug/L)	MTBE 8020 (ug/L)	MTBE 8260 (ug/L)	TOC (MSL)	Depth to Water (ft)	Depth to SPH (ft)	GW Elevation (MSL)	SPH Thickness (ft)	DO Reading (ppm)
MW-9	05/04/1992	7,700	1,200	<50	380	630	NA	NA	21.19	7.67	NA	13.52	NA	NA
MW-9	07/20/1992	11,000	910	<50	220	1,200	NA	NA	21.19	10.26	NA	10.93	NA	NA
MW-9	10/12/1992	2,100	340	15	77	44	NA	NA	21.19	12.19	NA	9.00	NA	NA
MW-9	01/12/1993	Inaccessible		NA	NA	NA	NA	NA	21.19	NA	NA	NA	NA	NA
MW-9	04/06/1993	Inaccessible		NA	NA	NA	NA	NA	21.19	NA	NA	NA	NA	NA
MW-9	07/12/1993	Inaccessible		NA	NA	NA	NA	NA	21.19	NA	NA	NA	NA	NA
MW-9	10/13/1993	2,900	140	<5	<5	120	NA	NA	21.19	11.17	NA	10.02	NA	NA
MW-9	01/20/1994	1,700	380	6.90	150	400	NA	NA	21.19	8.03	NA	13.16	NA	NA
MW-9	04/13/1994	6,000	1,000	<20	450	420	NA	NA	21.19	7.81	NA	13.38	NA	NA
MW-9	07/19/1994	12,000	1,400	<5	740	1,200	NA	NA	21.19	8.96	NA	12.23	NA	NA
MW-9	10/27/1994	10,000	1,200	160	280	860	NA	NA	21.19	11.00	NA	10.19	NA	NA
MW-9	01/03/1995	4,400	680	7.70	180	370	NA	NA	21.19	6.60	NA	14.59	NA	NA
MW-9	04/13/1995	1,700	270	<10	69	170	NA	NA	21.19	6.73	NA	14.46	NA	NA
MW-9	06/30/1995	14,000	2,200	18	900	2,600	NA	NA	21.19	7.32	NA	13.87	NA	NA
MW-9	10/11/1995	9,600	35	12	360	980	590	NA	21.19	8.10	NA	13.09	NA	NA
MW-9	01/17/1996	2,800	150	7.41	54	130	170	NA	21.19	5.75	NA	15.44	NA	NA
MW-9	04/10/1996	5,200	290	<5	92	220	240	NA	21.19	5.17	NA	16.02	NA	NA
MW-9	07/30/1996	5,100	960	<10	380	770	670	NA	21.19	8.10	NA	13.09	NA	NA
MW-9	10/17/1996	15,000	2,100	<25	590	1,300	1,500	NA	21.19	9.12	NA	12.07	NA	2.4
MW-9	01/22/1997	5,600	690	<5.0	140	310	620	NA	21.19	4.72	NA	16.47	NA	2.2
MW-9	04/01/1997	4,000	590	<10	140	200	600	NA	21.19	6.86	NA	14.33	NA	2.2
MW-9	07/14/1997	7,100	860	<10	51	230	950	NA	21.19	10.04	NA	11.15	NA	3.8
MW-9	10/08/1997	1,500	57	<2.0	2.0	13	540	NA	21.19	11.38	NA	9.81	NA	8.2
MW-9	01/19/1998	2,500	280	<20	79	61	620	NA	21.19	3.88	NA	17.31	NA	1.4
MW-9	04/28/1998	2,200	330	<20	91	110	640	NA	21.19	5.87	NA	15.32	NA	1.6
MW-9	09/30/1998	2,800	490	<5.0	87	240	1,200	NA	21.19	8.25	NA	12.94	NA	4.0
MW-9	12/09/1998	3,700	370	<5.0	83	130	1,100	NA	21.19	8.07	NA	13.12	NA	2.9
MW-9	01/18/1999	9,670	1,110	<5.00	442	571	786	NA	21.19	7.54	NA	13.65	NA	3.2

WELL CONCENTRATIONS
Shell-branded Service Station
3420 San Pablo Avenue
Oakland, CA

Well ID	Date	TPPH (ug/L)	B (ug/L)	T (ug/L)	E (ug/L)	X (ug/L)	MTBE 8020 (ug/L)	MTBE 8260 (ug/L)	TOC (MSL)	Depth to Water (ft)	Depth to SPH (ft)	GW Elevation (MSL)	SPH Thickness (ft)	DO Reading (ppm)
MW-9	04/12/1999	3,140	272	<10.0	41.6	114	542	NA	21.19	5.60	NA	15.59	NA	1.7
MW-9	07/27/1999	3,580	247	<1.00	67.7	137	432	NA	21.19	7.30	NA	13.89	NA	1.6
MW-9	10/14/1999	3,200	199	<10.0	74.1	88.9	468	NA	21.19	7.26	NA	13.93	NA	1.4
MW-9	01/06/2000	<50.0	<0.500	<0.500	<0.500	<0.500	<2.50	NA	21.19	8.31	NA	12.88	NA	1.5
MW-9	04/05/2000	2,790	156	<5.00	39.1	57.8	399	NA	21.19	5.40	NA	15.79	NA	0.9
MW-9	07/20/2000	5,530	283	14.9	379	728	92.7	NA	21.19	5.70	NA	15.49	NA	2.1
MW-9	10/24/2000	3,090	110	<5.00	46.4	63.3	362	NA	21.19	5.90	NA	15.29	NA	1.0
MW-9	01/19/2001	6,060	180	<5.00	181	164	231	NA	32.15	5.39	NA	26.76	NA	1.2
MW-9	04/27/2001	2,700	56	<0.50	26	46	NA	150	32.15	5.38	NA	26.77	NA	1.2
MW-9	07/26/2001	4,200	50	<0.50	28	53	NA	180	32.15	6.45	NA	25.70	NA	1.0
MW-9	10/02/2001	11,000	150	<2.0	120	140	NA	180	32.15	6.10	NA	26.05	NA	1.4
MW-9	01/15/2002	1,200	<0.50	<0.50	<0.50	<0.50	NA	<5.0	32.15	4.77	NA	27.38	NA	1.2
MW-9	04/17/2002	2,200	24	<0.50	26	27	NA	96	32.15	5.57	NA	26.58	NA	0.6
MW-9	07/11/2002	4,600	21	<0.50	17	33	NA	140	32.15	6.64	NA	25.51	NA	2.1
MW-9	10/10/2002	2,800	8.8	<0.50	3.2	9.5	NA	160	32.15	7.41	NA	24.74	NA	2.4
MW-9	01/21/2003	470	1.9	<0.50	1.7	1.1	NA	13	32.15	5.47	NA	26.68	NA	1.0
MW-9	05/02/2003	770	2.9	<0.50	1.5	1.8	NA	82	32.15	5.40	NA	26.75	NA	0.96
MW-10	10/23/1991	27,000	1,600	110	1,800	510	NA	NA	19.74	8.57	NA	11.17	NA	NA
MW-10	01/28/1992	3,800	360	14	170	39	NA	NA	19.74	7.60	NA	12.14	NA	NA
MW-10	05/04/1992	3,000	360	<12.5	140	26	NA	NA	19.74	7.54	NA	12.20	NA	NA
MW-10	07/20/1992	15,000	400	<25	180	67	NA	NA	19.74	8.59	NA	11.15	NA	NA
MW-10	10/12/1992	16,000	320	<50	360	100	NA	NA	19.74	10.23	NA	9.51	NA	NA
MW-10	01/12/1993	Inaccessible		NA	NA	NA	NA	NA	19.74	NA	NA	NA	NA	NA
MW-10	04/06/1993	14,000	370	<0.5	880	210	NA	NA	19.74	6.70	NA	13.04	NA	NA
MW-10	07/12/1993	10,000	440	58	890	220	NA	NA	19.74	8.05	NA	11.69	NA	NA
MW-10	10/13/1993	15,000	1,000	51	810	170	NA	NA	19.74	8.25	NA	11.49	NA	NA
MW-10	01/20/1994	12,000	820	56	1,100	350	NA	NA	19.74	7.20	NA	12.54	NA	NA

WELL CONCENTRATIONS
Shell-branded Service Station
3420 San Pablo Avenue
Oakland, CA

Well ID	Date	TPPH (ug/L)	B (ug/L)	T (ug/L)	E (ug/L)	X (ug/L)	MTBE 8020 (ug/L)	MTBE 8260 (ug/L)	TOC (MSL)	Depth to Water (ft)	Depth to SPH (ft)	GW Elevation (MSL)	SPH Thickness (ft)	DO Reading (ppm)
MW-10	04/13/1994	18,000	760	36	700	130	NA	NA	19.74	7.57	NA	12.17	NA	NA
MW-10	07/19/1994	24,000	400	2.30	800	22	NA	NA	19.74	8.18	NA	11.56	NA	NA
MW-10	10/27/1994	11,000	360	43	310	89	NA	NA	19.74	8.68	NA	11.06	NA	NA
MW-10	01/03/1995	17,000	770	38	690	160	NA	NA	19.74	6.86	NA	12.88	NA	NA
MW-10	04/13/1995	9,900	650	16	280	40	NA	NA	19.74	6.91	NA	12.83	NA	NA
MW-10	06/30/1995	12,000	750	20	480	130	NA	NA	19.74	7.61	NA	12.13	NA	NA
MW-10	01/17/1996	17,000	870	260	93	830	NA	NA	19.74	7.00	NA	12.74	NA	NA
MW-10	04/10/1996	14,000	470	38	110	370	NA	NA	19.74	6.80	NA	NA	NA	NA
MW-10	07/30/1996	NA	NA	NA	NA	NA	NA	NA	19.74	NA	NA	NA	NA	NA
MW-10	10/17/1996	NA	NA	NA	NA	NA	NA	NA	19.74	NA	NA	NA	NA	NA
MW-10	01/22/1997	10,000	520	<20	64	32	180	NA	19.74	6.68	NA	13.06	NA	3.1
MW-10	04/01/1997	11,000	590	<20	53	32	210	NA	19.74	7.34	NA	12.40	NA	2.8
MW-10	07/14/1997	6,600	410	13	28	11	89	NA	19.74	8.10	NA	11.64	NA	1.4
MW-10	10/08/1997	7,600	220	13	65	22	190	NA	19.74	8.20	NA	11.54	NA	6.4
MW-10	01/19/1998	Inaccessible		NA	NA	NA	NA	NA	19.74	NA	NA	NA	NA	NA
MW-10	04/28/1998	Inaccessible		NA	NA	NA	NA	NA	19.74	NA	NA	NA	NA	NA
MW-10	09/30/1998	Inaccessible		NA	NA	NA	NA	NA	19.76	8.11	NA	11.65	NA	NA
MW-10	12/09/1998	28,000	150	<100	240	160	<500	NA	19.76	8.21	NA	11.55	NA	2.7
MW-10	01/18/1999	Inaccessible		NA	NA	NA	NA	NA	19.76	NA	NA	NA	NA	NA
MW-10	04/12/1999	8,320	71.2	27.4	138	456	<100	NA	19.76	5.96	NA	13.80	NA	1.8
MW-10	07/27/1999	Inaccessible		NA	NA	NA	NA	NA	19.76	NA	NA	NA	NA	NA
MW-10	10/14/1999	Inaccessible		NA	NA	NA	NA	NA	19.76	NA	NA	NA	NA	NA
MW-10	01/06/2000	Inaccessible		NA	NA	NA	NA	NA	19.76	NA	NA	NA	NA	NA
MW-10	02/01/2000	4880	40.2	5.27	27.0	8.42	75.5	23.9	19.76	6.43	NA	13.33	NA	1.6
MW-10	04/05/2000	4,950	97.6	6.72	20.2	5.39	104	NA	19.76	7.00	NA	12.76	NA	1.7
MW-10	07/20/2000	2,800	166	191	27.6	88.7	81.5	NA	19.76	7.03	NA	12.73	NA	1.0
MW-10	10/24/2000	5,070	79.6	46.6	34.2	11.7	242	NA	19.76	7.96	NA	11.80	NA	1.9
MW-10	01/19/2001	Inaccessible		NA	NA	NA	NA	NA	19.76	NA	NA	NA	NA	NA

WELL CONCENTRATIONS
Shell-branded Service Station
3420 San Pablo Avenue
Oakland, CA

Well ID	Date	TPPH (ug/L)	B (ug/L)	T (ug/L)	E (ug/L)	X (ug/L)	MTBE 8020 (ug/L)	MTBE 8260 (ug/L)	TOC (MSL)	Depth to Water (ft.)	Depth to SPH (ft.)	GW Elevation (MSL)	SPH Thickness (ft.)	DO Reading (ppm)
MW-10	01/30/2001	6,920	362	14.2	22.7	<10.0	138	NA	30.75	7.32	NA	23.43	NA	2.2
MW-10	04/27/2001	12,000	35	<2.5	37	6.5	NA	51	30.75	8.28	NA	22.47	NA	1.2
MW-10	07/26/2001	Inaccessible		NA	NA	NA	NA	NA	30.75	NA	NA	NA	NA	NA
MW-10	10/02/2001	Inaccessible		NA	NA	NA	NA	NA	30.75	NA	NA	NA	NA	NA
MW-10	10/23/2001	470	3.5	<0.50	<0.50	<0.50	NA	<5.0	30.75	7.02	NA	23.73	NA	1.8
MW-10	01/15/2002	3,000	5.4	<0.50	7.9	2.1	NA	12	30.75	6.69	NA	24.06	NA	2.7
MW-10	04/17/2002	5,100	7.9	<1.0	9.3	2.6	NA	15	30.75	7.34	NA	23.41	NA	0.6
MW-10	07/11/2002	5,700	38	2.2	7.8	3.5	NA	43	30.75	7.85	NA	22.90	NA	2.0
MW-10	10/10/2002	4,700	53	2.1	3.8	2.8	NA	80	30.75	8.04	NA	22.71	NA	3.3
MW-10	01/21/2003	3,900	11	1.0	7.5	2.3	NA	51	30.75	6.81	NA	23.94	NA	1.7
MW-10	05/02/2003	3,100	1.4	<0.50	4.6	1.4	NA	41	30.75	7.12	NA	23.63	NA	0.75
MW-11	10/23/1991	140	<12	<0.3	0.37	0.56	NA	NA	22.06	8.06	NA	8.06	NA	NA
MW-11	01/28/1992	<50	<0.5	<0.5	<0.5	<0.5	NA	NA	22.06	8.74	NA	3.32	NA	NA
MW-11	05/04/1992	<50	<0.5	<0.5	<0.5	<0.5	NA	NA	22.06	8.29	NA	13.77	NA	NA
MW-11	07/13/1992	140	<0.5	<0.5	<0.5	<0.5	NA	NA	22.06	10.50	NA	11.56	NA	NA
MW-11	10/12/1992	75	<0.5	<0.5	<0.5	<0.5	NA	NA	22.06	12.40	NA	9.66	NA	NA
MW-11	01/12/1993	Inaccessible		NA	NA	NA	NA	NA	22.06	NA	NA	NA	NA	NA
MW-11	04/06/1993	Inaccessible		NA	NA	NA	NA	NA	22.06	NA	NA	NA	NA	NA
MW-11	07/12/1993	Inaccessible		NA	NA	NA	NA	NA	22.06	NA	NA	NA	NA	NA
MW-11	10/13/1993	<50	<0.5	<0.5	<0.5	<0.5	NA	NA	22.06	11.47	NA	10.59	NA	NA
MW-11	01/20/1994	<50	<0.5	<0.5	<0.5	<0.5	NA	NA	22.06	9.09	NA	12.97	NA	NA
MW-11	04/13/1994	<50	<0.5	<0.5	<0.5	<0.5	NA	NA	22.06	8.02	NA	14.04	NA	NA
MW-11	07/19/1994	50	<0.5	<0.5	<0.5	<0.5	NA	NA	22.06	9.82	NA	12.24	NA	NA
MW-11	10/27/1994	60*	<0.5	<0.5	<0.5	<0.5	NA	NA	22.06	11.66	NA	10.40	NA	NA
MW-11	01/03/1995	<50	<0.5	<0.5	<0.5	<0.5	NA	NA	22.06	6.15	NA	15.91	NA	NA
MW-11	04/13/1995	<50	<0.5	<0.5	<0.5	<0.5	NA	NA	22.06	6.00	NA	16.06	NA	NA
MW-11	06/30/1995	70	<0.5	<0.5	<0.5	<0.5	NA	NA	22.06	8.31	NA	13.75	NA	NA

WELL CONCENTRATIONS
Shell-branded Service Station
3420 San Pablo Avenue
Oakland, CA

Well ID	Date	TPPH (ug/L)	B (ug/L)	T (ug/L)	E (ug/L)	X (ug/L)	MTBE 8020 (ug/L)	MTBE 8260 (ug/L)	TOC (MSL)	Depth to Water (ft.)	Depth to SPH (ft.)	GW Elevation (MSL)	SPH Thickness (ft.)	DO Reading (ppm)
MW-11	10/11/1995	60	53	<0.5	<0.5	0.80	3.0	NA	22.06	10.30	NA	11.76	NA	NA
MW-11	01/17/1996	<50	<0.5	<0.5	<0.5	<0.5	<2	NA	22.06	6.45	NA	15.61	NA	NA
MW-11	04/10/1996	<50	<0.5	<0.5	<0.5	<0.5	3.9	NA	22.06	6.05	NA	16.01	NA	NA
MW-11	07/30/1996	<50	<0.5	<0.5	<0.5	<0.5	<2.5	NA	22.06	8.92	NA	13.14	NA	NA
MW-11	10/17/1996	3,000	28	23	29	210	76	NA	22.06	9.24	NA	12.82	NA	NA
MW-11	01/22/1997	<50	<0.5	<0.5	<0.5	<0.5	<2.5	NA	22.06	5.12	NA	16.94	NA	3.7
MW-11	04/01/1997	<50	<0.50	<0.50	<0.50	<0.50	<2.5	NA	22.06	7.41	NA	14.65	NA	2.8
MW-11	07/14/1997	<50	<0.50	<0.50	<0.50	<0.50	<2.5	NA	22.06	9.74	NA	12.32	NA	1.9
MW-11	10/08/1997	<50	<0.50	<0.50	<0.50	<0.50	<2.5	NA	22.06	10.23	NA	11.83	NA	2.4
MW-11	01/19/1998	<50	<0.50	<0.50	<0.50	<0.50	<2.5	NA	22.06	3.69	NA	18.37	NA	3.2
MW-11	04/28/1998	<50	<0.50	<0.50	<0.50	<0.50	<2.5	NA	22.06	5.83	NA	16.23	NA	3.0
MW-11	09/30/1998	Inaccessible		NA	NA	NA	NA	NA	22.06	NA	NA	NA	NA	NA
MW-11	12/09/1998	Inaccessible		NA	NA	NA	NA	NA	22.06	NA	NA	NA	NA	NA
MW-11	01/18/1999	Inaccessible		NA	NA	NA	NA	NA	22.06	NA	NA	NA	NA	NA
MW-11	04/12/1999	Inaccessible		NA	NA	NA	NA	NA	22.06	NA	NA	NA	NA	NA
MW-11	04/26/1999	63	<0.50	<0.50	<0.50	<0.50	<2.5	NA	22.06	5.80	NA	16.26	NA	3.6
MW-11	07/27/1999	<50.0	<0.500	<0.500	<0.500	<0.500	6.02	NA	22.06	8.30	NA	13.76	NA	2.0
MW-11	10/14/1999	<50.0	<0.500	<0.500	<0.500	<0.500	<5.00	NA	22.06	8.99	NA	13.07	NA	2.4
MW-11	01/06/2000	<50.0	<0.500	<0.500	<0.500	<0.500	<2.50	NA	22.06	9.93	NA	12.13	NA	2.9
MW-11	04/05/2000	<50.0	<0.500	<0.500	<0.500	<0.500	3.53	NA	22.06	5.90	NA	16.16	NA	1.8
MW-11	07/20/2000	<50.0	<0.500	<0.500	<0.500	<0.500	<2.50	NA	22.06	6.13	NA	15.93	NA	1.7
MW-11	10/24/2000	NA	NA	NA	NA	NA	NA	NA	22.06	7.45	NA	14.61	NA	NA
MW-11	01/19/2001	<50.0	<0.500	<0.500	<0.500	<0.500	4.29	NA	32.99	5.95	NA	27.04	NA	1.6
MW-11	04/27/2001	NA	NA	NA	NA	NA	NA	NA	32.99	6.12	NA	26.87	NA	NA
MW-11	07/26/2001	<50	<0.50	<0.50	<0.50	<0.50	NA	<5.0	32.99	7.65	NA	25.34	NA	2.1
MW-11	10/02/2001	NA	NA	NA	NA	NA	NA	NA	32.99	6.17	NA	26.82	NA	NA
MW-11	01/15/2002	69	<0.50	<0.50	<0.50	<0.50	NA	<5.0	32.99	4.95	NA	28.04	NA	1.5
MW-11	04/17/2002	NA	NA	NA	NA	NA	NA	NA	32.99	6.35	NA	26.64	NA	NA

WELL CONCENTRATIONS
Shell-branded Service Station
3420 San Pablo Avenue
Oakland, CA

Well ID	Date	TPPH (ug/L)	B (ug/L)	T (ug/L)	E (ug/L)	X (ug/L)	MTBE 8020 (ug/L)	MTBE 8260 (ug/L)	TOC (MSL)	Depth to Water (ft)	Depth to SPH (ft)	GW Elevation (MSL)	SPH Thickness (ft)	DO Reading (ppm)
MW-11	07/11/2002	58	<0.50	<0.50	<0.50	<0.50	NA	<5.0	32.99	7.47	NA	25.52	NA	2.3
MW-11	10/10/2002	NA	NA	NA	NA	NA	NA	NA	32.99	8.45	NA	24.54	NA	NA
MW-11	01/21/2003	57	<0.50	<0.50	<0.50	<0.50	NA	<5.0	32.99	5.45	NA	27.54	NA	1.4
MW-11	05/02/2003	NA	NA	NA	NA	NA	NA	NA	32.99	5.14	NA	27.85	NA	NA

Abbreviations:

TPPH = Total petroleum hydrocarbons as gasoline by modified EPA Method 8260B; prior to April 27, 2001, analyzed by EPA Method 8015.

BTEX = Benzene, toluene, ethylbenzene, xylenes by EPA Method 8260B, prior to April 27, 2001, analyzed by EPA Method 8020.

MTBE = Methyl-tertiary-butyl ether

TOC = Top of Casing Elevation

SPH = Separate-Phase Hydrocarbons

GW = Groundwater

DO = Dissolved Oxygen

ug/L = Parts per billion

ppm = Parts per million

MSL = Mean sea level

ft = Feet

<n = Below detection limit

(D) = Duplicate sample

NA = Not applicable

WELL CONCENTRATIONS
Shell-branded Service Station
3420 San Pablo Avenue
Oakland, CA

Well ID	Date	TPPH (ug/L)	B (ug/L)	T (ug/L)	E (ug/L)	X (ug/L)	MTBE 8020 (ug/L)	MTBE 8260 (ug/L)	TOC (MSL)	Depth to Water (ft)	Depth to SPH (ft)	GW Elevation (MSL)	SPH Thickness (ft)	DO Reading (ppm)
---------	------	----------------	-------------	-------------	-------------	-------------	------------------------	------------------------	--------------	---------------------------	-------------------------	--------------------------	--------------------------	------------------------

Notes:

a = Chromatogram pattern indicates an unidentified hydrocarbon.

b = MTBE could not be quantified due to co-eluting compounds.

c = The highest recovery value for TPH has been reported, but this should be considered an estimate. Repeated analysis yielded inconsistent results.

d = Hydrocarbon reported in the the gasoline range does not match STL's gasoline standard.

Visual inspection revealed the presence of distinct phases within the sample, indicating the possible presence of undissolved hydrocarbons.

* = This sample was analyzed outside the EPA recommended holding time.

Resurvey of wells was performed on August 28, 1998, by Virgil Chavez Land Surveying.

All wells except MW-11 surveyed February 26, 2001, by Virgil Chavez Land Surveying of Vallejo, California.

Blaine Tech Services, Inc.

May 16, 2003

1680 Rogers Avenue
San Jose, CA 95112-1105

Attn.: Leon Gearhart

Project#: 030502-AC1

Project: 98995748

Site: 3420 San Pablo Avenue Oakland

Dear Mr. Gearhart,

Attached is our report for your samples received on 05/02/2003 15:04

This report has been reviewed and approved for release. Reproduction of this report is permitted only in its entirety.

Please note that any unused portion of the samples will be discarded after 06/16/2003 unless you have requested otherwise.

We appreciate the opportunity to be of service to you. If you have any questions, please call me at (925) 484-1919.

You can also contact me via email. My email address is: tgranicher@stl-inc.com

Sincerely,



Tod Granicher
Project Manager

Gas/BTEX/MTBE by 8260B (C6-C12)

Blaine Tech Services, Inc.

Attn.: Leon Gearhart

1680 Rogers Avenue
San Jose, CA 95112-1105
Phone: (408) 573-0555 Fax: (408) 573-7771

Project: 030502-AC1
98995748

Received: 05/02/2003 15:04

Site: 3420 San Pablo Avenue Oakland

Samples Reported

Sample Name	Date Sampled	Matrix	Lab #
MW-1	05/02/2003 09:30	Water	1
MW-2	05/02/2003 12:00	Water	2
MW-4	05/02/2003 09:35	Water	3
MW-5	05/02/2003 11:05	Water	4
MW-6R	05/02/2003 11:45	Water	5
MW-7	05/02/2003 10:55	Water	6
MW-8	05/02/2003 11:10	Water	7
MW-9	05/02/2003 12:20	Water	8
MW-10	05/02/2003 12:40	Water	9

Gas/BTEX/MTBE by 8260B (C6-C12)

Blaine Tech Services, Inc.

Attn.: Leon Gearhart

1680 Rogers Avenue
San Jose, CA 95112-1105
Phone: (408) 573-0555 Fax: (408) 573-7771

Project: 030502-AC1
98995748

Received: 05/02/2003 15:04

Site: 3420 San Pablo Avenue Oakland

Prep(s): 5030B	Test(s): 8260FAB
Sample ID: MW-1	Lab ID: 2003-05-0091 - 1
Sampled: 05/02/2003 09:30	Extracted: 5/15/2003 00:25
Matrix: Water	QC Batch#: 2003/05/14-1b.65
Analysis Flag: o (See Legend and Note Section)	

Compound	Conc.	RL	Unit	Dilution	Analyzed	Flag
Gasoline	4100	2500	ug/L	50.00	05/15/2003 00:25	
Benzene	36	25	ug/L	50.00	05/15/2003 00:25	
Toluene	ND	25	ug/L	50.00	05/15/2003 00:25	
Ethylbenzene	ND	25	ug/L	50.00	05/15/2003 00:25	
Total xylenes	ND	50	ug/L	50.00	05/15/2003 00:25	
Methyl tert-butyl ether (MTBE)	1000	250	ug/L	50.00	05/15/2003 00:25	
Surrogates(s)						
1,2-Dichloroethane-d4	98.8	76-130	%	50.00	05/15/2003 00:25	
Toluene-d8	97.0	78-115	%	50.00	05/15/2003 00:25	

Gas/BTEX/MTBE by 8260B (C6-C12)

Blaine Tech Services, Inc.

Attn.: Leon Gearhart

1680 Rogers Avenue
San Jose, CA 95112-1105
Phone: (408) 573-0555 Fax: (408) 573-7771

Project: 030502-AC1
98995748

Received: 05/02/2003 15:04

Site: 3420 San Pablo Avenue Oakland

Prep(s):	5030B	Test(s):	8260FAB
Sample ID:	MW-2	Lab ID:	2003-05-0091 - 2
Sampled:	05/02/2003 12:00	Extracted:	5/15/2003 13:38
Matrix:	Water	QC Batch#:	2003/05/15-1c.65
Analysis Flag: o. (See Legend and Note Section)			

Compound	Conc.	RL	Unit	Dilution	Analyzed	Flag
Gasoline	23000	2500	ug/L	50.00	05/15/2003 13:38	
Benzene	2800	25	ug/L	50.00	05/15/2003 13:38	
Toluene	28	25	ug/L	50.00	05/15/2003 13:38	
Ethylbenzene	1400	25	ug/L	50.00	05/15/2003 13:38	
Total xylenes	880	50	ug/L	50.00	05/15/2003 13:38	
Methyl tert-butyl ether (MTBE)	ND	250	ug/L	50.00	05/15/2003 13:38	
Surrogates(s)						
1,2-Dichloroethane-d4	98.0	76-130	%	50.00	05/15/2003 13:38	
Toluene-d8	99.1	78-115	%	50.00	05/15/2003 13:38	

Gas/BTEX/MTBE by 8260B (C6-C12)

Blaine Tech Services, Inc.

Attn.: Leon Gearhart

1680 Rogers Avenue

San Jose, CA 95112-1105

Phone: (408) 573-0555 Fax: (408) 573-7771

Project: 030502-AC1

98995748

Received: 05/02/2003 15:04

Site: 3420 San Pablo Avenue Oakland

Prep(s): 5030B	Test(s): 8260FAB
Sample ID: MW-4	Lab ID: 2003-05-0091 - 3
Sampled: 05/02/2003 09:35	Extracted: 5/16/2003 12:34
Matrix: Water	QC Batch#: 2003/05/16-01.65
Analysis Flag: o (See Legend and Note Section)	

Compound	Conc.	RL	Unit	Dilution	Analyzed	Flag
Gasoline	ND	2500	ug/L	50.00	05/16/2003 12:34	
Benzene	80	25	ug/L	50.00	05/16/2003 12:34	
Toluene	ND	25	ug/L	50.00	05/16/2003 12:34	
Ethylbenzene	ND	25	ug/L	50.00	05/16/2003 12:34	
Total xylenes	ND	50	ug/L	50.00	05/16/2003 12:34	
Methyl tert-butyl ether (MTBE)	2500	250	ug/L	50.00	05/16/2003 12:34	
Surrogates(s)						
1,2-Dichloroethane-d4	95.1	76-130	%	50.00	05/16/2003 12:34	
Toluene-d8	97.3	78-115	%	50.00	05/16/2003 12:34	

Gas/BTEX/MTBE by 8260B (C6-C12)

Blaine Tech Services, Inc.

Attn.: Leon Gearhart

1680 Rogers Avenue
San Jose, CA 95112-1105
Phone: (408) 573-0555 Fax: (408) 573-7771

Project: 030502-AC1
98995748

Received: 05/02/2003 15:04

Site: 3420 San Pablo Avenue Oakland

Prep(s):	5030B	Test(s):	8260FAB
Sample ID:	MW-5	Lab ID:	2003-05-0091 - 4
Sampled:	05/02/2003 11:05	Extracted:	5/16/2003 11:28
Matrix:	Water	QC Batch#:	2003/05/16-01.65
Analysis Flag: o (See Legend and Note Section)			

Compound	Conc.	RL	Unit	Dilution	Analyzed	Flag
Gasoline	3600	1000	ug/L	20.00	05/16/2003 11:28	g
Benzene	ND	10	ug/L	20.00	05/16/2003 11:28	
Toluene	ND	10	ug/L	20.00	05/16/2003 11:28	
Ethylbenzene	ND	10	ug/L	20.00	05/16/2003 11:28	
Total xylenes	ND	20	ug/L	20.00	05/16/2003 11:28	
Methyl tert-butyl ether (MTBE)	170	100	ug/L	20.00	05/16/2003 11:28	
Surrogates(s)						
1,2-Dichloroethane-d4	93.5	76-130	%	20.00	05/16/2003 11:28	
Toluene-d8	98.5	78-115	%	20.00	05/16/2003 11:28	

Gas/BTEX/MTBE by 8260B (C6-C12)

Blaine Tech Services, Inc.

Attn.: Leon Gearhart

1680 Rogers Avenue

San Jose, CA 95112-1105

Phone: (408) 573-0555 Fax: (408) 573-7771

Project: 030502-AC1

98995748

Received: 05/02/2003 15:04

Site: 3420 San Pablo Avenue Oakland

Prep(s): 5030B	Test(s): 8260FAB
Sample ID: MW-6R	Lab ID: 2003-05-0091 - 5
Sampled: 05/02/2003 11:45	Extracted: 5/15/2003 14:44
Matrix: Water	QC Batch#: 2003/05/15-1c.65
Analysis Flag: o (See Legend and Note Section)	

Compound	Conc.	RL	Unit	Dilution	Analyzed	Flag
Gasoline	28000	2500	ug/L	50.00	05/15/2003 14:44	
Benzene	1600	25	ug/L	50.00	05/15/2003 14:44	
Toluene	32	25	ug/L	50.00	05/15/2003 14:44	
Ethylbenzene	1600	25	ug/L	50.00	05/15/2003 14:44	
Total xylenes	2400	50	ug/L	50.00	05/15/2003 14:44	
Methyl tert-butyl ether (MTBE)	300	250	ug/L	50.00	05/15/2003 14:44	
Surrogates(s)						
1,2-Dichloroethane-d4	102.8	76-130	%	50.00	05/15/2003 14:44	
Toluene-d8	96.9	78-115	%	50.00	05/15/2003 14:44	

Gas/BTEX/MTBE by 8260B (C6-C12)

Blaine Tech Services, Inc.

Attn.: Leon Gearhart

1680 Rogers Avenue
San Jose, CA 95112-1105
Phone: (408) 573-0555 Fax: (408) 573-7771

Project: 030502-AC1
98995748

Received: 05/02/2003 15:04

Site: 3420 San Pablo Avenue Oakland

Prep(s): 5030B	Test(s): 8260FAB
Sample ID: MW-7	Lab ID: 2003-05-0091 - 6
Sampled: 05/02/2003 10:55	Extracted: 5/16/2003 11:50
Matrix: Water	QC Batch#: 2003/05/16-01.65
Analysis Flag: o (See Legend and Note Section)	

Compound	Conc.	RL	Unit	Dilution	Analyzed	Flag
Gasoline	23000	1000	ug/L	20.00	05/16/2003 11:50	
Benzene	99	10	ug/L	20.00	05/16/2003 11:50	
Toluene	ND	10	ug/L	20.00	05/16/2003 11:50	
Ethylbenzene	490	10	ug/L	20.00	05/16/2003 11:50	
Total xylenes	620	20	ug/L	20.00	05/16/2003 11:50	
Methyl tert-butyl ether (MTBE)	ND	100	ug/L	20.00	05/16/2003 11:50	
Surrogates(s)						
1,2-Dichloroethane-d4	92.1	76-130	%	20.00	05/16/2003 11:50	
Toluene-d8	96.6	78-115	%	20.00	05/16/2003 11:50	

Gas/BTEX/MTBE by 8260B (C6-C12)

Blaine Tech Services, Inc.

Attn.: Leon Gearhart

1680 Rogers Avenue
San Jose, CA 95112-1105
Phone: (408) 573-0555 Fax: (408) 573-7771

Project: 030502-AC1
98995748

Received: 05/02/2003 15:04

Site: 3420 San Pablo Avenue Oakland

Prep(s): 5030B	Test(s): 8260FAB
Sample ID: MW-8	Lab ID: 2003-05-0091 - 7
Sampled: 05/02/2003 11:10	Extracted: 5/16/2003 12:12
Matrix: Water	QC Batch#: 2003/05/16-01-65
Analysis Flag: o (See Legend and Note Section)	

Compound	Conc.	RL	Unit	Dilution	Analyzed	Flag
Gasoline	3900	500	ug/L	10.00	05/16/2003 12:12	g
Benzene	ND	5.0	ug/L	10.00	05/16/2003 12:12	
Toluene	ND	5.0	ug/L	10.00	05/16/2003 12:12	
Ethylbenzene	ND	5.0	ug/L	10.00	05/16/2003 12:12	
Total xylenes	ND	10	ug/L	10.00	05/16/2003 12:12	
Methyl tert-butyl ether (MTBE)	ND	50	ug/L	10.00	05/16/2003 12:12	
Surrogates(s)						
1,2-Dichloroethane-d4	100.4	76-130	%	10.00	05/16/2003 12:12	
Toluene-d8	100.3	78-115	%	10.00	05/16/2003 12:12	

Gas/BTEX/MTBE by 8260B (C6-C12)

Blaine Tech Services, Inc.

Attn.: Leon Gearhart

1680 Rogers Avenue

San Jose, CA 95112-1105

Phone: (408) 573-0555 Fax: (408) 573-7771

Project: 030502-AC1

98995748

Received: 05/02/2003 15:04

Site: 3420 San Pablo Avenue Oakland

Prep(s):	5030B	Test(s):	8260FAB
Sample ID:	MW-9	Lab ID:	2003-05-0091 - 8
Sampled:	05/02/2003 12:20	Extracted:	5/15/2003 19:31
Matrix:	Water	QC Batch#:	2003/05/15-1c.65

Compound	Conc.	RL	Unit	Dilution	Analyzed	Flag
Gasoline	770	50	ug/L	1.00	05/15/2003 19:31	
Benzene	2.9	0.50	ug/L	1.00	05/15/2003 19:31	
Toluene	ND	0.50	ug/L	1.00	05/15/2003 19:31	
Ethylbenzene	1.5	0.50	ug/L	1.00	05/15/2003 19:31	
Total xylenes	1.8	1.0	ug/L	1.00	05/15/2003 19:31	
Methyl tert-butyl ether (MTBE)	82	5.0	ug/L	1.00	05/15/2003 19:31	
Surrogates(s)						
1,2-Dichloroethane-d4	125.3	76-130	%	1.00	05/15/2003 19:31	
Toluene-d8	98.5	78-115	%	1.00	05/15/2003 19:31	

Gas/BTEX/MTBE by 8260B (C6-C12)

Blaine Tech Services, Inc.
Attn.: Leon Gearhart

1680 Rogers Avenue
San Jose, CA 95112-1105
Phone: (408) 573-0555 Fax: (408) 573-7771

Project: 030502-AC1
98995748

Received: 05/02/2003 15:04

Site: 3420 San Pablo Avenue Oakland

Prep(s): 5030B	Test(s): 8260FAB
Sample ID: MW-10	Lab ID: 2003-05-0091 - 9
Sampled: 05/02/2003 12:40	Extracted: 5/15/2003 19:53
Matrix: Water	QC Batch#: 2003/05/15-1c.65

Compound	Conc.	RL	Unit	Dilution	Analyzed	Flag
Gasoline	3100	50	ug/L	1.00	05/15/2003 19:53	
Benzene	1.4	0.50	ug/L	1.00	05/15/2003 19:53	
Toluene	ND	0.50	ug/L	1.00	05/15/2003 19:53	
Ethylbenzene	4.6	0.50	ug/L	1.00	05/15/2003 19:53	
Total xylenes	1.4	1.0	ug/L	1.00	05/15/2003 19:53	
Methyl tert-butyl ether (MTBE)	41	5.0	ug/L	1.00	05/15/2003 19:53	
Surrogates(s)						
1,2-Dichloroethane-d4	123.8	76-130	%	1.00	05/15/2003 19:53	
Toluene-d8	96.5	78-115	%	1.00	05/15/2003 19:53	

Gas/BTEX/MTBE by 8260B (C6-C12)

Blaine Tech Services, Inc.

Attn.: Leon Gearhart

1680 Rogers Avenue
San Jose, CA 95112-1105
Phone: (408) 573-0555 Fax: (408) 573-7771

Project: 030502-AC1
98995748

Received: 05/02/2003 15:04

Site: 3420 San Pablo Avenue Oakland

Batch QC Report

Prep(s): 5030B
Method Blank
MB: 2003/05/14-1b.65-001
Water
QC Batch # 2003/05/14-1b.65
Test(s): 8260FAB
Date Extracted: 05/14/2003 11:24

Compound	Conc.	RL	Unit	Analyzed	Flag
Gasoline	ND	50	ug/L	05/14/2003 11:24	
Benzene	ND	0.5	ug/L	05/14/2003 11:24	
Toluene	ND	0.5	ug/L	05/14/2003 11:24	
Ethylbenzene	ND	0.5	ug/L	05/14/2003 11:24	
Total xylenes	ND	1.0	ug/L	05/14/2003 11:24	
Methyl tert-butyl ether (MTBE)	ND	5.0	ug/L	05/14/2003 11:24	
Surrogates(s)					
1,2-Dichloroethane-d4	98.2	76-130	%	05/14/2003 11:24	
Toluene-d8	94.8	78-115	%	05/14/2003 11:24	

Gas/BTEX/MTBE by 8260B (C6-C12)

Blaine Tech Services, Inc.
Attn.: Leon Gearhart

1680 Rogers Avenue
San Jose, CA 95112-1105
Phone: (408) 573-0555 Fax: (408) 573-7771

Project: 030502-AC1
98995748

Received: 05/02/2003 15:04

Site: 3420 San Pablo Avenue Oakland

Batch QC Report

Prep(s): 5030B
Method Blank

Water

Test(s): 8260FAB

QC Batch # 2003/05/15-1c.65

MB: 2003/05/15-1c.65-003

Date Extracted: 05/15/2003 10:26

Compound	Conc.	RL	Unit	Analyzed	Flag
Gasoline	ND	50	ug/L	05/15/2003 10:26	
Methyl tert-butyl ether (MTBE)	ND	5.0	ug/L	05/15/2003 10:26	
Benzene	ND	0.5	ug/L	05/15/2003 10:26	
Toluene	ND	0.5	ug/L	05/15/2003 10:26	
Ethylbenzene	ND	0.5	ug/L	05/15/2003 10:26	
Total xylenes	ND	1.0	ug/L	05/15/2003 10:26	
Surrogates(s)					
1,2-Dichloroethane-d4	95.8	76-130	%	05/15/2003 10:26	
Toluene-d8	97.6	78-115	%	05/15/2003 10:26	

Gas/BTEX/MTBE by 8260B (C6-C12)

Blaine Tech Services, Inc.

Attn.: Leon Gearhart

1680 Rogers Avenue

San Jose, CA 95112-1105

Phone: (408) 573-0555 Fax: (408) 573-7771

Project: 030502-AC1

98995748

Received: 05/02/2003 15:04

Site: 3420 San Pablo Avenue Oakland

Batch QC Report					
Prep(s): 5030B				Test(s): 8260FAB	
Method Blank		Water		QC Batch # 2003/05/16-01.65	
MB: 2003/05/16-01.65-003				Date Extracted: 05/16/2003 10:37	

Compound	Conc.	RL	Unit	Analyzed	Flag
Gasoline	ND	50	ug/L	05/16/2003 10:37	
Benzene	ND	0.5	ug/L	05/16/2003 10:37	
Toluene	ND	0.5	ug/L	05/16/2003 10:37	
Ethylbenzene	ND	0.5	ug/L	05/16/2003 10:37	
Total xylenes	ND	1.0	ug/L	05/16/2003 10:37	
Methyl tert-butyl ether (MTBE)	ND	5.0	ug/L	05/16/2003 10:37	
Surrogates(s)					
1,2-Dichloroethane-d4	99.2	76-130	%	05/16/2003 10:37	
Toluene-d8	100.8	78-115	%	05/16/2003 10:37	

Gas/BTEX/MTBE by 8260B (C6-C12)

Blaine Tech Services, Inc.

Attn.: Leon Gearhart

1680 Rogers Avenue
San Jose, CA 95112-1105
Phone: (408) 573-0555 Fax: (408) 573-7771

Project: 030502-AC1
98995748

Received: 05/02/2003 15:04

Site: 3420 San Pablo Avenue Oakland

Batch QC Report

Prep(s): 5030B

Test(s): 8260FAB

Laboratory Control Spike

Water

QC Batch # 2003/05/14-1b.65

LCS 2003/05/14-1b.65-002

Extracted: 05/14/2003

Analyzed: 05/14/2003 10:40

LCSD 2003/05/14-1b.65-003

Extracted: 05/14/2003

Analyzed: 05/14/2003 11:02

Compound	Conc. ug/L		Exp.Conc.	Recovery		RPD	Ctrl.Limits %		Flags	
	LCS	LCSD		LCS	LCSD		%	Rec.	RPD	LCS
Benzene	25.2	25.2	25	100.8	100.8	0.0	69-129	20		
Toluene	24.5	24.3	25	98.0	97.2	0.8	70-130	20		
Methyl tert-butyl ether (MTBE)	33.3	34.3	25	133.2	137.2	3.0	65-165	20		
Surrogates(s)										
1,2-Dichloroethane-d4	501	510	500	100.2	102.0		76-130			
Toluene-d8	497	497	500	99.4	99.4		78-115			

Severn Trent Laboratories, Inc.

STL San Francisco * 1220 Quarry Lane, Pleasanton, CA 94566

Tel 925 484 1919 Fax 925 484 1096 * www.stl-inc.com * CA DHS ELAP# 2496

05/16/2003 15:37

Page 14 of 17

Gas/BTEX/MTBE by 8260B (C6-C12)

Blaine Tech Services, Inc.
Attn.: Leon Gearhart

1680 Rogers Avenue
San Jose, CA 95112-1105
Phone: (408) 573-0555 Fax: (408) 573-7771

Project: 030502-AC1
98995748

Received: 05/02/2003 15:04

Site: 3420 San Pablo Avenue Oakland

Batch QC Report										
Prep(s): 5030B						Test(s): 8260FAB				
Laboratory Control Spike				Water			QC Batch # 2003/05/15-1c.65			
LCS	2003/05/15-1c.65-002			Extracted: 05/15/2003			Analyzed: 05/15/2003 09:42			
LCSD	2003/05/15-1c.65-001			Extracted: 05/15/2003			Analyzed: 05/15/2003 10:04			
Compound	Conc. ug/L		Exp.Conc.	Recovery		RPD	Ctrl.Limits %		Flags	
	LCS	LCSD		LCS	LCSD		%	Rec.	RPD	LCS
Methyl tert-butyl ether (MTBE)	29.1	31.6	25	116.4	126.4	8.2	65-165	20		
Benzene	23.2	23.7	25	92.8	94.8	2.1	69-129	20		
Toluene	23.0	23.9	25	92.0	95.6	3.8	70-130	20		
Surrogates(s)										
1,2-Dichloroethane-d4	466	493	500	93.2	98.6		76-130			
Toluene-d8	489	483	500	97.8	96.6		78-115			

Gas/BTEX/MTBE by 8260B (C6-C12)

Blaine Tech Services, Inc.

Attn.: Leon Gearhart

1680 Rogers Avenue
San Jose, CA 95112-1105
Phone: (408) 573-0555 Fax: (408) 573-7771

Project: 030502-AC1
98995748

Received: 05/02/2003 15:04

Site: 3420 San Pablo Avenue Oakland

Batch QC Report

Prep(s): 5030B

Test(s): 8260FAB

Laboratory Control Spike

Water

QC Batch # 2003/05/16-01.65

LCS 2003/05/16-01.65-002

Extracted: 05/16/2003

Analyzed: 05/16/2003 09:52

LCSD 2003/05/16-01.65-001

Extracted: 05/16/2003

Analyzed: 05/16/2003 10:14

Compound	Conc. ug/L		Exp.Conc.	Recovery		RPD	Ctrl.Limits %		Flags	
	LCS	LCSD		LCS	LCSD		%	Rec.	RPD	LCS
Benzene	24.0	24.7	25.0	96.0	98.8	2.9	69-129	20		
Toluene	23.7	24.5	25.0	94.8	98.0	3.3	70-130	20		
Methyl tert-butyl ether (MTBE)	30.8	29.4	25.0	123.2	117.6	4.7	65-165	20		
Surrogates(s)										
1,2-Dichloroethane-d4	493	471	500	98.6	94.2		76-130	0		
Toluene-d8	484	488	500	96.8	97.6		78-115	0		

Severn Trent Laboratories, Inc.

STL San Francisco * 1220 Quarry Lane, Pleasanton, CA 94566

Tel 925 484 1919 Fax 925 484 1096 * www.stl-inc.com * CA DHS ELAP# 2496

05/16/2003 15:37

Gas/BTEX/MTBE by 8260B (C6-C12)

Blaine Tech Services, Inc.
Attn.: Leon Gearhart

1680 Rogers Avenue
San Jose, CA 95112-1105
Phone: (408) 573-0555 Fax: (408) 573-7771

Project: 030502-AC1
98995748

Received: 05/02/2003 15:04

Site: 3420 San Pablo Avenue Oakland

Legend and Notes

Analysis Flag

o

Reporting limits were raised due to high level of analyte present in the sample.

Result Flag

g

Hydrocarbon reported in the gasoline range does not match our gasoline standard.

SHELL Chain Of Custody Record

73914

Lab Identification (if necessary):

Address:

City, State, Zip:

Shell Project Manager to be invoiced:

SCIENCE & ENGINEERING
 TECHNICAL SERVICES
 OMT HOUSTON

Karen Petryna
2003.05.0091

INCIDENT NUMBER (S&E ONLY)

9 8 9 9 5 7 4 8

SAP OF CRMT NUMBER (TS/CRMT)

DATE: 5-2-03

PAGE: 1 of 1

BLAINE TECH SERVICES ADDRESS 1680 ROGERS AVENUE, SAN JOSE, CA 95112 PROJECT CONTACT (Hierarchy or PDF Report to): Leon Gearhart TELEPHONE: 408-573-0555 FAX: 408-573-7771 E-MAIL: lgearhart@blainetech.com	LDD CODE BTSS	SITE ADDRESS (Street and City): 3420 San Pablo Avenue, Oakland SPECIAL DELIVERABLE TO (Responsible Party or Designer): Anni Kremi PHONE NO: 510-420-3335 E-MAIL: ShellOaklandEDF@cambrid-onv.com CONSULTANT PROJECT NO: BTS # 030502-Ad SAMPLER NAME(S) (PMT): Aaron Costa	FEDERAL ID NO.: T0600101253 E-MAIL: ShellOaklandEDF@cambrid-onv.com CONSULTANT PROJECT NO: BTS # 030502-Ad	
---	------------------	--	--	--

TURNAROUND TIME (BUSINESS DAYS):
 10 DAYS 5 DAYS 72 HOURS 48 HOURS 24 HOURS LESS THAN 24 HOURS

LA - RWQCB REPORT FORMAT LIST AGENCY: _____

GC/MS/MTBE CONFIRMATION: HIGHEST _____ HIGHEST DEF BORING _____ ALL _____

SPECIAL INSTRUCTIONS OR NOTES: _____ CHECK BOX IF EOD IS NOT NEEDED

REQUESTED ANALYSIS

LAB USE ONLY	Field Sample Identification	SAMPLING		MATRIX	NO. OF CONT.	TPH - Gas, Pluggeable	BTEX	MTBE (8021B - 5ppb RL)	MTBE (2260B) - 0.5ppb RL	Oxygenates (5) by (8260B)	Ethanol (8260B)	Methanol	1,2-DCA (8260B)	EDB (8260B)	TPH - Diesel, Extractable (8015m)
		DATE	TIME												
1	MW-1	5/2	0930	W	3	X	X	X							
2	MW-2	5/2	1200		3	X	X	X							
3	MW-4	5/2	0935		3	X	X	X							
4	MW-5	5/2	1105		3	X	X	X							
5	MW-6R	5/2	1145		3	X	X	X							
6	MW-7	5/2	1055		3	X	X	X							
7	MW-8	5/2	1110		3	X	X	X							
8	MW-9	5/2	1220		3	X	X	X							
9	MW-10	5/2	1240		3	X	X	X							

FIELD NOTES:
 Container/Preservative or PID Readings or Laboratory Notes

2.30c

TEMPERATURE ON RECEIPT: _____

Not Collected by (Signature): <i>Aaron Costa</i>	Received by (Signature): <i>[Signature]</i>	Date: 5/2/03	Time: 1504
Authorized by (Signature): <i>[Signature]</i>	Received by (Signature): <i>[Signature]</i>	Date: 5/2/03	Time: 1735

WELL GAUGING DATA

Project # 030502-ACU Date 5-2-03 Client Shell

Site 3420 San Pablo Ave Oakland

Well ID	Well Size (in.)	Sheen / Odor	Depth to Immiscible Liquid (ft.)	Thickness of Immiscible Liquid (ft.)	Volume of Immiscibles Removed (ml)	Depth to water (ft.)	Depth to well bottom (ft.)	Survey Point: TOB or TOB	
MW-1	4					5.19	24.53	TOC	5
MW-2	4					5.85	19.26		11
MW-3R	2					6.08	28.62		90 2
MW-4	4					6.97	19.20		4
MW-5	4					5.14	24.70		8
MW-6R	2					7.50	28.00		10
MW-7	4					3.45	19.56		9
MW-8	4					1.67	18.76		6
MW-9	4					5.40	19.61		3
MW-10	4					7.12	18.88		7
MW-11	4					5.14	18.91		90 1

SHELL WELL MONITORING DATA SHEET

BTS #: <u>030502-AC1</u>	Site: <u>3420 San Pablo Ave Oakland</u>
Sampler: <u>AC</u>	Date: <u>5-2-03</u>
Well I.D.: <u>MW-1</u>	Well Diameter: 2 3 <u>4</u> 6 8 _____
Total Well Depth (TD): <u>24.53</u>	Depth to Water (DTW): <u>5.19</u>
Depth to Free Product:	Thickness of Free Product (feet):
Referenced to: <u>PVC</u> Grade	D.O. Meter (if req'd): <u>YSI</u> HACH
DTW with 80% Recharge [(Height of Water Column x 0.20) + DTW]: <u>9.05</u>	

Purge Method: <input type="checkbox"/> Bailor <input type="checkbox"/> Disposable Bailor <input type="checkbox"/> Middleburg <input checked="" type="checkbox"/> Electric Submersible	Water: <input type="checkbox"/> Peristaltic <input type="checkbox"/> Extraction Pump Other _____	Sampling Method: <input checked="" type="checkbox"/> Bailor <input type="checkbox"/> Disposable Bailor <input type="checkbox"/> Extraction Port <input type="checkbox"/> Dedicated Tubing Other: _____
--	--	--

$\frac{12.5 \text{ (Gals.)} \times 3}{\text{Specified Volume}} = \frac{37.5 \text{ Gals.}}{\text{Calculated Volume}}$	<table style="width: 100%; border-collapse: collapse;"> <thead> <tr> <th style="text-align: left;">Well Diameter</th> <th style="text-align: left;">Multiplier</th> <th style="text-align: left;">Well Diameter</th> <th style="text-align: left;">Multiplier</th> </tr> </thead> <tbody> <tr> <td>1"</td> <td>0.04</td> <td>4"</td> <td>0.65</td> </tr> <tr> <td>2"</td> <td>0.16</td> <td>6"</td> <td>1.47</td> </tr> <tr> <td>3"</td> <td>0.37</td> <td>Other</td> <td>radius² * 0.163</td> </tr> </tbody> </table>	Well Diameter	Multiplier	Well Diameter	Multiplier	1"	0.04	4"	0.65	2"	0.16	6"	1.47	3"	0.37	Other	radius ² * 0.163
Well Diameter	Multiplier	Well Diameter	Multiplier														
1"	0.04	4"	0.65														
2"	0.16	6"	1.47														
3"	0.37	Other	radius ² * 0.163														

Time	Temp (°F)	pH	Cond. (mS or <u>µS</u>)	Turbidity (NTUs)	Gals. Removed	Observations
<u>0857</u>	<u>65.1</u>	<u>6.9</u>	<u>999</u>	<u>148</u>	<u>12.5</u>	<u>clear, odor</u>
<u>well</u>	<u>dewatered</u>		<u>@ 15 gal</u>			<u>DTW = 20.29</u>
<u>0930</u>	<u>65.7</u>	<u>6.9</u>	<u>984</u>	<u>35</u>	<u>-</u>	<u>clear, odor</u>

Did well dewater? Yes No Gallons actually evacuated: 15

Sampling Date: 5-2-03 Sampling Time: 0930 Depth to Water: 8.46

Sample I.D.: MW-1 Laboratory: Kiff SPL Other STC

Analyzed for: TPH-G BTEX MTBE TPH-D Other: _____

EB I.D. (if applicable): _____ @ _____ Time Duplicate I.D. (if applicable): _____

Analyzed for: TPH-G BTEX MTBE TPH-D Other: _____

D.O. (if req'd):	Pre-purge:	mg/L	<u>Post-purge:</u>	<u>2.1</u>	mg/L
O.R.P. (if req'd):	Pre-purge:	mV	Post-purge:		mV

SHELL WELL MONITORING DATA SHEET

BTS #: <u>030502-AC1</u>	Site: <u>3420 San Pablo Ave Oakland</u>
Sampler: <u>AC</u>	Date: <u>5-2-03</u>
Well I.D.: <u>MW-2</u>	Well Diameter: 2 3 <u>(4)</u> 6 8 _____
Total Well Depth (TD): <u>19.26</u>	Depth to Water (DTW): <u>5.85</u>
Depth to Free Product:	Thickness of Free Product (feet):
Referenced to: <u>(PVC)</u> Grade	D.O. Meter (if req'd): <u>(YSI)</u> HACH
DTW with 80% Recharge [(Height of Water Column x 0.20) + DTW]: <u>8.53</u>	

Purge Method: <input type="checkbox"/> Bailor	Water/ra	Sampling Method: <input checked="" type="checkbox"/> Bailor
<input type="checkbox"/> Disposable Bailor	<input type="checkbox"/> Peristaltic	<input type="checkbox"/> Disposable Bailor
<input type="checkbox"/> Middleburg	<input type="checkbox"/> Extraction Pump	<input type="checkbox"/> Extraction Port
<input checked="" type="checkbox"/> Electric Submersible	Other _____	<input type="checkbox"/> Dedicated Tubing
		Other: _____

<u>8.7</u> (Gals.) X <u>3</u> = <u>26.1</u> Gals.	
Case Volume	Specified Volumes
	Calculated Volume

Well Diameter	Multiplier	Well Diameter	Multiplier
1"	0.04	4"	0.65
2"	0.16	6"	1.47
3"	0.37	Other	radius ² * 0.163

Time	Temp (°F)	pH	Cond. (mS or <u>µS</u>)	Turbidity (NTUs)	Gals. Removed	Observations
1051	67.2	6.7	1052	63	9	clear, odor
well	dewatered		@ 12 gal			DTW = 16.41
1200	66.4	6.7	1046	40	-	clear, odor

Did well dewater? Yes No Gallons actually evacuated: 12

Sampling Date: 5-2-03 Sampling Time: 1200 Depth to Water: 8.47

Sample I.D.: MW-2 Laboratory: KIR SPL Other STC

Analyzed for: (TPH-G) (BTEX) (MTBE) TPH-D Other: _____

EB I.D. (if applicable): _____ @ _____ Time Duplicate I.D. (if applicable): _____

Analyzed for: TPH-G BTEX MTBE TPH-D Other: _____

D.O. (if req'd):	Pre-purge:	mg/L	<u>(Post-purge)</u>	1.7 mg/L
C.R.P. (if req'd):	Pre-purge:	mV	Post-purge:	mV

SHELL WELL MONITORING DATA SHEET

BTS #: <u>030502-AC1</u>	Site: <u>3420 San Pablo Ave Oakland</u>
Sampler: <u>AC</u>	Date: <u>5-2-03</u>
Well I.D.: <u>MW-5</u>	Well Diameter: 2 3 <u>(4)</u> 6 8 _____
Total Well Depth (TD): <u>24.70</u>	Depth to Water (DTW): <u>5.14</u>
Depth to Free Product:	Thickness of Free Product (feet):
Referenced to: <u>(PVC)</u> Grade	D.O. Meter (if req'd): <u>(YSI)</u> HACH
DTW with 80% Recharge [(Height of Water Column x 0.20) + DTW]: <u>9.05</u>	

Purge Method: <input type="checkbox"/> Bailor <input type="checkbox"/> Disposable Bailor <input type="checkbox"/> Middleburg <input checked="" type="checkbox"/> Electric Submersible	Water: <input type="checkbox"/> Peristaltic <input type="checkbox"/> Extraction Pump <input type="checkbox"/> Other _____	Sampling Method: <input checked="" type="checkbox"/> Bailor <input type="checkbox"/> Disposable Bailor <input type="checkbox"/> Extraction Port <input type="checkbox"/> Dedicated Tubing Other: _____
--	---	--

<u>12.7</u> (Gals.) X <u>3</u> = <u>38.1</u> Gals.	<table border="1" style="width: 100%; border-collapse: collapse;"> <thead> <tr> <th>Well Diameter</th> <th>Multiplier</th> <th>Well Diameter</th> <th>Multiplier</th> </tr> </thead> <tbody> <tr> <td>1"</td> <td>0.04</td> <td>4"</td> <td>0.65</td> </tr> <tr> <td>2"</td> <td>0.16</td> <td>6"</td> <td>1.47</td> </tr> <tr> <td>3"</td> <td>0.37</td> <td>Other</td> <td>radius² * 0.163</td> </tr> </tbody> </table>	Well Diameter	Multiplier	Well Diameter	Multiplier	1"	0.04	4"	0.65	2"	0.16	6"	1.47	3"	0.37	Other	radius ² * 0.163
Well Diameter	Multiplier	Well Diameter	Multiplier														
1"	0.04	4"	0.65														
2"	0.16	6"	1.47														
3"	0.37	Other	radius ² * 0.163														
Case Volume	Specified Volumes	Calculated Volume															

Time	Temp (°F)	pH	Cond. (mS or <u>(µS)</u>)	Turbidity (NTUs)	Gals. Removed	Observations
0946	69.7	7.0	714	51	13	clear, odor
0949	65.0	6.9	716	95	26	" "
well	dewatered		@ 30	gal		DTW = 22.10
1105	65.3	6.8	750	208	-	cloudy, odor
*noticeable sheen						in vials #

Did well dewater? Yes No Gallons actually evacuated: 30

Sampling Date: 5-2-03 Sampling Time: 1105 Depth to Water: 8.96

Sample I.D.: MW-5 Laboratory: KITT SPL Other STC

Analyzed for: TPH-G BTEX MTBE TPH-D Other: _____

EB I.D. (if applicable): _____ @ _____ Time Duplicate I.D. (if applicable): _____

Analyzed for: TPH-G BTEX MTBE TPH-D Other: _____

D.O. (if req'd):	Pre-purge:	mg/L	<u>(Post-purge)</u>	0.05 mg/L
D.R.P. (if req'd):	Pre-purge:	mV	Post-purge:	mV

SHELL WELL MONITORING DATA SHEET

BTS #: <u>030502-AC1</u>	Site: <u>3420 San Pablo Ave Oakland</u>
Sampler: <u>AC</u>	Date: <u>5-2-03</u>
Well I.D.: <u>MW-6R</u>	Well Diameter: <u>(2)</u> 3 4 6 8 _____
Total Well Depth (TD): <u>28.00</u>	Depth to Water (DTW): <u>7.50</u>
Depth to Free Product:	Thickness of Free Product (feet):
Referenced to: <u>(PVC)</u> Grade	D.O. Meter (if req'd): <u>(YSI)</u> HACH
DTW with 80% Recharge [(Height of Water Column x 0.20) + DTW]: <u>11.60</u>	

Purge Method: <input checked="" type="checkbox"/> Bailer <input type="checkbox"/> Disposable Bailer <input type="checkbox"/> Middleburg <input type="checkbox"/> Electric Submersible	Water: <input type="checkbox"/> Peristaltic <input type="checkbox"/> Extraction Pump <input type="checkbox"/> Other _____	Sampling Method: <input checked="" type="checkbox"/> Bailer <input type="checkbox"/> Disposable Bailer <input type="checkbox"/> Extraction Port <input type="checkbox"/> Dedicated Tubing Other: _____
--	---	--

<u>3.2</u> (Gals.) X	<u>3</u>	=	<u>9.6</u> Gals.	
Case Volume	Specified Volumes		Calculated Volume	

Well Diameter	Multiplier	Well Diameter	Multiplier
1"	0.04	4"	0.65
2"	0.16	6"	1.47
3"	0.37	Other	radius ² * 0.163

Time	Temp (°F)	pH	Cond. (mS or <u>(µS)</u>)	Turbidity (NTUs)	Gals. Removed	Observations
1125	67.0	6.8	1096	310	3.25	cloudy, strong odor
1131	67.2	6.8	1058	322	6.50	" "
1137	67.1	6.9	1034	288	9.75	" "

Did well dewater? Yes No Gallons actually evacuated: 9.75

Sampling Date: 5-2-03 Sampling Time: 1145 Depth to Water: 11.60

Sample I.D.: MW-6R Laboratory: Kiff SPL Other STC

Analyzed for: (TPH-G) (BTEX) (MTBE) TPH-D Other:

EB I.D. (if applicable): @ _____ Duplicate I.D. (if applicable):

Analyzed for: TPH-G BTEX MTBE TPH-D Other:

D.O. (if req'd):	Pre-purge:	mg/l	<u>(Post-purge)</u>	1.6	mg/l
D.R.P. (if req'd):	Pre-purge:	mV	Post-purge:		mV

SHELL WELL MONITORING DATA SHEET

BTS #: <u>030502-AC1</u>	Site: <u>3420 San Pablo Ave Oakland</u>
Sampler: <u>AC</u>	Date: <u>5-2-03</u>
Well I.D.: <u>MW-8</u>	Well Diameter: 2 3 <u>4</u> 6 8
Total Well Depth (TD): <u>18.76</u>	Depth to Water (DTW): <u>1.67</u>
Depth to Free Product:	Thickness of Free Product (feet):
Referenced to: <u>PVC</u> Grade	D.O. Meter (if req'd): <u>YSI</u> HACH
DTW with 80% Recharge [(Height of Water Column x 0.20) + DTW]: <u>5.08</u>	

Purge Method: <input type="checkbox"/> Bailor <input type="checkbox"/> Disposable Bailor <input type="checkbox"/> Middleburg <input checked="" type="checkbox"/> Electric Submersible	Water: <input type="checkbox"/> Peristaltic <input type="checkbox"/> Extraction Pump <input type="checkbox"/> Other _____	Sampling Method: <input checked="" type="checkbox"/> Bailor <input type="checkbox"/> Disposable Bailor <input type="checkbox"/> Extraction Port <input type="checkbox"/> Dedicated Tubing Other: _____
--	---	--

<u>11.1</u> (Gals.) X <u>3</u> = <u>33.3</u> Gals.	
Case Volume	Specified Volumes
Calculated Volume	

Well Diameter	Multiplier	Well Diameter	Multiplier
1"	0.04	4"	0.65
2"	0.16	6"	1.47
3"	0.37	Other	radius ² * 0.163

Time	Temp (°F)	pH	Cond. (mS or <u>µS</u>)	Turbidity (NTUs)	Gals. Removed	Observations
0919	64.3	6.8	803	50	11.5	clear, odor
0921	64.5	6.7	786	28	23	" "
well	dewatered		@ 27 gal			DTW = 16.20
1110	64.6	6.8	789	31	-	clear, odor

Did well dewater? Yes No Gallons actually evacuated: 27

Sampling Date: 5-2-03 Sampling Time: 1110 Depth to Water: 3, 20

Sample I.D.: MW-8 Laboratory: Kiff SPL Other STC

Analyzed for: TPH-G BTEX MTBE TPH-D Other: _____

3B I.D. (if applicable): @ _____ Duplicate I.D. (if applicable): _____

Analyzed for: TPH-G BTEX MTBE TPH-D Other: _____

D.O. (if req'd):	Pre-purge:	mg/L	<u>Post-purge:</u>	<u>0.23</u> mg/L
D.R.P. (if req'd):	Pre-purge:	mV	Post-purge:	mV

SHELL WELL MONITORING DATA SHEET

BTS #: <u>030502-AC1</u>	Site: <u>3420 San Pablo Ave Oakland</u>
Sampler: <u>AC</u>	Date: <u>5-2-03</u>
Well I.D.: <u>MW-9</u>	Well Diameter: 2 3 <u>4</u> 6 8 _____
Total Well Depth (TD): <u>19.61</u>	Depth to Water (DTW): <u>5.40</u>
Depth to Free Product:	Thickness of Free Product (feet):
Referenced to: <u>PVC</u> Grnde	D.O. Meter (if req'd): <u>YSI</u> HACH
DTW with 80% Recharge [(Height of Water Column x 0.20) + DTW]: <u>8.24</u>	

Purge Method: Bailer Disposable Bailer Middleburg <input checked="" type="checkbox"/> Electric Submersible	Waterra Peristaltic Extraction Pump Other _____	Sampling Method: <input checked="" type="checkbox"/> Bailer Disposable Bailer Extraction Port Dedicated Tubing Other: _____
---	--	---

$\frac{9.2 \text{ (Gals.)} \times 3}{\text{Specified Volumes}} = \frac{27.6 \text{ Gals.}}{\text{Calculated Volume}}$	<table border="1" style="width: 100%; border-collapse: collapse;"> <thead> <tr> <th>Well Diameter</th> <th>Multiplier</th> <th>Well Diameter</th> <th>Multiplier</th> </tr> </thead> <tbody> <tr> <td>1"</td> <td>0.04</td> <td>4"</td> <td>0.65</td> </tr> <tr> <td>2"</td> <td>0.16</td> <td>6"</td> <td>1.47</td> </tr> <tr> <td>3"</td> <td>0.37</td> <td>Other</td> <td>radius² * 0.163</td> </tr> </tbody> </table>	Well Diameter	Multiplier	Well Diameter	Multiplier	1"	0.04	4"	0.65	2"	0.16	6"	1.47	3"	0.37	Other	radius ² * 0.163
Well Diameter	Multiplier	Well Diameter	Multiplier														
1"	0.04	4"	0.65														
2"	0.16	6"	1.47														
3"	0.37	Other	radius ² * 0.163														

Time	Temp (°F)	pH	Cond. (mS or <u>µS</u>)	Turbidity (NTUs)	Gals. Removed	Observations
1210	66.2	7.2	562	361	9.5	clear
1212	66.3	7.0	365	137	19	"
well		dewatered	@ 21	gal		DTW = 16.55
1220	66.2	7.0	328	122	-	clear cloudy, silty

Did well dewater? Yes No Gallons actually evacuated: 21

Sampling Date: 5-2-03 Sampling Time: 1220 Depth to Water: 16.20 traffic

Sample I.D.: MW-9 Laboratory: Kiff SPL Other STC

Analyzed for: TPH-G BTEX MTBE TPH-D Other: _____

EB I.D. (if applicable): @ _____ Duplicate I.D. (if applicable): _____

Analyzed for: TPH-G BTEX MTBE TPH-D Other: _____

D.O. (if req'd):	Pre-purge:		mg/L	<u>Post-purge:</u>	<u>0.96</u> mg/L
O.R.P. (if req'd):	Pre-purge:		mV	Post-purge:	mV

SHELL WELL MONITORING DATA SHEET

BTS #: <u>030502-AC1</u>	Site: <u>3420 San Pablo Ave Oakland</u>
Sampler: <u>AC</u>	Date: <u>5-2-03</u>
Well I.D.: <u>MW-10</u>	Well Diameter: 2 3 <u>(4)</u> 6 8 _____
Total Well Depth (FD): <u>18.88</u>	Depth to Water (DTW): <u>7.12</u>
Depth to Free Product:	Thickness of Free Product (feet):
Referenced to: <u>(PVC)</u> Grade	D.O. Meter (if req'd): <u>(YSI)</u> HACH
DTW with 80% Recharge [(Height of Water Column x 0.20) + DTW]: <u>9.47</u>	

Purge Method: <input type="checkbox"/> Bailor <input type="checkbox"/> Disposable Bailor <input type="checkbox"/> Middleburg <input checked="" type="checkbox"/> Electric Submersible	Water: <input type="checkbox"/> Peristaltic <input type="checkbox"/> Extraction Pump Other: _____	Sampling Method: <input checked="" type="checkbox"/> Bailor <input type="checkbox"/> Disposable Bailor <input type="checkbox"/> Extraction Port <input type="checkbox"/> Dedicated Tubing Other: _____
--	---	--

$$\frac{7.6 \text{ (Gals.)} \times 3}{\text{Specified Volumes}} = \frac{22.8}{\text{Calculated Volume}} \text{ Gals.}$$

Well Diameter	Multiplier	Well Diameter	Multiplier
1"	0.04	4"	0.65
2"	0.16	6"	1.47
3"	0.37	Other	radius ² + 0.163

Time	Temp (°F)	pH	Cond. (mS or <u>µS</u>)	Turbidity (NTUs)	Gals. Removed	Observations
1231	64.7	7.0	1428	40	8	clear
1233	64.9	7.0	1455	22	16	"
well	dewatered	@ 19	gal			DTW = 16.82
1240	64.8	7.0	1436	68	—	cloudy

Did well dewater? Yes No Gallons actually evacuated: 19

Sampling Date: 5-2-03 Sampling Time: 1240 Depth to Water: 15.49 traffic

Sample I.D.: MW-10 Laboratory: KIT SPL Other STL

Analyzed for: (TPH-G) (BTEX) (MTBE) TPH-D Other: _____

EB I.D. (if applicable): _____ @ _____ Time Duplicate I.D. (if applicable): _____

Analyzed for: TPH-G BTEX MTBE TPH-D Other: _____

D.O. (if req'd):	Pre-purge:	mg/L	<u>(Post-purge):</u>	0.75	mg/L
O.R.P. (if req'd):	Pre-purge:	mV	Post-purge:		mV