

2006
St

C A M B R I A

January 2, 2002

Susan Hugo
Alameda County Health Care Services Agency
1131 Harbor Bay Parkway, Suite 250
Alameda, California 94502-6577

Re: **Fourth Quarter 2001 Monitoring Report**
Shell-branded Service Station
3420 San Pablo Avenue
Oakland, California
Incident #98995748
Cambria Project #243-0554-002

JAN 08 2002



Dear Ms. Hugo:

On behalf of Equiva Services LLC, Cambria Environmental Technology, Inc. (Cambria) is submitting this groundwater monitoring report in accordance with the reporting requirements of 23 CCR 2652d.

FOURTH QUARTER 2001 ACTIVITIES

Groundwater Monitoring: Blaine Tech Services, Inc. (Blaine) of San Jose, California gauged and sampled selected site wells, calculated groundwater elevations, and compiled the analytical data. Cambria prepared a vicinity map which includes previously submitted well survey information (Figure 1) and a groundwater elevation contour map (Figure 2). Blaine's report, presenting the laboratory report and supporting field documents, is included as Attachment A.

Additional Oxygenate Analysis: In addition to the regular quarterly analysis for total petroleum hydrocarbons as gasoline, benzene, toluene, ethylbenzene, xylenes and methyl tert butyl ether (MTBE), groundwater samples from monitoring wells MW-1 and MW-4 were analyzed for four extra oxygenates and ethanol. Analytical results for MTBE, diisopropyl ether, ethyl tertiary butyl ether, tertiary amyl methyl ether, tertiary butyl alcohol, and ethanol are presented on Table 1.

Oakland, CA
San Ramon, CA
Sonoma, CA

**Cambria
Environmental
Technology, Inc.**

1144 65th Street
Suite B
Oakland, CA 94608
Tel (510) 420-0700
Fax (510) 420-9170

ANTICIPATED FIRST QUARTER 2002 ACTIVITIES


Groundwater Monitoring: Blaine will gauge and sample all site wells, and tabulate the data. Cambria will prepare a monitoring report.


CLOSING


We appreciate the opportunity to work with you on this project. Please call Jacquelyn Jones at (510) 420-3316 if you have any questions or comments.



Sincerely,
Cambria Environmental Technology, Inc

for: 
Jacquelyn L. Jones
Project Geologist


Stephan A. Bork, C.E.G., C.H.G.
Associate Hydrogeologist



Figures: 1 - Vicinity/Area Well Survey Map
2 - Groundwater Elevation Contour Map

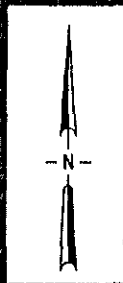
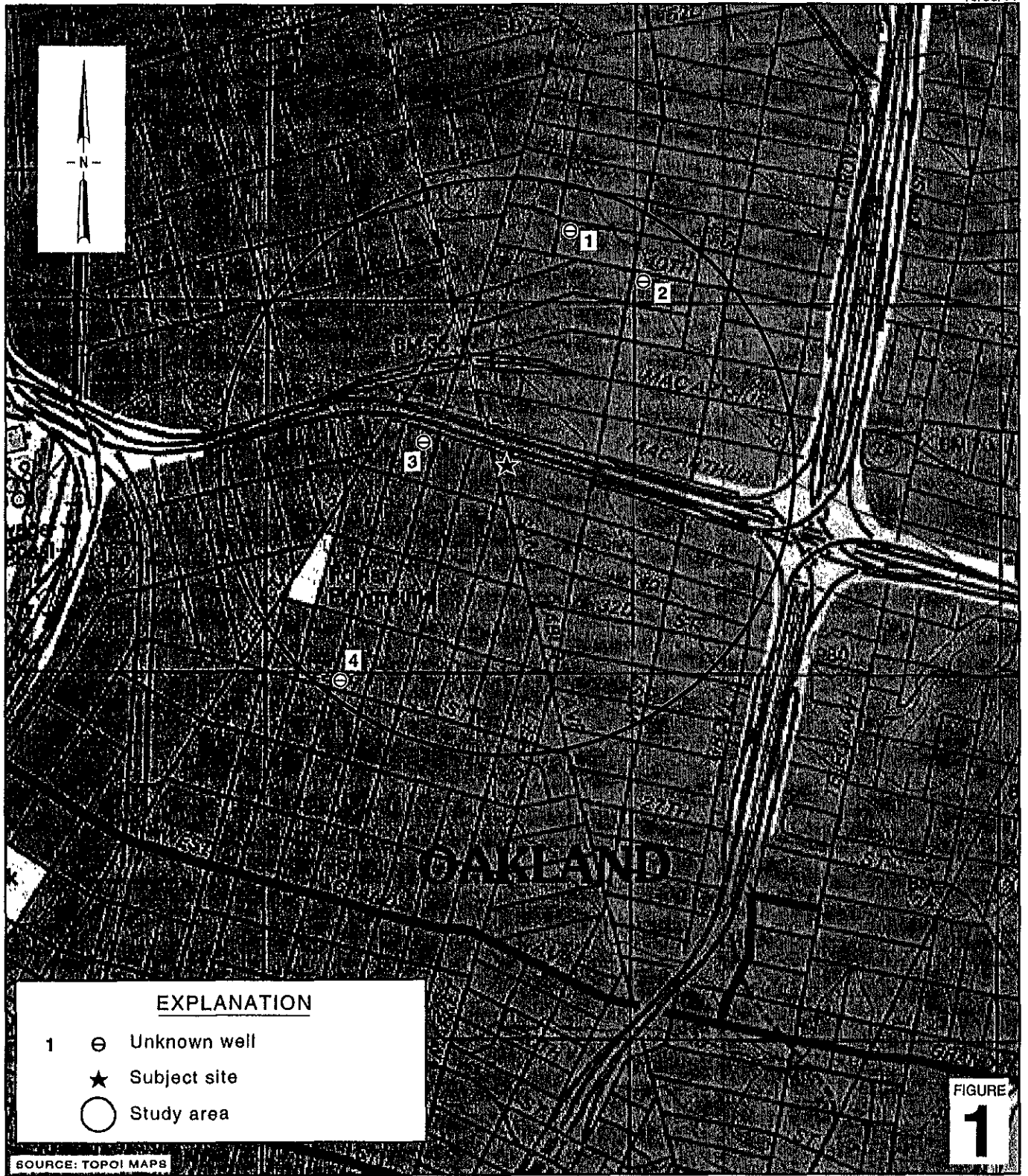
Table: 1 - Groundwater Analytical Data – Oxygenates

Attachment: A - Blaine Groundwater Monitoring Report and Field Notes

cc: Karen Petryna, Equiva Services LLC, P.O. Box 7869, Burbank, California 91510-7869

G:\Oakland 3420 San Pablo\QM\4q01qm.doc

G:\OAKLAND\3420SANPABLO\FIGURES\VIC-WELL-SURVEY.AI

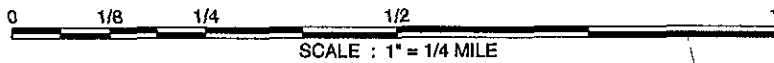


EXPLANATION

- 1 ⊖ Unknown well
- ★ Subject site
- Study area

SOURCE: TOPOI MAPS

FIGURE 1



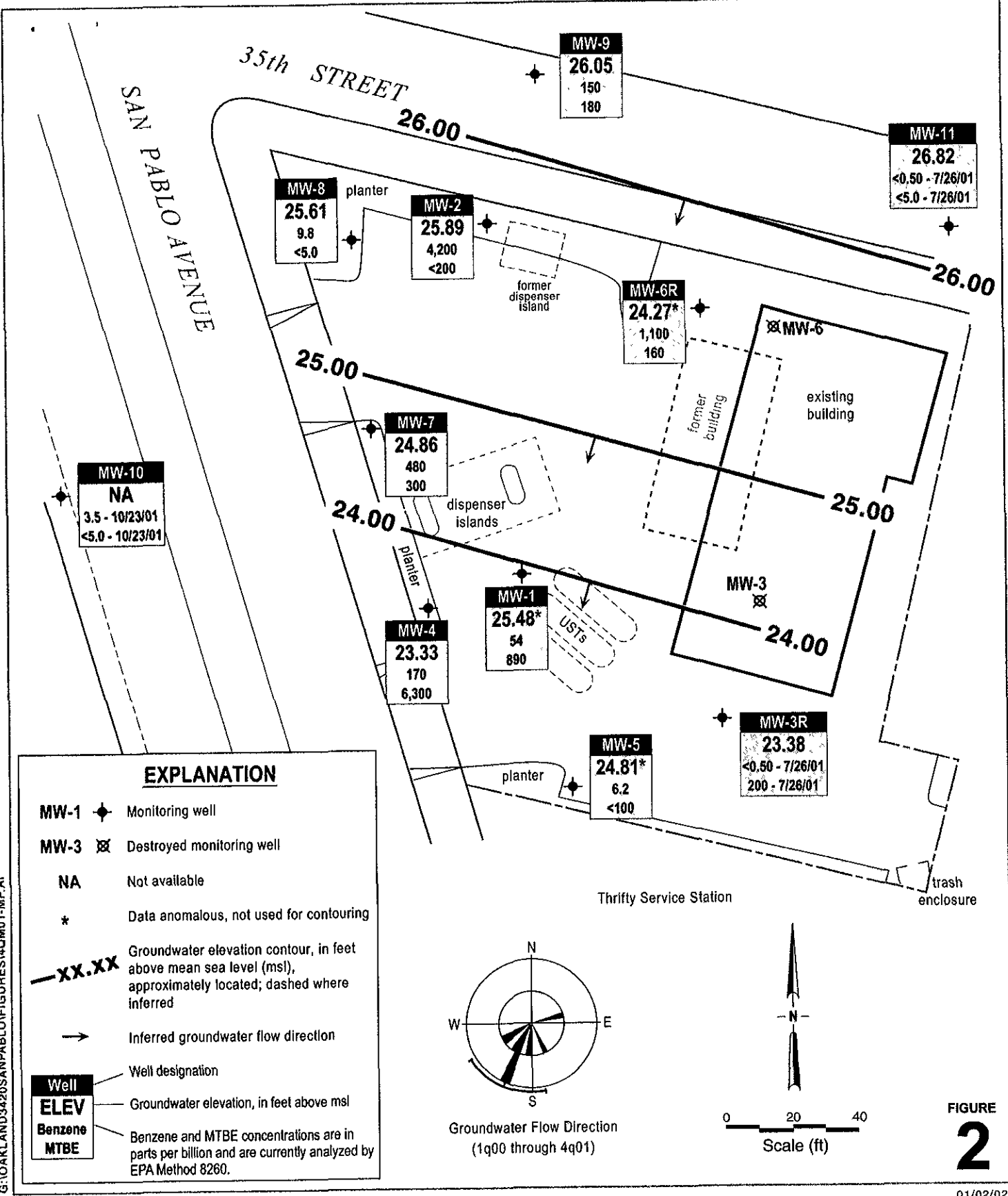
Shell-branded Service Station
 3420 San Pablo Avenue
 Oakland, California
 Incident #98995748



C A M B R I A

Vicinity / Area Well Survey Map
 (1/2 Mile Radius)

G:\OAKLAND\3420SANPABLO\FIGURES\4QM01-MP.AL



01/02/02

Shell-branded Service Station
 3420 San Pablo Avenue
 Oakland, California
 Incident #98995748



C A M B R I A

Groundwater Elevation Contour Map

October 2, 2001

CAMBRIA

Table 1. Groundwater Analytical Data - Oxygenates - Shell-branded Service Station, Incident #98995748, 3420 San Pablo Avenue, Oakland, California

Sample ID	Date Sampled	MTBE	DIPE	ETBE (Concentrations in ppb)	TAME	TBA	Ethanol
MW-1	10/02/01	890	<2.0	<2.0	<2.0	450	<500
MW-4	10/02/01	6,300	<10	<10	<10	2,600	<500

Abbreviations:

MTBE = Methyl tert-butyl ether, analyzed by EPA Method 8260

DIPE = Di-isopropyl ether, analyzed by EPA Method 8260

ETBE = Ethyl tert-butyl ether, analyzed by EPA Method 8260

TAME = Tert-amyl methyl ether, analyzed by EPA Method 8260

TBA = Tert-butyl alcohol, analyzed by EPA Method 8260

Ethanol analyzed by EPA Method 8260

ppb = Parts per billion

BLAINE
TECH SERVICES INC.



1680 ROGERS AVENUE
SAN JOSE, CA 95112-1105
(408) 573-7771 FAX
(408) 573-0555 PHONE
CONTRACTOR'S LICENSE #746684
www.blainetech.com

November 7, 2001

Karen Petryna
Equiva Services LLC
P.O. Box 7869
Burbank, CA 91510-7869

Fourth Quarter 2001 Groundwater Monitoring at
Shell-branded Service Station
3420 San Pablo Avenue
Oakland, CA

Monitoring performed on October 2 and 23, 2001

Groundwater Monitoring Report **011002-C-1**

This report covers the routine monitoring of groundwater wells at this Shell-branded facility. In accordance with standard procedures that conform to Regional Water Quality Control Board requirements, routine field data collection includes depth to water, total well depth, thickness of any separate immiscible layer, water column volume, calculated purge volume (if applicable), elapsed evacuation time (if applicable), total volume of water removed (if applicable), and standard water parameter instrument readings. Sample material is collected, contained, stored, and transported to the laboratory in conformance with EPA standards. Purgewater (if applicable) is, likewise, collected and transported to the Shell Martinez Manufacturing Complex.

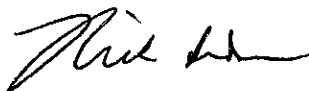
Basic field information is presented alongside analytical values excerpted from the laboratory report in the cumulative table of **WELL CONCENTRATIONS**. The full analytical report for the most recent samples and the field data sheets are attached to this report.

At a minimum, Blaine Tech Services, Inc. field personnel are certified on completion of a forty hour Hazardous Materials and Emergency Response training course per 29 CFR 1910.120. Field personnel are also enrolled in annual eight hour refresher courses.

Blaine Tech Services, Inc. conducts sampling and documentation assignments of this type as an independent third party. Our activities at this site consisted of objective data and sample collection only. No interpretation of analytical results, defining of hydrological conditions or formulation of recommendations was performed.

Please call if you have any questions.

Yours truly,

A handwritten signature in black ink, appearing to read "Nick Sudano".

Nick Sudano
Project Coordinator

NS/mrb

attachments: Cumulative Table of WELL CONCENTRATIONS
Certified Analytical Report
Field Data Sheet

cc: Anni Kreml
Cambria Environmental Technology, Inc.
1144 65th Street, Suite C
Oakland, CA 94608-2411

WELL CONCENTRATIONS
Shell-branded Service Station
3420 San Pablo Avenue
Oakland, CA
Wic #204-5508-5306

Well ID	Date	TPPH (ug/L)	B (ug/L)	T (ug/L)	E (ug/L)	X (ug/L)	MTBE 8020 (ug/L)	MTBE 8260 (ug/L)	TOC (MSL)	Depth to Water (ft.)	Depth to SPH (ft.)	GW Elevation (MSL)	SPH Thickness (ft.)	DO Reading (ppm)
MW-1	08/06/1991	NA	NA	NA	NA	NA	NA	NA	21.28	10.86	NA	10.43	NA	NA
MW-1	10/23/1991	32,000	2,700	360	550	3,700	NA	NA	21.28	11.05	NA	10.24	0.01	NA
MW-1	01/28/1992	14,000	1,000	106	450	1,600	NA	NA	21.28	10.84	NA	10.44	NA	NA
MW-1	05/05/1992	98,000	11,000	1,200	3,500	18,000	NA	NA	21.28	9.42	NA	11.86	<0.01	NA
MW-1	07/13/1992	11,000	1,100	130	740	1,300	NA	NA	21.28	11.36	NA	9.92	NA	NA
MW-1	10/12/1992	NA	NA	NA	NA	NA	NA	NA	21.28	13.14	NA	8.21	0.09	NA
MW-1	01/12/1993	NA	110	NA	NA	NA	NA	NA	21.28	7.52	NA	13.78	0.02	NA
MW-1	04/06/1993	NA	NA	NA	NA	NA	NA	NA	21.28	7.13	NA	14.16	<0.01	NA
MW-1	07/12/1993	NA	NA	NA	NA	NA	NA	NA	21.28	11.02	NA	10.27	0.01	NA
MW-1	10/13/1993	NA	NA	NA	NA	NA	NA	NA	21.28	12.18	NA	9.11	0.01	NA
MW-1	01/20/1994	NA	NA	NA	NA	NA	NA	NA	21.28	9.18	NA	12.10	0.01	NA
MW-1	04/13/1994	NA	NA	NA	NA	NA	NA	NA	21.28	8.72	NA	12.58	0.02	NA
MW-1	07/19/1994	17,000	420	140	530	1,300	NA	NA	21.28	8.76	NA	12.52	NA	NA
MW-1	10/27/1994	23,000	1,200	130	990	960	NA	NA	21.28	10.49	NA	10.79	NA	NA
MW-1	01/03/1995	31,000	610	160	1,200	5,000	NA	NA	21.28	6.15	NA	15.13	NA	NA
MW-1	04/13/1995	20,000	340	42	680	2,900	NA	NA	21.28	5.24	NA	16.04	NA	NA
MW-1	06/30/1995	16,000	450	62	460	1,200	NA	NA	21.28	7.24	NA	14.04	NA	NA
MW-1	10/11/1995	8,400	660	47	510	850	8,000	NA	21.28	9.48	NA	11.80	NA	NA
MW-1	10/13/1995	7,400	730	54	490	1,100	8,200	NA	21.28	NA	NA	NA	NA	NA
MW-1	01/17/1996	24,000	570	110	820	2,900	15,000	NA	21.28	6.48	NA	14.80	NA	NA
MW-1	04/10/1996	20,000	120	11	420	1,400	15,000	NA	21.28	5.38	NA	15.90	NA	NA
MW-1	07/30/1996	7,900	240	22	170	300	12,000	NA	21.28	7.61	NA	13.67	NA	NA
MW-1	10/17/1996	6,600	1,000	20	120	130	10,000	NA	21.28	8.66	NA	12.62	NA	1.4
MW-1	01/22/1997	13,000	170	<50	330	1,200	18,000	NA	21.28	5.00	NA	16.28	NA	1.6
MW-1	04/01/1997	7,900	240	26	130	200	6,400	NA	21.28	6.42	NA	14.86	NA	1.4

WELL CONCENTRATIONS
Shell-branded Service Station
3420 San Pablo Avenue
Oakland, CA
Wic #204-5508-5306

Well ID	Date	TPPH (ug/L)	B (ug/L)	T (ug/L)	E (ug/L)	X (ug/L)	MTBE 8020 (ug/L)	MTBE 8260 (ug/L)	TOC (MSL)	Depth to Water (ft.)	Depth to SPH (ft.)	GW Elevation (MSL)	SPH Thickness (ft.)	DO Reading (ppm)
MW-1	07/14/1997	5,000	<20	<20	59	61	9,000	NA	21.28	8.92	NA	12.36	NA	1.9
MW-1	10/08/1997	3,200	180	7.6	18	6.1	11,000	NA	21.28	9.43	NA	11.85	NA	4.8
MW-1	01/19/1998	8,100	39	<20	280	660	1,100	NA	21.28	1.20	NA	20.08	NA	2.6
MW-1	04/28/1998	2,900	62	<10	160	370	1,200	1,200	21.28	4.81	NA	16.47	NA	2.4
MW-1	09/30/1998	1,300	25	8.3	<5.0	12	2,000	NA	21.05	9.90	NA	11.15	NA	1.6
MW-1	12/09/1998	21,000	240	<200	520	920	18,000	18,000	21.05	12.26	NA	8.79	NA	4.3
MW-1	01/18/1999	10,600	<100	<100	471	130	48,600	50,800	21.05	6.00	NA	15.05	NA	1.3
MW-1	04/12/1999	7,500	101	26.0	248	578	31,000	37,900	21.05	4.00	NA	17.05	NA	1.2
MW-1	07/27/1999	5,420	80.1	<50.0	123	143	24,700	33,200*	21.05	6.18	NA	14.87	NA	1.3
MW-1	10/14/1999	3,750	75.8	<12.5	30.3	37.0	17,200	20,600	21.05	6.83	NA	14.22	NA	1.3
MW-1	01/06/2000	5,550	82.2	<5.00	128	45.4	9,410	8,200	21.05	6.36	NA	14.69	NA	1.3
MW-1	04/05/2000	2,860	50.6	<10.0	98.2	36.2	4,120	3,150*	21.05	3.65	NA	17.40	NA	2.0
MW-1	07/20/2000	3,600	37.9	36.0	34.2	40.4	3,140	3,430*	21.05	4.11	NA	16.94	NA	1.2
MW-1	10/24/2000	2,330	32.3	<10.0	10.5	27.1	4,900	4,500	21.05	5.18	NA	15.87	NA	1.4
MW-1	01/19/2001	2,000	25.9	24.9	12.5	29.7	2,610	3,070	32.01	3.90	NA	28.11	NA	1.8
MW-1	04/27/2001	2,200	14	<2.0	5.3	6.8	NA	1,100	32.01	4.48	NA	27.53	NA	1.5
MW-1	07/26/2001	2,600	26	2.3	<2.0	5.4	NA	890	32.01	6.28	NA	25.73	NA	1.2
MW-1	10/02/2001	1,900	54	<2.0	7.8	14	NA	890	32.01	6.53	NA	25.48	NA	1.6
MW-2	08/06/1991	50,000	15,000	NA	2,700	13,000	NA	NA	21.56	9.72	NA	11.84	NA	NA
MW-2	10/23/1991	120,000	11,000	1,400	3,500	19,000	NA	NA	21.56	10.03	NA	11.53	NA	NA
MW-2	01/28/1992	49,000	7,400	800	1,800	8,300	NA	NA	21.56	8.78	NA	12.78	NA	NA
MW-2	05/05/1992	52,000	12,000	1,100	2,200	12,000	NA	NA	21.56	7.58	NA	13.98	NA	NA
MW-2	07/13/1992	47,000	15,000	2,400	4,500	16,000	NA	NA	21.56	9.63	NA	11.93	NA	NA
MW-2	10/12/1992	NA	NA	NA	NA	NA	NA	NA	21.56	11.66	NA	9.92	0.03	NA

WELL CONCENTRATIONS
Shell-branded Service Station
3420 San Pablo Avenue
Oakland, CA
Wic #204-5508-5306

Well ID	Date	TPPH (ug/L)	B (ug/L)	T (ug/L)	E (ug/L)	X (ug/L)	MTBE 8020 (ug/L)	MTBE 8260 (ug/L)	TOC (MSL)	Depth to Water (ft.)	Depth to SPH (ft.)	GW Elevation (MSL)	SPH Thickness (ft.)	DO Reading (ppm)
MW-2	01/12/1993	NA	NA	NA	NA	NA	NA	NA	21.56	7.13	NA	14.44	0.01	NA
MW-2	04/06/1993	NA	NA	NA	NA	NA	NA	NA	21.56	6.40	NA	15.17	<0.01	NA
MW-2	07/12/1993	59,000	12,000	950	2,400	11,000	NA	NA	21.56	8.75	NA	12.81	NA	NA
MW-2	10/13/1993	54,000	14,000	1,200	3,700	22,000	NA	NA	21.56	10.28	NA	11.28	NA	NA
MW-2	01/20/1994	NA	NA	NA	NA	NA	NA	NA	21.56	NA	NA	NA	NA	NA
MW-2	04/13/1994	79,000	9,400	740	2,100	12,000	NA	NA	21.56	7.35	NA	14.22	<0.01	NA
MW-2	07/19/1994	63,000	13,000	810	1,900	13,000	NA	NA	21.56	8.24	NA	13.32	NA	NA
MW-2	10/27/1994	64,000	8,800	480	2,100	10,000	NA	NA	21.56	10.26	NA	13.32	NA	NA
MW-2	01/03/1995	67,000	9,800	720	2,800	11,000	NA	NA	21.56	6.44	NA	15.12	NA	NA
MW-2	04/13/1995	83,000	10,000	490	2,600	13,000	NA	NA	21.56	5.89	NA	15.67	NA	NA
MW-2	06/30/1995	65,000	12,000	1,800	2,400	12,000	NA	NA	21.56	7.41	NA	14.15	NA	NA
MW-2	10/11/1995	68,000	8,800	840	3,000	13,000	1,400	NA	21.56	8.02	NA	13.54	NA	NA
MW-2	01/17/1996	79,000	12,000	640	2,700	14,000	2,200	NA	21.56	7.42	NA	14.14	NA	NA
MW-2	04/10/1996	84,000	7,200	310	1,700	7,800	2,900	NA	21.56	6.91	NA	14.65	NA	NA
MW-2	07/30/1996	26,000	6,800	210	1,300	5,500	4,500	NA	21.56	7.63	NA	13.93	NA	NA
MW-2	10/17/1996	46,000	9,800	340	2,000	6,500	4,900	NA	21.56	8.27	NA	13.29	NA	1.8
MW-2	01/22/1997	52,000	6,200	220	1,400	6,600	3,000	NA	21.56	7.09	NA	14.47	NA	1.9
MW-2	04/01/1997	69,000	6,000	380	2,400	11,000	3,800	NA	21.56	6.91	NA	14.65	NA	2.0
MW-2	07/14/1997	53,000	7,700	260	1,600	5,200	2,400	NA	21.56	9.93	NA	11.63	NA	1.2
MW-2	10/08/1997	56,000	8,500	320	1,600	5,100	4,200	NA	21.56	10.43	NA	11.13	NA	2.1
MW-2	01/19/1998	64,000	10,000	230	2,400	12,000	2,700	NA	21.56	3.60	NA	17.96	NA	2.4
MW-2	04/28/1998	45,000	9,800	310	2,700	11,000	2,400	2,000	21.56	4.81	NA	15.71	NA	2
MW-2	09/30/1998	42,000	7,400	200	2,600	9,800	1,800	NA	21.58	7.20	NA	14.38	NA	1.6
MW-2	12/09/1998	60,000	7,000	270	1,600	7,000	2,100	NA	21.58	7.11	NA	14.47	NA	4.6
MW-2	01/18/1999	45,000	7,960	151	1,750	6,410	1,310	NA	21.58	6.83	NA	14.75	NA	1.8

WELL CONCENTRATIONS
Shell-branded Service Station
3420 San Pablo Avenue
Oakland, CA
Wic #204-5508-5306

Well ID	Date	TPPH (ug/L)	B (ug/L)	T (ug/L)	E (ug/L)	X (ug/L)	MTBE 8020 (ug/L)	MTBE 8260 (ug/L)	TOC (MSL)	Depth to Water (ft.)	Depth to SPH (ft.)	GW Elevation (MSL)	SPH Thickness (ft.)	DO Reading (ppm)
---------	------	----------------	-------------	-------------	-------------	-------------	------------------------	------------------------	--------------	----------------------------	--------------------------	--------------------------	---------------------------	------------------------

MW-2	04/12/1999	47,400	7,680	131	1,840	6,400	<1,000	NA	21.58	5.90	NA	15.68	NA	1.9
MW-2	07/27/1999	36,400	6,750	83.5	1,590	5,070	682	NA	21.58	6.56	NA	15.02	NA	2.0
MW-2	10/14/1999	45,300	6,990	144	1,850	4,930	1,070	NA	21.58	8.90	NA	12.68	NA	1.5
MW-2	01/06/2000	44,100	5,820	107	1,720	4,590	841	NA	21.58	7.27	NA	14.31	NA	1.4
MW-2	04/05/2000	32,000	6,680	<100	1,770	4,030	934	NA	21.58	5.32	NA	16.26	NA	1.3
MW-2	07/20/2000	32,100	5,290	68.6	1,870	3,810	254	NA	21.58	5.47	NA	16.11	NA	2.9
MW-2	10/24/2000	24,400	4,680	<50.0	1,460	2,380	682	NA	21.58	5.88	NA	15.70	NA	2.2
MW-2	01/19/2001	29,200	4,980	127	2,820	4,320	<500	NA	32.54	5.96	NA	26.58	NA	1.4
MW-2	04/27/2001	40,000	5,400	67	2,800	5,100	NA	380	32.54	5.87	NA	26.67	NA	1.1
MW-2	07/26/2001	42,000	4,700	59	2,800	4,300	NA	<250	32.54	6.48	NA	26.06	NA	1.0
MW-2	10/02/2001	36,000	4,200	64	2,400	2,700	NA	<200	32.54	6.65	NA	25.89	NA	1.6

MW-3	08/06/1991	430	8	1	4	15	NA	NA	21.78	11.18	NA	10.60	NA	NA
MW-3	10/23/1991	390	2.10	<0.3	0.48	2	NA	NA	21.78	11.69	NA	10.09	NA	NA
MW-3	01/28/1992	190	<0.5	<0.5	<0.5	<0.5	NA	NA	21.78	9.99	NA	11.79	NA	NA
MW-3	05/04/1992	190	<1	<1	<1	0.71	NA	NA	21.78	9.46	NA	12.32	NA	NA
MW-3	07/20/1992	200a	<0.5	<0.5	<0.5	<0.5	NA	NA	21.78	11.29	NA	10.49	NA	NA
MW-3	10/12/1992	180a	<0.5	<0.5	<0.5	<0.5	NA	NA	21.78	13.10	NA	8.68	NA	NA
MW-3	01/12/1993	180	<0.5	2.3	0.9	5.6	NA	NA	21.78	7.32	NA	14.46	NA	NA
MW-3	04/06/1993	280	<0.5	<0.5	<0.5	<0.5	NA	NA	21.78	7.44	NA	14.34	NA	NA
MW-3	07/12/1993	310a	<0.5	<0.5	<0.5	<0.5	NA	NA	21.78	10.62	NA	11.16	NA	NA
MW-3	10/13/1993	150	<0.5	<0.5	<0.5	<0.5	NA	NA	21.78	12.05	NA	9.73	NA	NA
MW-3	01/20/1994	180	<0.5	<0.5	<0.5	<0.5	NA	NA	21.78	9.62	NA	12.16	NA	NA
MW-3	04/13/1994	270	<0.5	<0.5	<0.5	<0.5	NA	NA	21.78	9.15	NA	12.63	NA	NA
MW-3	07/19/1994	190a	<0.5	<0.5	<0.5	<0.5	NA	NA	21.78	10.13	NA	11.65	NA	NA

WELL CONCENTRATIONS
Shell-branded Service Station
3420 San Pablo Avenue
Oakland, CA
Wic #204-5508-5306

Well ID	Date	TPPH (ug/L)	B (ug/L)	T (ug/L)	E (ug/L)	X (ug/L)	MTBE 8020 (ug/L)	MTBE 8260 (ug/L)	TOC (MSL)	Depth to Water (ft.)	Depth to SPH (ft.)	GW Elevation (MSL)	SPH Thickness (ft.)	DO Reading (ppm)
MW-3	10/27/1994	160a	<0.5	<0.5	<0.5	<0.5	NA	NA	21.78	11.66	NA	10.12	NA	NA
MW-3	01/03/1995	100a	<0.5	<0.5	<0.5	<0.5	NA	NA	21.78	6.89	NA	14.89	NA	NA
MW-3	04/13/1995	120a	<0.5	<0.5	<0.5	<0.5	NA	NA	21.78	6.79	NA	14.99	NA	NA
MW-3	06/30/1995	180a	<0.5	<0.5	<0.5	<0.5	NA	NA	21.78	8.94	NA	12.84	NA	NA
MW-3	10/11/1995	150	2.2	<0.5	<0.5	<0.5	2.3	NA	21.78	10.62	NA	11.16	NA	NA
MW-3	01/17/1996	120	<0.5	<0.5	<0.5	<0.5	7.8	NA	21.78	7.18	NA	14.60	NA	NA
MW-3	04/10/1996	160	<0.5	<0.5	<0.5	<0.5	12	NA	21.78	6.76	NA	15.02	NA	NA
MW-3	07/30/1996	57	<0.5	<0.5	<0.5	<0.5	<2.5	NA	21.78	9.04	NA	12.74	NA	NA
MW-3	10/17/1996	<50	<0.5	<0.5	<0.5	<0.5	<2.5	NA	21.78	9.04	NA	12.74	NA	2.0
MW-3	01/22/1997	<50	<0.5	<0.5	<0.5	<0.5	3.7	NA	21.78	5.03	NA	16.75	NA	2.4
MW-3	04/01/1997	71	<0.50	<0.50	<0.50	<0.50	NA b	NA	21.78	8.23	NA	13.55	NA	1.6
MW-3	07/14/1997	<50	<0.50	<0.50	<0.50	1.5	NA b	NA	21.78	9.09	NA	12.69	NA	1.9
MW-3	10/08/1997	73	<0.50	<0.50	<0.50	<0.50	NA b	NA	21.78	10.23	NA	11.55	NA	5.5
MW-3	12/05/1997	Abandoned												
MW-3R	04/06/1999	NA	NA	NA	NA	NA	NA	NA	21.83	9.89	NA	11.94	NA	NA
MW-3R	04/12/1999	<50.0	<0.500	<0.500	<0.500	<0.500	<5.00	NA	21.83	5.83	NA	16.00	NA	2.1
MW-3R	07/27/1999	<50.0	<0.500	<0.500	<0.500	<0.500	4.15	NA	21.83	9.59	NA	12.24	NA	2.0
MW-3R	10/14/1999	<50.0	<0.500	<0.500	<0.500	<0.500	9.43	NA	21.83	10.00	NA	11.83	NA	0.6
MW-3R	01/06/2000	78	<0.500	<0.500	<0.500	<0.500	31	NA	21.83	9.71	NA	12.12	NA	0.8
MW-3R	04/05/2000	<50.0	<0.500	<0.500	<0.500	<0.500	273	2,890*	21.83	6.90	NA	14.93	NA	1.5
MW-3R	07/20/2000	<50.0	<0.500	<0.500	<0.500	<0.500	<2.50	NA	21.83	6.94	NA	14.89	NA	1.1
MW-3R	10/24/2000	NA	NA	NA	NA	NA	NA	NA	21.83	8.90	NA	12.93	NA	NA
MW-3R	01/19/2001	<50.0	<0.500	<0.500	<0.500	<0.500	79.2	NA	32.79	7.04	NA	25.75	NA	2.0
MW-3R	04/27/2001	NA	NA	NA	NA	NA	NA	NA	32.79	7.38	NA	25.41	NA	NA

WELL CONCENTRATIONS
Shell-branded Service Station
3420 San Pablo Avenue
Oakland, CA
Wic #204-5508-5306

Well ID	Date	TPPH (ug/L)	B (ug/L)	T (ug/L)	E (ug/L)	X (ug/L)	MTBE 8020 (ug/L)	MTBE 8260 (ug/L)	TOC (MSL)	Depth to Water (ft.)	Depth to SPH (ft.)	GW Elevation (MSL)	SPH Thickness (ft.)	DO Reading (ppm)
MW-3R	07/26/2001	97	<0.50	<0.50	<0.50	<0.50	NA	200	32.79	9.30	NA	23.49	NA	1.8
MW-3R	10/02/2001	NA	NA	NA	NA	NA	NA	NA	32.79	9.41	NA	23.38	NA	NA
MW-4	08/06/1991	1,300	28	18	68	150	NA	NA	20.31	10.57	NA	9.74	NA	NA
MW-4	10/23/1991	1,900	97	6.10	38	77	NA	NA	20.31	10.46	NA	9.85	NA	NA
MW-4	01/28/1992	200	7.60	<0.5	3	3.30	NA	NA	20.31	9.54	NA	10.77	NA	NA
MW-4	05/04/1992	690	98	3	13	<1	NA	NA	20.31	8.33	NA	11.98	NA	NA
MW-4	07/13/1992	1,500	140	2.90	17	12	NA	NA	20.31	9.87	NA	10.44	NA	NA
MW-4	10/12/1992	NA	NA	NA	NA	NA	NA	NA	20.31	12.43	NA	8.50	0.78	NA
MW-4	01/12/1993	NA	NA	NA	NA	NA	NA	NA	20.31	7.12	NA	13.99	1.00	NA
MW-4	04/06/1993	NA	NA	NA	NA	NA	NA	NA	20.31	7.23	NA	13.84	0.95	NA
MW-4	07/12/1993	NA	NA	NA	NA	NA	NA	NA	20.31	10.08	NA	10.25	0.03	NA
MW-4	10/13/1993	NA	NA	NA	NA	NA	NA	NA	20.31	11.35	NA	9.06	0.12	NA
MW-4	01/20/1994	NA	NA	NA	NA	NA	NA	NA	20.31	9.06	NA	11.26	0.02	NA
MW-4	04/13/1994	NA	NA	NA	NA	NA	NA	NA	20.31	8.58	NA	11.74	0.01	NA
MW-4	07/19/1994	12,000	230	43	230	660	NA	NA	20.31	9.71	NA	10.60	NA	NA
MW-4	10/27/1994	NA	NA	NA	NA	NA	NA	NA	20.31	10.60	NA	9.73	0.03	NA
MW-4	01/03/1995	NA	NA	NA	NA	NA	NA	NA	20.31	5.49	NA	14.83	0.01	NA
MW-4	04/13/1995	NA	NA	NA	NA	NA	NA	NA	20.31	6.53	NA	13.80	0.03	NA
MW-4	06/30/1995	7,400	140	<0.5	160	350	NA	NA	20.31	9.57	NA	10.74	NA	NA
MW-4	10/11/1995	3,000	29	10	100	82	9,700	NA	20.31	10.30	NA	10.01	NA	NA
MW-4	01/17/1996	9,700	190	<0.5	190	410	4,500	NA	20.31	6.68	NA	13.63	NA	NA
MW-4	04/10/1996	2,800	16	<0.5	22	50	6,100	NA	20.31	7.90	NA	12.41	NA	NA
MW-4	07/30/1996	1,600	68	<12	58	39	8,500	NA	20.31	8.73	NA	11.58	NA	2.8
MW-4	10/17/1996	4,800	120	<25	150	96	11,000	NA	20.31	7.63	NA	10.34	NA	2.8

WELL CONCENTRATIONS
Shell-branded Service Station
3420 San Pablo Avenue
Oakland, CA
Wic #204-5508-5306

Well ID	Date	TPPH (ug/L)	B (ug/L)	T (ug/L)	E (ug/L)	X (ug/L)	MTBE 8020 (ug/L)	MTBE 8260 (ug/L)	TOC (MSL)	Depth to Water (ft.)	Depth to SPH (ft.)	GW Elevation (MSL)	SPH Thickness (ft.)	DO Reading (ppm)
---------	------	----------------	-------------	-------------	-------------	-------------	------------------------	------------------------	--------------	----------------------------	--------------------------	--------------------------	---------------------------	------------------------

MW-4	01/22/1997	12,000	83	<20	170	240	4,300	NA	20.31	5.26	NA	15.05	NA	2.6
MW-4	04/01/1997	4,800	65	<5.0	81	93	3,200	NA	20.31	8.02	NA	12.29	NA	2.4
MW-4	07/14/1997	2,400	35	<10	30	20	6,000	NA	20.31	10.05	NA	10.26	NA	2.0
MW-4	10/08/1997	2,900	66	<20	<20	<20	7,300	NA	20.31	10.22	NA	10.09	NA	5.9
MW-4	01/19/1998	Inaccessible		NA	NA	NA	NA	NA	20.31	NA	NA	NA	NA	NA
MW-4	04/28/1998	Inaccessible		NA	NA	NA	NA	NA	20.31	NA	NA	NA	NA	NA
MW-4	09/30/1998	1,300	57	8.7	58	37	3,600	NA	20.92	9.31	NA	11.61	NA	2.9
MW-4	12/09/1998	3,500	130	<5.0	100	36	3,200	4,500	20.92	9.30	NA	11.62	NA	2.2
MW-4	01/18/1999	7,040	321	<25.0	273	<25.0	4,830	4,660	20.92	8.60	NA	12.32	NA	2.3
MW-4	04/12/1999	1,540	47.6	<10.0	24.4	<10.0	2,760	NA	20.92	6.25	NA	14.67	NA	1.9
MW-4	07/27/1999	3,570	214	<25.0	58.3	31.0	5,440	7,280*	20.92	9.33	NA	11.59	NA	1.9
MW-4	10/14/1999	3,920	157	<25.0	103	<25.0	6,550	8,990	20.92	9.93	NA	10.99	NA	1.7
MW-4	01/06/2000	5,030	247	7.2	169	37.7	6,860	7,400	20.92	9.31	NA	11.61	NA	1.7
MW-4	04/05/2000	1,870	120	<5.00	15.1	<5.00	4,400	2,890*	20.92	6.00	NA	14.92	NA	1.8
MW-4	07/20/2000	6,740	114	36.4	71.9	28.2	1,900	NA	20.92	6.10	NA	14.82	NA	2.1
MW-4	10/24/2000	2,120	108	8.28	12.5	<5.00	6,070	5,950	20.92	8.90	NA	12.02	NA	1.1
MW-4	01/19/2001	3,330	67.2	<5.00	7.18	<5.00	3,620	4,330	31.88	7.25	NA	24.63	NA	1.8
MW-4	04/27/2001	1,600	79	<10	<10	<10	NA	3,900	31.88	7.41	NA	24.47	NA	1.4
MW-4	07/26/2001	2,700	140	<20	24	<20	NA	4,700	31.88	8.20	NA	23.68	NA	1.8
MW-4	10/02/2001	4,600	170	<10	50	<10	NA	6,300	31.88	8.55	NA	23.33	NA	2.1

MW-5	08/06/1991	9,100	210	27	240	660	NA	NA	20.91	10.23	NA	10.68	NA	NA
MW-5	10/23/1991	12,000	92	18	230	450	NA	NA	20.91	10.89	NA	10.02	NA	NA
MW-5	01/28/1992	3,300	130	10	180	220	NA	NA	20.91	8.45	NA	12.46	NA	NA
MW-5	05/04/1992	3,900	95	<12.5	260	120	NA	NA	20.91	8.05	NA	12.86	NA	NA

WELL CONCENTRATIONS
Shell-branded Service Station
3420 San Pablo Avenue
Oakland, CA
Wic #204-5508-5306

Well ID	Date	TPPH (ug/L)	B (ug/L)	T (ug/L)	E (ug/L)	X (ug/L)	MTBE 8020 (ug/L)	MTBE 8260 (ug/L)	TOC (MSL)	Depth to Water (ft.)	Depth to SPH (ft.)	GW Elevation (MSL)	SPH Thickness (ft.)	DO Reading (ppm)
MW-5	07/13/1992	4,100	180	12	250	73	NA	NA	20.91	10.00	NA	10.91	NA	NA
MW-5	10/12/1992	NA	NA	NA	NA	NA	NA	NA	20.91	11.83	NA	9.09	0.01	NA
MW-5	01/12/1993	NA	NA	NA	NA	NA	NA	NA	20.91	6.10	NA	14.81	<0.01	NA
MW-5	04/06/1993	6,200	71	<0.5	53	150	NA	NA	20.91	6.18	NA	14.73	NA	NA
MW-5	07/12/1993	3,400	130	<0.5	170	130	NA	NA	20.91	9.59	NA	11.32	NA	NA
MW-5	10/13/1993	NA	NA	NA	NA	NA	NA	NA	20.91	10.80	NA	10.13	0.03	NA
MW-5	01/20/1994	NA	NA	NA	NA	NA	NA	NA	20.91	7.42	NA	13.49	0.01	NA
MW-5	04/13/1994	NA	NA	NA	NA	NA	NA	NA	20.91	7.05	NA	13.87	0.01	NA
MW-5	07/19/1994	11,000	180	13	180	260	NA	NA	20.91	8.57	NA	12.34	NA	NA
MW-5	10/27/1994	6,900	82	<5	210	1,110	NA	NA	20.91	10.14	NA	10.77	NA	NA
MW-5	01/03/1995	12,000	110	46	790	510	NA	NA	20.91	5.84	NA	15.07	NA	NA
MW-5	04/13/1995	10,000	61	<20	330	140	NA	NA	20.91	5.28	NA	15.63	NA	NA
MW-5	06/30/1995	12,000	180	8.60	440	340	NA	NA	20.91	7.43	NA	13.48	NA	NA
MW-5	10/11/1995	11,000	<50	<50	440	340	5,100	NA	20.91	8.90	NA	12.01	NA	NA
MW-5	01/17/1996	82,000	330	120	960	1,400	820	NA	20.91	6.40	NA	14.51	NA	NA
MW-5	04/10/1996	23,000	<50	<50	360	190	770	NA	20.91	5.70	NA	15.21	NA	NA
MW-5	07/30/1996	38,000	3,000	<100	1,100	2,600	560	NA	20.91	7.71	NA	13.20	NA	NA
MW-5	10/17/1996	13,000	36	<10	210	160	720	NA	20.91	9.04	NA	11.87	NA	1.4
MW-5	01/22/1997	20,000	63	<50	380	390	650	NA	20.91	4.85	NA	16.06	NA	1.6
MW-5	04/01/1997	16,000	110	<50	390	320	2,200	NA	20.91	6.54	NA	14.37	NA	1.4
MW-5	07/14/1997	15,000	70	<20	220	170	450	NA	20.91	8.54	NA	12.37	NA	1.8
MW-5	10/08/1997	9,100	27	11	170	57	530	NA	20.91	9.09	NA	11.82	NA	4.7
MW-5	01/19/1998	9,500	92	<50	200	77	1,100	NA	20.91	2.11	NA	18.80	NA	2.5
MW-5	04/28/1998	15,000	100	53	150	80	460	NA	20.91	4.90	NA	16.01	NA	2.2
MW-5	09/30/1998	11,000	120	<100	240	200	<500	NA	21.71	8.05	NA	13.66	NA	2.0

WELL CONCENTRATIONS
Shell-branded Service Station
3420 San Pablo Avenue
Oakland, CA
Wic #204-5508-5306

Well ID	Date	TPPH (ug/L)	B (ug/L)	T (ug/L)	E (ug/L)	X (ug/L)	MTBE 8020 (ug/L)	MTBE 8260 (ug/L)	TOC (MSL)	Depth to Water (ft.)	Depth to SPH (ft.)	GW Elevation (MSL)	SPH Thickness (ft.)	DO Reading (ppm)
---------	------	----------------	-------------	-------------	-------------	-------------	------------------------	------------------------	--------------	----------------------------	--------------------------	--------------------------	---------------------------	------------------------

MW-5	12/09/1998	45,000	<200	<200	240	240	<1,000	NA	21.71	8.62	NA	13.09	NA	4.7
MW-5	01/18/1999	9,120	13.8	<2.50	315	74.5	131	NA	21.71	6.75	NA	14.96	NA	2.1
MW-5	04/12/1999	16,200	80.9	<50.0	163	<50.0	8,310	NA	21.71	4.80	NA	16.91	NA	2.3
MW-5	07/27/1999	6,820	<5.00	<5.00	99.7	<5.00	216	NA	21.71	6.25	NA	15.46	NA	2.1
MW-5	10/14/1999	10,800	47.8	<12.5	313	23.1	232	NA	21.71	6.93	NA	14.78	NA	2.8
MW-5	01/06/2000	9,920	39.8	15.4	220	69.6	478	NA	21.71	7.52	NA	14.19	NA	2.9
MW-5	04/05/2000	8,370	68.3	20.1	40.2	<10.0	1,570	NA	21.71	5.31	NA	16.40	NA	0.4
MW-5	07/20/2000	15,500	60.5	181	104	108	460	NA	21.71	5.40	NA	16.31	NA	1.7
MW-5	10/24/2000	5,170	24.3	12.6	16.5	9.79	130	NA	21.71	5.59	NA	16.12	NA	1.3
MW-5	01/19/2001	4,000	<5.00	17.4	88.1	22.6	371	NA	32.67	5.05	NA	27.62	NA	1.0
MW-5	04/27/2001	3,100	<1.0	<1.0	2.6	1.3	NA	210	32.67	5.38	NA	27.29	NA	1.3
MW-5	07/26/2001	11,000	1.4	<1.0	13	2.2	NA	46	32.67	7.17	NA	25.50	NA	1.6
MW-5	10/02/2001	5,300	6.2	3.4	60	11	NA	<100	32.67	7.86	NA	24.81	NA	2.2

MW-6	08/06/1991	28,000	1,400	200	1,300	4,200	NA	NA	22.32	10.61	NA	11.71	NA	NA
MW-6	10/23/1991	53,000	1,400	230	1,800	6,700	NA	NA	22.32	11.68	NA	10.64	NA	NA
MW-6	01/28/1992	87,000	1,200	470	2,000	6,600	NA	NA	22.32	8.90	NA	13.42	NA	NA
MW-6	05/05/1992	230,000	<500	<500	3,200	11,000	NA	NA	22.32	8.01	NA	14.31	NA	NA
MW-6	07/13/1992	2,700,000	<2,500	3,500	14,000	36,000	NA	NA	22.32	10.77	NA	11.55	NA	NA
MW-6	10/12/1992	NA	NA	NA	NA	NA	NA	NA	22.32	8.68	NA	9.34	0.48	NA
MW-6	01/12/1993	NA	NA	NA	NA	NA	NA	NA	22.32	6.40	NA	15.92	<0.01	NA
MW-6	04/06/1993	320,000	2,500	14,000	980	14,000	NA	NA	22.32	5.93	NA	16.39	NA	NA
MW-6	07/12/1993	31,000	1,100	4,500	150	4,500	NA	NA	22.32	10.25	NA	12.07	NA	NA
MW-6	10/13/1993	NA	NA	NA	NA	NA	NA	NA	22.32	12.28	NA	10.20	0.20	NA
MW-6	01/20/1994	NA	NA	NA	NA	NA	NA	NA	22.32	9.14	NA	13.20	0.02	NA

WELL CONCENTRATIONS
Shell-branded Service Station
3420 San Pablo Avenue
Oakland, CA
Wic #204-5508-5306

Well ID	Date	TPPH (ug/L)	B (ug/L)	T (ug/L)	E (ug/L)	X (ug/L)	MTBE 8020 (ug/L)	MTBE 8260 (ug/L)	TOC (MSL)	Depth to Water (ft.)	Depth to SPH (ft.)	GW Elevation (MSL)	SPH Thickness (ft.)	DO Reading (ppm)
---------	------	----------------	-------------	-------------	-------------	-------------	------------------------	------------------------	--------------	----------------------------	--------------------------	--------------------------	---------------------------	------------------------

MW-6	04/13/1994	NA	NA	NA	NA	NA	NA	NA	22.32	7.67	NA	14.66	0.01	NA
MW-6	07/19/1994	NA	NA	NA	NA	NA	NA	NA	22.32	10.07	NA	12.31	0.07	NA
MW-6	10/27/1994	NA	NA	NA	NA	NA	NA	NA	22.32	11.84	NA	10.57	0.11	NA
MW-6	01/03/1995	NA	NA	NA	NA	NA	NA	NA	22.32	7.80	NA	14.54	0.02	NA
MW-6	04/13/1995	NA	NA	NA	NA	NA	NA	NA	22.32	5.77	NA	16.57	0.02	NA
MW-6	06/30/1995	1,100,000	6,600	6,100	12,000	29,000	NA	NA	22.32	7.78	NA	14.54	NA	NA
MW-6	10/11/1995	30,000	130	<50	1,400	4,200	710	NA	22.32	10.06	NA	12.26	NA	NA
MW-6	01/17/1996	450,000	510	1,400	2,700	11,000	630	NA	22.32	6.91	NA	15.41	NA	NA
MW-6	04/10/1996	22,000	47	<10	350	860	<50	NA	22.32	5.92	NA	16.40	NA	NA
MW-6	07/30/1996	38,000	3,000	<100	1,100	2,600	560	NA	22.32	8.97	NA	13.35	NA	NA
MW-6	10/17/1996	34,000	470	<100	1,300	3,900	<500	NA	22.32	9.87	NA	12.45	NA	1.0
MW-6	01/22/1997	26,000	<100	<100	600	1,700	<500	NA	22.32	4.43	NA	17.89	NA	1.3
MW-6	04/01/1997	30,000	96	33	840	2,600	190	NA	22.32	6.84	NA	15.48	NA	1.4
MW-6	07/14/1997	29,000	200	<100	690	2,000	<500	NA	22.32	10.30	NA	12.02	NA	2.3
MW-6	10/08/1997	55,000	500	110	640	1,500	900	NA	22.32	10.46	NA	11.86	NA	0.0
MW-6	12/05/1997	Abandoned												

MW-6R	04/06/1999	NA	NA	NA	NA	NA	NA	NA	22.19	12.13	NA	10.06	NA	NA
MW-6R	04/12/1999	26,100	1,750	68.5	2,160	4,450	765	NA	22.19	6.10	NA	16.09	NA	2.4
MW-6R	07/27/1999	25,600	1,190	30.5	1,810	3,030	163	NA	22.19	8.60	NA	13.59	NA	2.5
MW-6R	10/14/1999	21,400	999	<50.0	1,400	1,680	<500	NA	22.19	9.35	NA	12.84	NA	2.0
MW-6R	01/06/2000	17,800	1,440	<50.0	1,310	2,340	301	NA	22.19	9.18	NA	13.01	NA	2.1
MW-6R	04/05/2000	24,400	1,470	63.1	1,750	3,590	496	NA	22.19	6.26	NA	15.93	NA	0.4
MW-6R	07/20/2000	17,200	1,070	42.9	1,260	2,490	725	NA	22.19	6.79	NA	15.40	NA	2.6
MW-6R	10/24/2000	17,200	1,890	107	869	1,620	1,320	NA	22.19	7.40	NA	14.79	NA	1.1

WELL CONCENTRATIONS
Shell-branded Service Station
3420 San Pablo Avenue
Oakland, CA
Wic #204-5508-5306

Well ID	Date	TPPH (ug/L)	B (ug/L)	T (ug/L)	E (ug/L)	X (ug/L)	MTBE 8020 (ug/L)	MTBE 8260 (ug/L)	TOC (MSL)	Depth to Water (ft.)	Depth to SPH (ft.)	GW Elevation (MSL)	SPH Thickness (ft.)	DO Reading (ppm)
---------	------	----------------	-------------	-------------	-------------	-------------	------------------------	------------------------	--------------	----------------------------	--------------------------	--------------------------	---------------------------	------------------------

MW-6R	01/19/2001	15,000	1,120	40.2	1,240	2,230	1,670	NA	33.15	6.16	NA	26.99	NA	1.4
MW-6R	04/27/2001	25,000	1,300	24	1,300	2,400	NA	400	33.15	6.93	NA	26.22	NA	1.0
MW-6R	07/26/2001	31,000	1,500	31	1,800	3,000	NA	370	33.15	9.12	NA	24.03	NA	1.4
MW-6R	10/02/2001	28,000	1,100	28	1,800	2,800	NA	160	33.15	8.88	NA	24.27	NA	2.1

MW-7	08/06/1991	13,000	4,300	76	770	730	NA	NA	20.36	8.00	NA	12.36	NA	NA
MW-7	10/23/1991	18,000	3,200	31	660	770	NA	NA	20.36	8.16	NA	12.20	NA	NA
MW-7	01/28/1992	5,000	1,200	<10	220	54	NA	NA	20.36	7.11	NA	13.25	NA	NA
MW-7	05/05/1992	9,500	3,100	72	620	880	NA	NA	20.36	6.47	NA	13.89	NA	NA
MW-7	07/13/1992	20,000	4,200	130	1,600	1,100	NA	NA	20.36	7.73	NA	12.63	NA	NA
MW-7	10/12/1992	16,000	2,500	170	560	170	NA	NA	20.36	9.97	NA	11.68	NA	NA
MW-7	01/12/1993	15,000	2,300	<50	690	440	NA	NA	20.36	6.26	NA	14.10	NA	NA
MW-7	04/06/1993	26,000	5,400	<0.5	1,200	3,000	NA	NA	20.36	5.92	NA	14.44	NA	NA
MW-7	07/12/1993	10,000	3,000	100	510	530	NA	NA	20.36	7.27	NA	13.09	NA	NA
MW-7	10/13/1993	59,000	13,000	4,400	4,400	20,000	NA	NA	20.36	9.40	NA	10.96	NA	NA
MW-7	01/20/1994	NA	NA	NA	NA	NA	NA	NA	20.36	7.03	NA	13.37	0.05	NA
MW-7	04/13/1994	NA	NA	NA	NA	NA	NA	NA	20.36	6.56	NA	13.93	0.16	NA
MW-7	07/19/1994	NA	NA	NA	NA	NA	NA	NA	20.36	6.91	NA	13.61	0.20	NA
MW-7	10/27/1994	NA	NA	NA	NA	NA	NA	NA	20.36	8.28	NA	12.11	0.04	NA
MW-7	01/03/1995	NA	NA	NA	NA	NA	NA	NA	20.36	6.48	NA	13.90	0.02	NA
MW-7	04/13/1995	NA	NA	NA	NA	NA	NA	NA	20.36	6.54	NA	13.84	0.02	NA
MW-7	06/30/1995	900,000	11,000	8,500	14,000	52,000	NA	NA	20.36	7.08	NA	13.28	NA	NA
MW-7	10/11/1995	NA	NA	NA	NA	NA	NA	NA	20.36	7.88	NA	12.51	0.04	NA
MW-7	01/17/1996	NA	NA	NA	NA	NA	NA	NA	20.36	7.26	NA	13.13	0.04	NA
MW-7	04/10/1996	NA	NA	NA	NA	NA	NA	NA	20.36	6.98	NA	13.42	0.05	NA

WELL CONCENTRATIONS
Shell-branded Service Station
3420 San Pablo Avenue
Oakland, CA
Wic #204-5508-5306

Well ID	Date	TPPH (ug/L)	B (ug/L)	T (ug/L)	E (ug/L)	X (ug/L)	MTBE 8020 (ug/L)	MTBE 8260 (ug/L)	TOC (MSL)	Depth to Water (ft.)	Depth to SPH (ft.)	GW Elevation (MSL)	SPH Thickness (ft.)	DO Reading (ppm)
MW-7	07/30/1996	NA	NA	NA	NA	NA	NA	NA	20.36	7.34	NA	13.04	0.03	NA
MW-7	10/17/1996	NA	NA	NA	NA	NA	NA	NA	20.36	7.63	NA	12.75	0.02	NA
MW-7	01/22/1997	56,000	2,000	520	1,400	8,400	1,800	NA	20.36	6.46	NA	13.90	NA	0.5
MW-7	04/01/1997	66,000	3,600	460	2,400	10,000	2,300	NA	20.36	6.97	NA	13.39	NA	1.6
MW-7	07/14/1997	NA	NA	NA	NA	NA	NA	NA	20.36	8.90	NA	11.48	0.03	NA
MW-7	10/08/1997	68,000	3,200	470	2,400	9,700	3,300	NA	20.36	9.21	NA	11.15	0.01	2.1
MW-7	01/19/1998	44,000	1,800	220	1,700	7,800	1,600	NA	20.36	4.65	NA	15.71	NA	1.6
MW-7	04/28/1998	82,000	1,500	<500	1,200	8,900	<2,500	NA	20.36	6.53	NA	13.83	NA	1.3
MW-7	09/30/1998	41,000	2,300	290	2,200	7,000	1,400	NA	20.35	5.59	NA	14.76	NA	1.4
MW-7	12/09/1998	31,000	530	130	1,100	4,300	<500	NA	20.35	5.91	NA	14.44	NA	4.9
MW-7	01/18/1999	35,300	975	175	1,360	5,750	256	NA	20.35	5.02	NA	15.33	NA	1.2
MW-7	04/12/1999	43,300	728	161	1,820	6,190	<500	NA	20.35	4.57	NA	15.78	NA	1.3
MW-7	07/27/1999	36,600	863	68.3	1,540	4,370	593	NA	20.35	5.36	NA	14.99	NA	1.2
MW-7	10/14/1999	65,600	1,140	157	2,230	7,060	1,090	NA	20.35	5.87	NA	14.48	NA	1.8
MW-7	01/06/2000	57,100	1,060	142	1,540	5,980	634	NA	20.35	6.12	NA	14.23	NA	1.8
MW-7	04/05/2000	36,500	843	<100	1,460	4,220	1,140	NA	20.35	4.87	NA	15.48	NA	1.4
MW-7	07/20/2000	28,400	263	251	457	1,300	690	NA	20.35	5.01	NA	15.34	NA	1.7
MW-7	10/24/2000	33,500	464	<200	1,600	3,830	<1,000	NA	20.35	4.17	NA	16.18	NA	1.5
MW-7	01/19/2001	1,860,000	<2,000	<2,000	<2,000	5,790	<10,000	NA	31.31	5.18	NA	26.13	NA	1.2
MW-7	04/27/2001	31,000	150	20	1,400	3,000	NA	190	31.31	4.99	NA	26.32	NA	1.4
MW-7	07/26/2001	30,000	340	20	1,500	2,600	NA	380	31.31	6.20	NA	25.11	NA	1.1
MW-7	10/02/2001	38,000	480	9.0	970	2,600	NA	300	31.31	6.45	NA	24.86	NA	1.5
MW-8	08/06/1991	32,000	3,700	1,100	1,400	6,100	NA	NA	20.95	9.60	NA	11.35	NA	NA
MW-8	10/23/1991	63,000	4,800	1,300	1,300	6,900	NA	NA	20.95	9.73	NA	11.22	NA	NA

WELL CONCENTRATIONS
Shell-branded Service Station
3420 San Pablo Avenue
Oakland, CA
Wic #204-5508-5306

Well ID	Date	TPPH (ug/L)	B (ug/L)	T (ug/L)	E (ug/L)	X (ug/L)	MTBE 8020 (ug/L)	MTBE 8260 (ug/L)	TOC (MSL)	Depth to Water (ft.)	Depth to SPH (ft.)	GW Elevation (MSL)	SPH Thickness (ft.)	DO Reading (ppm)
MW-8	01/28/1992	32,000	1,900	750	1,400	6,300	NA	NA	20.95	7.72	NA	13.23	NA	NA
MW-8	05/05/1992	180,000	2,200	2,000	2,700	13,000	NA	NA	20.95	6.48	NA	14.47	NA	NA
MW-8	07/13/1992	56,000	4,500	1,500	2,700	9,100	NA	NA	20.95	8.55	NA	12.40	NA	NA
MW-8	10/12/1992	34,000	2,400	550	1,400	6,400	NA	NA	20.95	9.97	NA	10.98	NA	NA
MW-8	01/12/1993	110,000	2,100	1,200	2,400	12,000	NA	NA	20.95	6.94	NA	14.01	NA	NA
MW-8	04/06/1993	38,000	2,500	840	1,100	4,900	NA	NA	20.95	5.72	NA	15.23	NA	NA
MW-8	07/12/1993	27,000	2,800	990	1,200	5,300	NA	NA	20.95	7.65	NA	13.30	NA	NA
MW-8	10/13/1993	32,000	3,300	1,300	1,600	8,400	NA	NA	20.95	8.25	NA	12.70	NA	NA
MW-8	01/20/1994	78,000	1,900	670	1,300	6,600	NA	NA	20.95	7.25	NA	13.70	NA	NA
MW-8	04/13/1994	41,000	1,300	720	1,200	6,000	NA	NA	20.95	7.12	NA	13.83	NA	NA
MW-8	07/19/1994	140,000	1,800	1,400	2,000	9,000	NA	NA	20.95	7.43	NA	13.52	NA	NA
MW-8	10/27/1994	32,000	1,200	670	1,200	5,700	NA	NA	20.95	7.55	NA	13.40	NA	NA
MW-8	01/03/1995	38,000	1,000	700	1,500	7,500	NA	NA	20.95	6.04	NA	14.91	NA	NA
MW-8	04/13/1995	31,000	1,200	570	1,000	5,300	NA	NA	20.95	5.04	NA	15.91	NA	NA
MW-8	06/30/1995	110,000	2,000	1,500	2,000	9,700	NA	NA	20.95	5.72	NA	15.23	NA	NA
MW-8	10/11/1995	36,000	170	60	1,300	6,300	510	NA	20.95	7.06	NA	13.89	NA	NA
MW-8	01/17/1996	38,000	1,000	520	1,100	6,200	950	NA	20.95	5.84	NA	15.11	NA	NA
MW-8	04/10/1996	54,000	650	260	850	4,700	<250	NA	20.95	5.03	NA	15.92	NA	NA
MW-8	07/30/1996	33,000	780	330	830	4,200	1,700	NA	20.95	6.36	NA	14.59	NA	NA
MW-8	10/17/1996	35,000	750	300	1,100	5,000	1,200	NA	20.95	5.94	NA	15.01	NA	1.6
MW-8	01/22/1997	25,000	260	78	420	2,400	120	NA	20.95	5.93	NA	15.02	NA	1.8
MW-8	04/01/1997	22,000	680	180	550	2,500	260	NA	20.95	6.24	NA	14.71	NA	1.8
MW-8	07/14/1997	29,000	870	200	850	3,100	500	NA	20.95	8.59	NA	12.36	NA	1.4
MW-8	10/08/1997	27,000	1,000	190	960	3,000	170	NA	20.95	9.04	NA	11.91	NA	4.6
MW-8	01/19/1998	21,000	660	160	740	3,300	170	NA	20.95	3.34	NA	17.61	NA	2.2

WELL CONCENTRATIONS
Shell-branded Service Station
3420 San Pablo Avenue
Oakland, CA
Wic #204-5508-5306

Well ID	Date	TPPH (ug/L)	B (ug/L)	T (ug/L)	E (ug/L)	X (ug/L)	MTBE 8020 (ug/L)	MTBE 8260 (ug/L)	TOC (MSL)	Depth to Water (ft.)	Depth to SPH (ft.)	GW Elevation (MSL)	SPH Thickness (ft.)	DO Reading (ppm)
MW-8	04/28/1998	Inaccessible		NA	NA	NA	NA	NA	20.95	NA	NA	NA	NA	NA
MW-8	09/30/1998	19,000	370	230	880	3,800	410	NA	21.15	7.00	NA	14.15	NA	1.2
MW-8	12/09/1998	1,400	92	90	74	260	<250	NA	21.15	6.38	NA	14.77	NA	3.6
MW-8	01/18/1999	317	<0.500	<0.500	3.04	0.984	3.92	NA	21.15	1.85	NA	19.30	NA	2.0
MW-8	04/12/1999	8,300	35.6	24.4	144	466	<100	NA	21.15	3.65	NA	17.50	NA	1.6
MW-8	07/27/1999	12,700	<5.00	5.47	281	1,130	50.3	NA	21.15	5.00	NA	16.15	NA	1.4
MW-8	10/14/1999	11,900	86.7	16.9	210	469	<100	NA	21.15	5.95	NA	15.20	NA	1.2
MW-8	01/06/2000	5,930	65	12.4	106	129	203.0	NA	21.15	6.19	NA	14.96	NA	1.3
MW-8	04/05/2000	6,770	100	<50.0	61.3	150	322	NA	21.15	5.14	NA	16.01	NA	2.1
MW-8	07/20/2000	28,900	109	307	119	235	337	NA	21.15	5.21	NA	15.94	NA	2.1
MW-8	10/24/2000	8,620	99.0	12.8	152	366	225	NA	21.15	3.11	NA	18.04	NA	1.0
MW-8	01/19/2001	5,590	49.4	6.50	26.0	57.4	99.5	NA	32.11	5.35	NA	26.76	NA	1.8
MW-8	04/27/2001	3,800	<0.50	<0.50	14	31	NA	<5.0	32.11	4.58	NA	27.53	NA	0.7
MW-8	07/26/2001	4,400	0.88	0.59	7.0	14	NA	<5.0	32.11	5.83	NA	26.28	NA	0.9
MW-8	10/02/2001	1,800	9.8	<0.50	23	16	NA	<5.0	32.11	6.50	NA	25.61	NA	1.2
MW-9	08/06/1991	11,000	1,700	95	520	1,400	NA	NA	21.19	10.33	NA	10.86	NA	NA
MW-9	10/23/1991	20,000	1,000	47	<0.3	940	NA	NA	21.19	11.13	NA	10.06	NA	NA
MW-9	01/28/1992	3,500	120	<10	280	36	NA	NA	21.19	9.02	NA	12.17	NA	NA
MW-9	05/04/1992	7,700	1,200	<50	380	630	NA	NA	21.19	7.67	NA	13.52	NA	NA
MW-9	07/20/1992	11,000	910	<50	220	1,200	NA	NA	21.19	10.26	NA	10.93	NA	NA
MW-9	10/12/1992	2,100	340	15	77	44	NA	NA	21.19	12.19	NA	9.00	NA	NA
MW-9	01/12/1993	Inaccessible		NA	NA	NA	NA	NA	21.19	NA	NA	NA	NA	NA
MW-9	04/06/1993	Inaccessible		NA	NA	NA	NA	NA	21.19	NA	NA	NA	NA	NA
MW-9	07/12/1993	Inaccessible		NA	NA	NA	NA	NA	21.19	NA	NA	NA	NA	NA

WELL CONCENTRATIONS
Shell-branded Service Station
3420 San Pablo Avenue
Oakland, CA
Wic #204-5508-5306

Well ID	Date	TPPH (ug/L)	B (ug/L)	T (ug/L)	E (ug/L)	X (ug/L)	MTBE 8020 (ug/L)	MTBE 8260 (ug/L)	TOC (MSL)	Depth to Water (ft.)	Depth to SPH (ft.)	GW Elevation (MSL)	SPH Thickness (ft.)	DO Reading (ppm)
MW-9	10/13/1993	2,900	140	<5	<5	120	NA	NA	21.19	11.17	NA	10.02	NA	NA
MW-9	01/20/1994	1,700	380	6.90	150	400	NA	NA	21.19	8.03	NA	13.16	NA	NA
MW-9	04/13/1994	6,000	1,000	<20	450	420	NA	NA	21.19	7.81	NA	13.38	NA	NA
MW-9	07/19/1994	12,000	1,400	<5	740	1,200	NA	NA	21.19	8.96	NA	12.23	NA	NA
MW-9	10/27/1994	10,000	1,200	160	280	860	NA	NA	21.19	11.00	NA	10.19	NA	NA
MW-9	01/03/1995	4,400	680	7.70	180	370	NA	NA	21.19	6.60	NA	14.59	NA	NA
MW-9	04/13/1995	1,700	270	<10	69	170	NA	NA	21.19	6.73	NA	14.46	NA	NA
MW-9	06/30/1995	14,000	2,200	18	900	2,600	NA	NA	21.19	7.32	NA	13.87	NA	NA
MW-9	10/11/1995	9,600	35	12	360	980	590	NA	21.19	8.10	NA	13.09	NA	NA
MW-9	01/17/1996	2,800	150	7.41	54	130	170	NA	21.19	5.75	NA	15.44	NA	NA
MW-9	04/10/1996	5,200	290	<5	92	220	240	NA	21.19	5.17	NA	16.02	NA	NA
MW-9	07/30/1996	5,100	960	<10	380	770	670	NA	21.19	8.10	NA	13.09	NA	NA
MW-9	10/17/1996	15,000	2,100	<25	590	1,300	1,500	NA	21.19	9.12	NA	12.07	NA	2.4
MW-9	01/22/1997	5,600	690	<5.0	140	310	620	NA	21.19	4.72	NA	16.47	NA	2.2
MW-9	04/01/1997	4,000	590	<10	140	200	600	NA	21.19	6.86	NA	14.33	NA	2.2
MW-9	07/14/1997	7,100	860	<10	51	230	950	NA	21.19	10.04	NA	11.15	NA	3.8
MW-9	10/08/1997	1,500	57	<2.0	2.0	13	540	NA	21.19	11.38	NA	9.81	NA	8.2
MW-9	01/19/1998	2,500	280	<20	79	61	620	NA	21.19	3.88	NA	17.31	NA	1.4
MW-9	04/28/1998	2,200	330	<20	91	110	640	NA	21.19	5.87	NA	15.32	NA	1.6
MW-9	09/30/1998	2,800	490	<5.0	87	240	1,200	NA	21.19	8.25	NA	12.94	NA	4.0
MW-9	12/09/1998	3,700	370	<5.0	83	130	1,100	NA	21.19	8.07	NA	13.12	NA	2.9
MW-9	01/18/1999	9,670	1,110	<5.00	442	571	786	NA	21.19	7.54	NA	13.65	NA	3.2
MW-9	04/12/1999	3,140	272	<10.0	41.6	114	542	NA	21.19	5.60	NA	15.59	NA	1.7
MW-9	07/27/1999	3,580	247	<1.00	67.7	137	432	NA	21.19	7.30	NA	13.89	NA	1.6
MW-9	10/14/1999	3,200	199	<10.0	74.1	88.9	468	NA	21.19	7.26	NA	13.93	NA	1.4

WELL CONCENTRATIONS
Shell-branded Service Station
3420 San Pablo Avenue
Oakland, CA
Wic #204-5508-5306

Well ID	Date	TPPH (ug/L)	B (ug/L)	T (ug/L)	E (ug/L)	X (ug/L)	MTBE 8020 (ug/L)	MTBE 8260 (ug/L)	TOC (MSL)	Depth to Water (ft.)	Depth to SPH (ft.)	GW Elevation (MSL)	SPH Thickness (ft.)	DO Reading (ppm)
---------	------	-------------	----------	----------	----------	----------	------------------	------------------	-----------	----------------------	--------------------	--------------------	---------------------	------------------

MW-9	01/06/2000	<50.0	<0.500	<0.500	<0.500	<2.50	NA	NA	21.19	8.31	NA	12.88	NA	1.5
MW-9	04/05/2000	2,790	156	<5.00	39.1	57.8	399	NA	21.19	5.40	NA	15.79	NA	0.9
MW-9	07/20/2000	5,530	283	14.9	379	728	92.7	NA	21.19	5.70	NA	15.49	NA	2.1
MW-9	10/24/2000	3,090	110	<5.00	46.4	63.3	362	NA	21.19	5.90	NA	15.29	NA	1.0
MW-9	01/19/2001	6,060	180	<5.00	181	164	231	NA	32.15	5.39	NA	26.76	NA	1.2
MW-9	04/27/2001	2,700	56	<0.50	26	46	NA	150	32.15	5.38	NA	26.77	NA	1.2
MW-9	07/26/2001	4,200	50	<0.50	28	53	NA	180	32.15	6.45	NA	25.70	NA	1.0
MW-9	10/02/2001	11,000	150	<2.0	120	140	NA	180	32.15	6.10	NA	26.05	NA	1.4

MW-10	10/23/1991	27,000	1,600	110	1,800	510	NA	NA	19.74	8.57	NA	11.17	NA	NA
MW-10	01/28/1992	3,800	360	14	170	39	NA	NA	19.74	7.60	NA	12.14	NA	NA
MW-10	05/04/1992	3,000	360	<12.5	140	26	NA	NA	19.74	7.54	NA	12.20	NA	NA
MW-10	07/20/1992	15,000	400	<25	180	67	NA	NA	19.74	8.59	NA	11.15	NA	NA
MW-10	10/12/1992	16,000	320	<50	360	100	NA	NA	19.74	10.23	NA	9.51	NA	NA
MW-10	01/12/1993	Inaccessible		NA	NA	NA	NA	NA	19.74	NA	NA	NA	NA	NA
MW-10	04/06/1993	14,000	370	<0.5	880	210	NA	NA	19.74	6.70	NA	13.04	NA	NA
MW-10	07/12/1993	10,000	440	58	890	220	NA	NA	19.74	8.05	NA	11.69	NA	NA
MW-10	10/13/1993	15,000	1,000	51	810	170	NA	NA	19.74	8.25	NA	11.49	NA	NA
MW-10	01/20/1994	12,000	820	56	1,100	350	NA	NA	19.74	7.20	NA	12.54	NA	NA
MW-10	04/13/1994	18,000	760	36	700	130	NA	NA	19.74	7.57	NA	12.17	NA	NA
MW-10	07/19/1994	24,000	400	2.30	800	22	NA	NA	19.74	8.18	NA	11.56	NA	NA
MW-10	10/27/1994	11,000	360	43	310	89	NA	NA	19.74	8.68	NA	11.06	NA	NA
MW-10	01/03/1995	17,000	770	38	690	160	NA	NA	19.74	6.86	NA	12.88	NA	NA
MW-10	04/13/1995	9,900	650	16	280	40	NA	NA	19.74	6.91	NA	12.83	NA	NA
MW-10	06/30/1995	12,000	750	20	480	130	NA	NA	19.74	7.61	NA	12.13	NA	NA

WELL CONCENTRATIONS
Shell-branded Service Station
3420 San Pablo Avenue
Oakland, CA
Wic #204-5508-5306

Well ID	Date	TPPH (ug/L)	B (ug/L)	T (ug/L)	E (ug/L)	X (ug/L)	MTBE 8020 (ug/L)	MTBE 8260 (ug/L)	TOC (MSL)	Depth to Water (ft.)	Depth to SPH (ft.)	GW Elevation (MSL)	SPH Thickness (ft.)	DO Reading (ppm)
MW-10	01/17/1996	17,000	870	260	93	830	NA	NA	19.74	7.00	NA	12.74	NA	NA
MW-10	04/10/1996	14,000	470	38	110	370	NA	NA	19.74	6.80	NA	NA	NA	NA
MW-10	07/30/1996	NA	NA	NA	NA	NA	NA	NA	19.74	NA	NA	NA	NA	NA
MW-10	10/17/1996	NA	NA	NA	NA	NA	NA	NA	19.74	NA	NA	NA	NA	NA
MW-10	01/22/1997	10,000	520	<20	64	32	180	NA	19.74	6.68	NA	13.06	NA	3.1
MW-10	04/01/1997	11,000	590	<20	53	32	210	NA	19.74	7.34	NA	12.40	NA	2.8
MW-10	07/14/1997	6,600	410	13	28	11	89	NA	19.74	8.10	NA	11.64	NA	1.4
MW-10	10/08/1997	7,600	220	13	65	22	190	NA	19.74	8.20	NA	11.54	NA	6.4
MW-10	01/19/1998	Inaccessible		NA	NA	NA	NA	NA	19.74	NA	NA	NA	NA	NA
MW-10	04/28/1998	Inaccessible		NA	NA	NA	NA	NA	19.74	NA	NA	NA	NA	NA
MW-10	09/30/1998	Inaccessible		NA	NA	NA	NA	NA	19.76	8.11	NA	11.65	NA	NA
MW-10	12/09/1998	28,000	150	<100	240	160	<500	NA	19.76	8.21	NA	11.55	NA	2.7
MW-10	01/18/1999	Inaccessible		NA	NA	NA	NA	NA	19.76	NA	NA	NA	NA	NA
MW-10	04/12/1999	8,320	71.2	27.4	138	456	<100	NA	19.76	5.96	NA	13.80	NA	1.8
MW-10	07/27/1999	Inaccessible		NA	NA	NA	NA	NA	19.76	NA	NA	NA	NA	NA
MW-10	10/14/1999	Inaccessible		NA	NA	NA	NA	NA	19.76	NA	NA	NA	NA	NA
MW-10	01/06/2000	Inaccessible		NA	NA	NA	NA	NA	19.76	NA	NA	NA	NA	NA
MW-10	02/01/2000	4880	40.2	5.27	27.0	8.42	75.5	23.9	19.76	6.43	NA	13.33	NA	1.6
MW-10	04/05/2000	4,950	97.6	6.72	20.2	5.39	104	NA	19.76	7.00	NA	12.76	NA	1.7
MW-10	07/20/2000	2,800	166	191	27.6	88.7	81.5	NA	19.76	7.03	NA	12.73	NA	1.0
MW-10	10/24/2000	5,070	79.6	46.6	34.2	11.7	242	NA	19.76	7.96	NA	11.80	NA	1.9
MW-10	01/19/2001	Inaccessible		NA	NA	NA	NA	NA	19.76	NA	NA	NA	NA	NA
MW-10	01/30/2001	6,920	362	14.2	22.7	<10.0	138	NA	30.75	7.32	NA	23.43	NA	2.2
MW-10	04/27/2001	12,000	35	<2.5	37	6.5	NA	51	30.75	8.28	NA	22.47	NA	1.2
MW-10	07/26/2001	Inaccessible		NA	NA	NA	NA	NA	30.75	NA	NA	NA	NA	NA

WELL CONCENTRATIONS
Shell-branded Service Station
3420 San Pablo Avenue
Oakland, CA
Wic #204-5508-5306

Well ID	Date	TPPH (ug/L)	B (ug/L)	T (ug/L)	E (ug/L)	X (ug/L)	MTBE 8020 (ug/L)	MTBE 8260 (ug/L)	TOC (MSL)	Depth to Water (ft.)	Depth to SPH (ft.)	GW Elevation (MSL)	SPH Thickness (ft.)	DO Reading (ppm)
---------	------	----------------	-------------	-------------	-------------	-------------	------------------------	------------------------	--------------	----------------------------	--------------------------	--------------------------	---------------------------	------------------------

MW-10	10/02/2001	Inaccessible		NA	NA	NA	NA	NA	30.75	NA	NA	NA	NA	NA
MW-10	10/23/2001	470	3.5	<0.50	<0.50	<0.50	NA	<5.0	30.75	7.02	NA	23.73	NA	1.8

MW-11	10/23/1991	140	<12	<0.3	0.37	0.56	NA	NA	22.06	8.06	NA	8.06	NA	NA
MW-11	01/28/1992	<50	<0.5	<0.5	<0.5	<0.5	NA	NA	22.06	8.74	NA	3.32	NA	NA
MW-11	05/04/1992	<50	<0.5	<0.5	<0.5	<0.5	NA	NA	22.06	8.29	NA	13.77	NA	NA
MW-11	07/13/1992	140	<0.5	<0.5	<0.5	<0.5	NA	NA	22.06	10.50	NA	11.56	NA	NA
MW-11	10/12/1992	75	<0.5	<0.5	<0.5	<0.5	NA	NA	22.06	12.40	NA	9.66	NA	NA
MW-11	01/12/1993	Inaccessible		NA	NA	NA	NA	NA	22.06	NA	NA	NA	NA	NA
MW-11	04/06/1993	Inaccessible		NA	NA	NA	NA	NA	22.06	NA	NA	NA	NA	NA
MW-11	07/12/1993	Inaccessible		NA	NA	NA	NA	NA	22.06	NA	NA	NA	NA	NA
MW-11	10/13/1993	<50	<0.5	<0.5	<0.5	<0.5	NA	NA	22.06	11.47	NA	10.59	NA	NA
MW-11	01/20/1994	<50	<0.5	<0.5	<0.5	<0.5	NA	NA	22.06	9.09	NA	12.97	NA	NA
MW-11	04/13/1994	<50	<0.5	<0.5	<0.5	<0.5	NA	NA	22.06	8.02	NA	14.04	NA	NA
MW-11	07/19/1994	50	<0.5	<0.5	<0.5	<0.5	NA	NA	22.06	9.82	NA	12.24	NA	NA
MW-11	10/27/1994	60*	<0.5	<0.5	<0.5	<0.5	NA	NA	22.06	11.66	NA	10.40	NA	NA
MW-11	01/03/1995	<50	<0.5	<0.5	<0.5	<0.5	NA	NA	22.06	6.15	NA	15.91	NA	NA
MW-11	04/13/1995	<50	<0.5	<0.5	<0.5	<0.5	NA	NA	22.06	6.00	NA	16.06	NA	NA
MW-11	06/30/1995	70	<0.5	<0.5	<0.5	<0.5	NA	NA	22.06	8.31	NA	13.75	NA	NA
MW-11	10/11/1995	60	53	<0.5	<0.5	0.80	3.0	NA	22.06	10.30	NA	11.76	NA	NA
MW-11	01/17/1996	<50	<0.5	<0.5	<0.5	<0.5	<2	NA	22.06	6.45	NA	15.61	NA	NA
MW-11	04/10/1996	<50	<0.5	<0.5	<0.5	<0.5	3.9	NA	22.06	6.05	NA	16.01	NA	NA
MW-11	07/30/1996	<50	<0.5	<0.5	<0.5	<0.5	<2.5	NA	22.06	8.92	NA	13.14	NA	NA
MW-11	10/17/1996	3,000	28	23	29	210	76	NA	22.06	9.24	NA	12.82	NA	NA
MW-11	01/22/1997	<50	<0.5	<0.5	<0.5	<0.5	<2.5	NA	22.06	5.12	NA	16.94	NA	3.7

WELL CONCENTRATIONS
Shell-branded Service Station
3420 San Pablo Avenue
Oakland, CA
Wic #204-5508-5306

Well ID	Date	TPPH (ug/L)	B (ug/L)	T (ug/L)	E (ug/L)	X (ug/L)	MTBE 8020 (ug/L)	MTBE 8260 (ug/L)	TOC (MSL)	Depth to Water (ft.)	Depth to SPH (ft.)	GW Elevation (MSL)	SPH Thickness (ft.)	DO Reading (ppm)
MW-11	04/01/1997	<50	<0.50	<0.50	<0.50	<0.50	<2.5	NA	22.06	7.41	NA	14.65	NA	2.8
MW-11	07/14/1997	<50	<0.50	<0.50	<0.50	<0.50	<2.5	NA	22.06	9.74	NA	12.32	NA	1.9
MW-11	10/08/1997	<50	<0.50	<0.50	<0.50	<0.50	<2.5	NA	22.06	10.23	NA	11.83	NA	2.4
MW-11	01/19/1998	<50	<0.50	<0.50	<0.50	<0.50	<2.5	NA	22.06	3.69	NA	18.37	NA	3.2
MW-11	04/28/1998	<50	<0.50	<0.50	<0.50	<0.50	<2.5	NA	22.06	5.83	NA	16.23	NA	3.0
MW-11	09/30/1998	Inaccessible		NA	NA	NA	NA	NA	22.06	NA	NA	NA	NA	NA
MW-11	12/09/1998	Inaccessible		NA	NA	NA	NA	NA	22.06	NA	NA	NA	NA	NA
MW-11	01/18/1999	Inaccessible		NA	NA	NA	NA	NA	22.06	NA	NA	NA	NA	NA
MW-11	04/12/1999	Inaccessible		NA	NA	NA	NA	NA	22.06	NA	NA	NA	NA	NA
MW-11	04/26/1999	63	<0.50	<0.50	<0.50	<0.50	<2.5	NA	22.06	5.80	NA	16.26	NA	3.6
MW-11	07/27/1999	<50.0	<0.500	<0.500	<0.500	<0.500	6.02	NA	22.06	8.30	NA	13.76	NA	2.0
MW-11	10/14/1999	<50.0	<0.500	<0.500	<0.500	<0.500	<5.00	NA	22.06	8.99	NA	13.07	NA	2.4
MW-11	01/06/2000	<50.0	<0.500	<0.500	<0.500	<0.500	<2.50	NA	22.06	9.93	NA	12.13	NA	2.9
MW-11	04/05/2000	<50.0	<0.500	<0.500	<0.500	<0.500	3.53	NA	22.06	5.90	NA	16.16	NA	1.8
MW-11	07/20/2000	<50.0	<0.500	<0.500	<0.500	<0.500	<2.50	NA	22.06	6.13	NA	15.93	NA	1.7
MW-11	10/24/2000	NA	NA	NA	NA	NA	NA	NA	22.06	7.45	NA	14.61	NA	NA
MW-11	01/19/2001	<50.0	<0.500	<0.500	<0.500	<0.500	4.29	NA	32.99	5.95	NA	27.04	NA	1.6
MW-11	04/27/2001	NA	NA	NA	NA	NA	NA	NA	32.99	6.12	NA	26.87	NA	NA
MW-11	07/26/2001	<50	<0.50	<0.50	<0.50	<0.50	NA	<5.0	32.99	7.65	NA	25.34	NA	2.1
MW-11	10/02/2001	NA	NA	NA	NA	NA	NA	NA	32.99	6.17	NA	26.82	NA	NA

WELL CONCENTRATIONS
Shell-branded Service Station
3420 San Pablo Avenue
Oakland, CA
Wic #204-5508-5306

Well ID	Date	TPPH (ug/L)	B (ug/L)	T (ug/L)	E (ug/L)	X (ug/L)	MTBE 8020 (ug/L)	MTBE 8260 (ug/L)	TOC (MSL)	Depth to Water (ft.)	Depth to SPH (ft.)	GW Elevation (MSL)	SPH Thickness (ft.)	DO Reading (ppm)
---------	------	----------------	-------------	-------------	-------------	-------------	------------------------	------------------------	--------------	----------------------------	--------------------------	--------------------------	---------------------------	------------------------

Abbreviations:

TPPH = Total petroleum hydrocarbons as gasoline by modified EPA Method 8260B; prior to April 27, 2001 analyzed by EPA Method 8015.

BTEX = benzene, toluene, ethylbenzene, xylenes by EPA Method 8260B; prior to April 27, 2001, analyzed by EPA Method 8020.

MTBE = methyl-tertiary-butyl ether

TOC = Top of Casing Elevation

SPH = Separate-Phase Hydrocarbons

GW = Groundwater

DO = Dissolved Oxygen

ug/L = parts per billion

ppm = parts per million

msl = Mean sea level

ft = Feet

<n = Below detection limit

(D) = Duplicate sample

NA = Not applicable

Notes:

a = Chromatogram pattern indicates an unidentified hydrocarbon.

b = MTBE could not be quantified due to co-eluting compounds.

* = This sample was analyzed outside the EPA recommended holding time.

Resurvey of wells was performed on August 28, 1998 by Virgil Chavez Land Surveying.

All wells except MW-11 surveyed February 26, 2001 by Virgil Chavez Land Surveying of Vallejo, California.



Report Number : 22691

Date : 10/17/2001

Nick Sudano
Blaine Tech Services
1680 Rogers Avenue
San Jose, CA 95112-1105

Subject : 8 Water Samples
Project Name : 3420 San Pablo Ave., Oakland
Project Number : 011002-C1
P.O. Number : 98995748

Dear Mr. Sudano,

Chemical analysis of the samples referenced above has been completed. Summaries of the data are contained on the following pages. Sample(s) were received under documented chain-of-custody. US EPA protocols for sample storage and preservation were followed.

Kiff Analytical is certified by the State of California (# 2236). If you have any questions regarding procedures or results, please call me at 530-297-4800.

Sincerely,



Joel Kiff



Report Number : 22691

Date : 10/17/2001

Project Name : 3420 San Pablo Ave., Oakland

Project Number : 011002-C1

Sample : MW-1

Matrix : Water

Lab Number : 22691-01

Sample Date :10/2/2001

Parameter	Measured Value	Method Reporting Limit	Units	Analysis Method	Date Analyzed
Benzene	54	2.0	ug/L	EPA 8260B	10/12/2001
Toluene	< 2.0	2.0	ug/L	EPA 8260B	10/14/2001
Ethylbenzene	7.8	2.0	ug/L	EPA 8260B	10/12/2001
Total Xylenes	14	2.0	ug/L	EPA 8260B	10/12/2001
Methyl-t-butyl ether (MTBE)	890	2.0	ug/L	EPA 8260B	10/12/2001
Diisopropyl ether (DIPE)	< 2.0	2.0	ug/L	EPA 8260B	10/12/2001
Ethyl-t-butyl ether (ETBE)	< 2.0	2.0	ug/L	EPA 8260B	10/12/2001
Tert-amyl methyl ether (TAME)	< 2.0	2.0	ug/L	EPA 8260B	10/12/2001
Tert-Butanol	450	50	ug/L	EPA 8260B	10/12/2001
Ethanol	< 500	500	ug/L	EPA 8260B	10/12/2001
TPH as Gasoline	1900	200	ug/L	EPA 8260B	10/14/2001
<i>Toluene - d8 (Surr)</i>	99.9		% Recovery	EPA 8260B	10/12/2001
<i>4-Bromofluorobenzene (Surr)</i>	103		% Recovery	EPA 8260B	10/12/2001

Approved By:  Joel Kiff



Report Number : 22691

Date : 10/17/2001

Project Name : 3420 San Pablo Ave., Oakland

Project Number : 011002-C1

Sample : MW-2

Matrix : Water

Lab Number : 22691-02

Sample Date :10/2/2001

Parameter	Measured Value	Method Reporting Limit	Units	Analysis Method	Date Analyzed
Benzene	4200	20	ug/L	EPA 8260B	10/12/2001
Toluene	64	20	ug/L	EPA 8260B	10/12/2001
Ethylbenzene	2400	20	ug/L	EPA 8260B	10/12/2001
Total Xylenes	2700	20	ug/L	EPA 8260B	10/12/2001
Methyl-t-butyl ether (MTBE)	< 200	200	ug/L	EPA 8260B	10/13/2001
TPH as Gasoline	36000	2000	ug/L	EPA 8260B	10/12/2001
Toluene - d8 (Surr)	96.1		% Recovery	EPA 8260B	10/12/2001
4-Bromofluorobenzene (Surr)	98.3		% Recovery	EPA 8260B	10/12/2001

Approved By:  Joel Kiff



Report Number : 22691

Date : 10/17/2001

Project Name : 3420 San Pablo Ave., Oakland

Project Number : 011002-C1

Sample : MW-4

Matrix : Water

Lab Number : 22691-03

Sample Date :10/2/2001

Parameter	Measured Value	Method Reporting Limit	Units	Analysis Method	Date Analyzed
Benzene	170	10	ug/L	EPA 8260B	10/12/2001
Toluene	< 10	10	ug/L	EPA 8260B	10/14/2001
Ethylbenzene	50	10	ug/L	EPA 8260B	10/12/2001
Total Xylenes	< 10	10	ug/L	EPA 8260B	10/12/2001
Methyl-t-butyl ether (MTBE)	6300	10	ug/L	EPA 8260B	10/12/2001
Diisopropyl ether (DIPE)	< 10	10	ug/L	EPA 8260B	10/12/2001
Ethyl-t-butyl ether (ETBE)	< 10	10	ug/L	EPA 8260B	10/12/2001
Tert-amyl methyl ether (TAME)	< 10	10	ug/L	EPA 8260B	10/12/2001
Tert-Butanol	2600	100	ug/L	EPA 8260B	10/12/2001
Ethanol	< 500	500	ug/L	EPA 8260B	10/12/2001
TPH as Gasoline	4600	1000	ug/L	EPA 8260B	10/12/2001
Toluene - d8 (Surr)	100		% Recovery	EPA 8260B	10/12/2001
4-Bromofluorobenzene (Surr)	104		% Recovery	EPA 8260B	10/12/2001

Approved By:  Joel Kiff



Report Number : 22691

Date : 10/17/2001

Project Name : 3420 San Pablo Ave., Oakland

Project Number : 011002-C1

Sample : MW-5

Matrix : Water

Lab Number : 22691-04

Sample Date :10/2/2001

Parameter	Measured Value	Method Reporting Limit	Units	Analysis Method	Date Analyzed
Benzene	6.2	2.0	ug/L	EPA 8260B	10/12/2001
Toluene	3.4	2.0	ug/L	EPA 8260B	10/12/2001
Ethylbenzene	60	2.0	ug/L	EPA 8260B	10/12/2001
Total Xylenes	11	2.0	ug/L	EPA 8260B	10/12/2001
Methyl-t-butyl ether (MTBE)	< 100	100	ug/L	EPA 8260B	10/13/2001
TPH as Gasoline	5300	1000	ug/L	EPA 8260B	10/13/2001
Toluene - d8 (Surr)	119		% Recovery	EPA 8260B	10/12/2001
4-Bromofluorobenzene (Surr)	77.4		% Recovery	EPA 8260B	10/12/2001

Approved By:  Joel Kiff



Report Number : 22691

Date : 10/17/2001

Project Name : 3420 San Pablo Ave., Oakland

Project Number : 011002-C1

Sample : MW-6R

Matrix : Water

Lab Number : 22691-05

Sample Date :10/2/2001

Parameter	Measured Value	Method Reporting Limit	Units	Analysis Method	Date Analyzed
Benzene	1100	10	ug/L	EPA 8260B	10/12/2001
Toluene	28	10	ug/L	EPA 8260B	10/12/2001
Ethylbenzene	1800	10	ug/L	EPA 8260B	10/12/2001
Total Xylenes	2800	10	ug/L	EPA 8260B	10/12/2001
Methyl-t-butyl ether (MTBE)	160	100	ug/L	EPA 8260B	10/12/2001
TPH as Gasoline	28000	1000	ug/L	EPA 8260B	10/12/2001
Toluene - d8 (Surr)	99.8		% Recovery	EPA 8260B	10/12/2001
4-Bromofluorobenzene (Surr)	102		% Recovery	EPA 8260B	10/12/2001

Approved By:  Joel Kiff



Report Number : 22691

Date : 10/17/2001

Project Name : 3420 San Pablo Ave., Oakland

Project Number : 011002-C1

Sample : MW-7

Matrix : Water

Lab Number : 22691-06

Sample Date :10/2/2001

Parameter	Measured Value	Method Reporting Limit	Units	Analysis Method	Date Analyzed
Benzene	480	5.0	ug/L	EPA 8260B	10/14/2001
Toluene	9.0	5.0	ug/L	EPA 8260B	10/14/2001
Ethylbenzene	970	5.0	ug/L	EPA 8260B	10/14/2001
Total Xylenes	2600	5.0	ug/L	EPA 8260B	10/14/2001
Methyl-t-butyl ether (MTBE)	300	50	ug/L	EPA 8260B	10/14/2001
TPH as Gasoline	38000	500	ug/L	EPA 8260B	10/14/2001
Toluene - d8 (Surr)	101		% Recovery	EPA 8260B	10/14/2001
4-Bromofluorobenzene (Surr)	101		% Recovery	EPA 8260B	10/14/2001

Approved By:  Joel Kiff



Report Number : 22691

Date : 10/17/2001

Project Name : 3420 San Pablo Ave., Oakland

Project Number : 011002-C1

Sample : MW-8

Matrix : Water

Lab Number : 22691-07

Sample Date :10/2/2001

Parameter	Measured Value	Method Reporting Limit	Units	Analysis Method	Date Analyzed
Benzene	9.8	0.50	ug/L	EPA 8260B	10/9/2001
Toluene	< 0.50	0.50	ug/L	EPA 8260B	10/9/2001
Ethylbenzene	23	0.50	ug/L	EPA 8260B	10/9/2001
Total Xylenes	16	0.50	ug/L	EPA 8260B	10/9/2001
Methyl-t-butyl ether (MTBE)	< 5.0	5.0	ug/L	EPA 8260B	10/9/2001
TPH as Gasoline	1800	50	ug/L	EPA 8260B	10/9/2001
Toluene - d8 (Surr)	99.2		% Recovery	EPA 8260B	10/9/2001
4-Bromofluorobenzene (Surr)	106		% Recovery	EPA 8260B	10/9/2001

Approved By:  Joel Kiff



Report Number : 22691

Date : 10/17/2001

Project Name : 3420 San Pablo Ave., Oakland

Project Number : 011002-C1

Sample : MW-9

Matrix : Water

Lab Number : 22691-08

Sample Date :10/2/2001

Parameter	Measured Value	Method Reporting Limit	Units	Analysis Method	Date Analyzed
Benzene	150	2.0	ug/L	EPA 8260B	10/14/2001
Toluene	< 2.0	2.0	ug/L	EPA 8260B	10/14/2001
Ethylbenzene	120	2.0	ug/L	EPA 8260B	10/14/2001
Total Xylenes	140	2.0	ug/L	EPA 8260B	10/14/2001
Methyl-t-butyl ether (MTBE)	180	20	ug/L	EPA 8260B	10/14/2001
TPH as Gasoline	11000	200	ug/L	EPA 8260B	10/14/2001
Toluene - d8 (Surr)	97.7		% Recovery	EPA 8260B	10/14/2001
4-Bromofluorobenzene (Surr)	94.4		% Recovery	EPA 8260B	10/14/2001

Approved By:  Joel Kiff

Report Number : 22691

Date : 10/17/2001

Project Name : **3420 San Pablo Ave.,**

Project Number : **011002-C1**

22691 Quality Control Data - Method Blank

Parameter	Measured Value	Method Reporting Limit	Units	Analysis Method	Date Analyzed
Benzene	< 0.50	0.50	ug/L	EPA 8260B	10/9/2001
Toluene	< 0.50	0.50	ug/L	EPA 8260B	10/9/2001
Ethylbenzene	< 0.50	0.50	ug/L	EPA 8260B	10/9/2001
Total Xylenes	< 0.50	0.50	ug/L	EPA 8260B	10/9/2001
Methyl-t-butyl ether (MTBE)	< 0.50	0.50	ug/L	EPA 8260B	10/9/2001
Diisopropyl ether (DIPE)	< 2.0	2.0	ug/L	EPA 8260B	10/9/2001
Ethyl-t-butyl ether (ETBE)	< 2.0	2.0	ug/L	EPA 8260B	10/9/2001
Tert-amyl methyl ether (TAME)	< 2.0	2.0	ug/L	EPA 8260B	10/9/2001
Tert-Butanol	< 50	50	ug/L	EPA 8260B	10/9/2001
Methanol	< 50	50	ug/L	EPA 8260B	10/9/2001
Ethanol	< 500	500	ug/L	EPA 8260B	10/9/2001
TPH as Gasoline	< 50	50	ug/L	EPA 8260B	10/9/2001
Toluene - d8 (Surr)	100		% Recovery	EPA 8260B	10/9/2001
4-Bromofluorobenzene (Surr)	103		% Recovery	EPA 8260B	10/9/2001

Approved By:  Joel Kiff

Report Number : 22691

Date : 10/17/2001

QC Report : Matrix Spike/ Matrix Spike Duplicate

Project Name : 3420 San Pablo Ave.,

Project Number : 011002-C1

Parameter	Spiked Sample	Sample Value	Spike Level	Spike Dup. Level	Spiked Sample Value	Duplicate Spiked Sample Value	Units	Analysis Method	Date Analyzed	Spiked Sample Percent Recov.	Duplicate Spiked Sample Percent Recov.	Relative Percent Diff.	Spiked Sample Percent Recov. Limit	Relative Percent Diff. Limit
Spike Recovery Data														
Benzene	22691-07	9.8	19.1	19.2	28.9	28.5	ug/L	EPA 8260B	10/9/2001	100	97.8	2.33	70-130	25
Toluene	22691-07	<0.50	19.1	19.2	20.3	19.5	ug/L	EPA 8260B	10/9/2001	106	102	4.64	70-130	25
Tert-Butanol	22691-07	<5.0	95.4	95.9	98.5	102	ug/L	EPA 8260B	10/9/2001	103	107	3.25	70-130	25
Methyl-t-Butyl Ether	22691-07	0.59	19.1	19.2	18.1	16.3	ug/L	EPA 8260B	10/9/2001	191.9	81.8	11.7	70-130	25

Approved By:  Joel Kiff

KIFF ANALYTICAL, LLC

720 Olive Drive, Suite D Davis, CA 95616 530-297-4800

Report Number : 22691

Date : 10/17/2001

QC Report : Laboratory Control Sample (LCS)

Project Name : **3420 San Pablo Ave.,**

Project Number : **011002-C1**

Parameter	Spike Level	Units	Analysis Method	Date Analyzed	LCS Percent Recov.	LCS Percent Recov. Limit
Benzene	20.0	ug/L	EPA 8260B	10/9/2001	102	70-130
Toluene	20.0	ug/L	EPA 8260B	10/9/2001	104	70-130
Tert-Butanol	100	ug/L	EPA 8260B	10/9/2001	97.5	70-130
Methyl-t-Butyl Ether	20.0	ug/L	EPA 8260B	10/9/2001	99.3	70-130

KIFF ANALYTICAL, LLC

720 Olive Drive, Suite D Davis, CA 95616 530-297-4800

Approved By:  Joel Kiff

LAB: KFF

EQUIVA Services LLC Chain Of Custody Record

Lab Identification (if necessary)

Address

City/State/Zip

Equiva Project Manager to be invoiced:

SCIENCE & ENGINEERING
 TECHNICAL SERVICES
 CRMT HOUSTON

Karen Petryna

INCIDENT NUMBER (SEE ONLY)

9 8 9 9 5 7 4 8

SAP or CRMT NUMBER (TS/CRMT)

DATE: 10-2-01

PAGE: 1 of 1

Client Address:
 Fine Tech Services
 10 Rogers Avenue
 Jose, CA 95112

Phone: 1-573-0555
 Fax: 408-573-7771
 Email: krusudano@blainetech.com

SITE ADDRESS (Street and City):
 3420 San Pablo Ave., Oakland

PROJECT CONTRACT NUMBER: Nick Sudano
CONSULTANT PROJECT ID: BTS# 011002-C1

Hank Castro

STANDARD TIME (BUSINESS DAYS):
 10 DAYS 5 DAYS 72 HOURS 48 HOURS 24 HOURS LESS THAN 24 HOURS

LAB REPORT FORMAT: LIST AGENCY

ANALYTICAL CONFIRMATION: HIGHEST _____ HIGHEST per BORING _____ ALL _____

SPECIAL INSTRUCTIONS OR NOTES: TEMPERATURE ON RECEIPT: _____

REQUESTED ANALYSIS

Field Sample Identification	SAMPLING		MATRIX	NO. OF CONT.	TPH - Gas, Pluigeable	BTEX	MTBE (0.21B - 5ppb RL)	MTHB (0.200B - 0.5 ppb RL)	Oxygenates (5) by (0.200)	Ethanol (0.200B)	Methanol	1,2-DCA	EDB (0.200B)	TPH-Diesel, Extractable (0.015m)	MTHB (0.200B) Confirmation See note	FIELD NOTES: Container/Preservative or PID Readings or Laboratory Files
	DATE	TIME														
MW-1	10-2	1010	W	3	X	X	X	X	X							
MW-2		1249			X	X	X									
MW-4		1030			X	X	X	X	X							
MW-5		1140			X	X	X									
MW-6R		1226			X	X	X									
MW-7		1200			X	X	X									
MW-8		1114			X	X	X									
MW-9		1050			X	X	X									

Received by (Signature): <i>Hank Castro</i>	Received by (Signature):	Date:	Time:
Received by (Signature):	Received by (Signature):	Date:	Time:
Received by (Signature):	Received by (Signature): <i>Blair Brown</i>	Date: <i>100301</i>	Time: <i>1040</i>

© 1999 Equiva Services LLC. All rights reserved. Equiva Services LLC is an Equal Opportunity Employer.

OCT - 03 01 (MED) 15:18 BLAINE TECH SERVICES, INC TEL: 408 573 7771 P. 002



Report Number : 23016

Date : 11/1/2001

Nick Sudano
Blaine Tech Services
1680 Rogers Avenue
San Jose, CA 95112-1105

Subject : 1 Water Sample
Project Name : 3420 San Pablo Avenue, Oakland
Project Number : 011023-C3
P.O. Number : 98995748

Dear Mr. Sudano,

Chemical analysis of the samples referenced above has been completed. Summaries of the data are contained on the following pages. Sample(s) were received under documented chain-of-custody. US EPA protocols for sample storage and preservation were followed.

Kiff Analytical is certified by the State of California (# 2236). If you have any questions regarding procedures or results, please call me at 530-297-4800.

Sincerely,

A handwritten signature in black ink that reads "Joel Kiff". The signature is written in a cursive style with a large, looping initial "J".

Joel Kiff



Report Number : 23016

Date : 11/1/2001

Project Name : 3420 San Pablo Avenue, Oakland

Project Number : 011023-C3

Sample : MW-10

Matrix : Water

Lab Number : 23016-01

Sample Date :10/23/2001

Parameter	Measured Value	Method Reporting Limit	Units	Analysis Method	Date Analyzed
Benzene	3.5	0.50	ug/L	EPA 8260B	10/28/2001
Toluene	< 0.50	0.50	ug/L	EPA 8260B	10/28/2001
Ethylbenzene	< 0.50	0.50	ug/L	EPA 8260B	10/28/2001
Total Xylenes	< 0.50	0.50	ug/L	EPA 8260B	10/28/2001
Methyl-t-butyl ether (MTBE)	< 5.0	5.0	ug/L	EPA 8260B	10/28/2001
TPH as Gasoline	470	50	ug/L	EPA 8260B	10/28/2001
Toluene - d8 (Surr)	101		% Recovery	EPA 8260B	10/28/2001
4-Bromofluorobenzene (Surr)	97.8		% Recovery	EPA 8260B	10/28/2001

Approved By:  Joel Kiff

Report Number : 23016

Date : 11/1/2001

Project Name : **3420 San Pablo Avenue,**
Project Number : **011023-C3**

23016 Quality Control Data - Method Blank

Parameter	Measured Value	Method Reporting Limit	Units	Analysis Method	Date Analyzed
Benzene	< 0.50	0.50	ug/L	EPA 8260B	10/28/2001
Toluene	< 0.50	0.50	ug/L	EPA 8260B	10/28/2001
Ethylbenzene	< 0.50	0.50	ug/L	EPA 8260B	10/28/2001
Total Xylenes	< 0.50	0.50	ug/L	EPA 8260B	10/28/2001
Methyl-t-butyl ether (MTBE)	< 5.0	5.0	ug/L	EPA 8260B	10/28/2001
TPH as Gasoline	< 50	50	ug/L	EPA 8260B	10/28/2001
Toluene - d8 (Surr)	101		% Recovery	EPA 8260B	10/28/2001
4-Bromofluorobenzene (Surr)	102		% Recovery	EPA 8260B	10/28/2001

Approved By:  Joel Kiff

Report Number : 23016

Date : 11/1/2001

QC Report : Matrix Spike/ Matrix Spike Duplicate


Project Name : **3420 San Pablo Avenue,**

Project Number : **011023-C3**

Parameter	Spiked Sample	Sample Value	Spike Level	Spike Dup. Level	Spiked Sample Value	Duplicate Spiked Sample Value	Units	Analysis Method	Date Analyzed	Spiked Sample Percent Recov.	Duplicate Spiked Sample Percent Recov.	Relative Percent Diff.	Spiked Sample Percent Recov. Limit	Relative Percent Diff. Limit
Spike Recovery Data														
Benzene	23018-10	5.5	19.5	19.1	23.9	23.3	ug/L	EPA 8260B	10/27/200	94.2	93.0	1.18	70-130	25
Toluene	23018-10	<0.50	19.5	19.1	18.7	17.9	ug/L	EPA 8260B	10/27/200	95.6	93.8	1.90	70-130	25
Tert-Butanol	23018-10	<5.0	97.6	95.5	91.4	89.4	ug/L	EPA 8260B	10/27/200	93.6	93.6	0.0748	70-130	25
Methyl-t-Butyl Ether	23018-10	<0.50	19.5	19.1	17.2	18.0	ug/L	EPA 8260B	10/27/200	88.1	94.1	6.53	70-130	25

KIFF ANALYTICAL, LLC

720 Olive Drive, Suite D Davis, CA 95616 530-297-4800

Approved By:  Joel Kiff

QC Report : Laboratory Control Sample (LCS)

Report Number : 23016

Date : 11/1/2001

Project Name : 3420 San Pablo Avenue,

Project Number : 011023-C3

Parameter	Spike Level	Units	Analysis Method	Date Analyzed	LCS Percent Recov.	LCS Percent Recov. Limit
Benzene	40.0	ug/L	EPA 8260B	10/27/200	95.4	70-130
Toluene	40.0	ug/L	EPA 8260B	10/27/200	95.8	70-130
Tert-Butanol	200	ug/L	EPA 8260B	10/27/200	92.1	70-130
Methyl-t-Butyl Ether	40.0	ug/L	EPA 8260B	10/27/200	89.5	70-130

KIFF ANALYTICAL, LLC

720 Olive Drive, Suite D Davis, CA 95616 530-297-4800

Approved By: 
Joel Kiff

LAB: KIFF

EQUIVA Services LLC Chain Of Custody Record

Lab Identification (if necessary):

Address

City, State, Zip:

Equiva Project Manager to be Invoiced: 23016
 Karen Petryna
 SCIENCE & ENGINEERING
 TECHNICAL SERVICES
 CRMT HOUSTON

INCIDENT NUMBER (S&E ONLY):
 9 8 9 9 5 7 4 8
 SAP or CRMT NUMBER (TS/CRMT)
 DATE: 10-23-01
 PAGE: 1 of 1

SAMPLING COMPANY: Blaine Tech Services
 LOG CODE: BTSS
 SITE ADDRESS (Street and City): 3420 San Pablo Avenue, Oakland
 GLOBAL ID NO.: T0600101253
 ADDRESS: 1680 Rogers Avenue, San Jose, CA 95112
 EDI DELIVERABLE TO (Responsible Party or Designee):
 PROJECT CONTACT (Hardcopy or PDF Report to): Anni Kremi
 PHONE NO.: 510-420-3335
 E-MAIL: akremi@cambria-env.com
 CONSULTANT PROJECT NO.: BTS # 011023-CB
 Client: Nick Sudano
 SAMPILER NAME(S) (Print): Hank Castro
 LAB USE ONLY

TURNAROUND TIME (BUSINESS DAYS):
 10 DAYS 5 DAYS 72 HOURS 48 HOURS 24 HOURS LESS THAN 24 HOURS
 IRL/ICB REPORT FORMAT LIST AGENCY:
 MTBE CONFIRMATION. HIGHEST _____ HIGHEST per BORING _____ ALL _____
 SPECIAL INSTRUCTIONS OR NOTES: TEMPERATURE ON RECEIPT C° _____

REQUESTED ANALYSIS					FIELD NOTES: Container/Preservative or PID Readings or Laboratory Notes
TPH - Gas, Purgeable	BTEX	MTBE (8221B - 5ppb RL)	MTBE (8260B - 0.5ppb RL)	Oxygenates (5) by (8260B)	
					3/

Relinquished by (Signature): <u>Hank Castro</u>	Received by (Signature): _____	Date: _____	Time: _____
Relinquished by (Signature): _____	Received by (Signature): _____	Date: _____	Time: _____
Relinquished by (Signature): _____	Received by (Signature): <u>David Brewer</u>	Date: <u>102401</u>	Time: <u>1105</u>

DISTRIBUTION: White with final report, Green to File, Yellow and Pink to Client

C&G Graphic (714) 868-9702

WELL GAUGING DATA

Project # 011002-C1 Date 10-02-01 Client Eguiva

Site 3420 San Pablo Ave - Oak

Well ID	Well Size (in.)	Sheen / Odor	Depth to Immiscible Liquid (ft.)	Thickness of Immiscible Liquid (ft.)	Volume of Immiscibles Removed (ml)	Depth to water (ft.)	Depth to well bottom (ft.)	Survey Point: TOB or TOC
MW-1	4					6.53	24.35	
MW-2	4					6.65	19.25	
G MW-3R	2					9.41	28.22	
MW-4	4					8.55	19.15	
MW-5	4					7.86	24.84	
MW-6R	2					8.88	24.43	
MW-7	4					6.45	19.54	
MW-8	4					6.50	18.74	
MW-9	4					6.10	19.68	
MW-10	4	Car Parked over				—	—	
G MW-11	4					6.17	18.82	

EQUIVA WELL MONITORING DATA SHEET

BTS #: 011002-C1	Site: 99895748
Sampler: Hank	Date: 10-02-01
Well I.D.: MW-1	Well Diameter: 2 3 (4) 6 8
Total Well Depth: 24.35	Depth to Water: 6.53
Depth to Free Product:	Thickness of Free Product (feet):
Referenced to: (PVC) Grade	D.O. Meter (if req'd): (YSI) HACH

Purge Method: Bailer Disposable Bailer Middleburg Electric Submersible

Waterwa Peristaltic Extraction Pump Other _____

Sampling Method: Bailer Disposable Bailer Extraction Port Dedicated Tubing

Other: _____

$11.5 \text{ (Gals.)} \times 3 = 34.5 \text{ Gals.}$	<table border="1" style="width: 100%; border-collapse: collapse;"> <thead> <tr> <th>Well Diameter</th> <th>Multiplier</th> <th>Well Diameter</th> <th>Multiplier</th> </tr> </thead> <tbody> <tr> <td>1"</td> <td>0.04</td> <td>4"</td> <td>0.65</td> </tr> <tr> <td>2"</td> <td>0.16</td> <td>6"</td> <td>1.47</td> </tr> <tr> <td>3"</td> <td>0.37</td> <td>Other</td> <td>radius² * 0.163</td> </tr> </tbody> </table>	Well Diameter	Multiplier	Well Diameter	Multiplier	1"	0.04	4"	0.65	2"	0.16	6"	1.47	3"	0.37	Other	radius ² * 0.163
Well Diameter	Multiplier	Well Diameter	Multiplier														
1"	0.04	4"	0.65														
2"	0.16	6"	1.47														
3"	0.37	Other	radius ² * 0.163														

Time	Temp (°F)	pH	Cond.	Turbidity	Gals. Removed	Observations
1000	69.4	6.0	828	17	11.5	
1002	70.1	5.9	786	19	23	
1005	69.2	6.1	811	11	34.5	

Did well dewater? Yes No Gallons actually evacuated: 34.5

Sampling Time: 1010 Sampling Date: 10-02-01

Sample I.D.: MW-1 Laboratory: (Kiff) Sequoia Other _____

Analyzed for: (TPH-G BTEX MTBE) TPH-D Other: _____

EB I.D. (if applicable): _____ @ _____ Time Duplicate I.D. (if applicable): _____

Analyzed for: TPH-G BTEX MTBE TPH-D Other: _____

D.O. (if req'd):	Pre-purge:	mg/L	Post-purge:	1.6	mg/L
O.R.P. (if req'd):	Pre-purge:	mV	Post-purge:		mV

EQUIVA WELL MONITORING DATA SHEET

BTS #: <u>011002-C1</u>	Site: <u>99895748</u>
Sampler: <u>Hant</u>	Date: <u>10-02-01</u>
Well I.D.: <u>MW-2</u>	Well Diameter: 2 3 <u>4</u> 6 8
Total Well Depth: <u>19.25</u>	Depth to Water: <u>6.65</u>
Depth to Free Product:	Thickness of Free Product (feet):
Referenced to: <u>PVC</u> Grade	D.O. Meter (if req'd): <u>YSI</u> HACH

Purge Method: Bailer Waterra Sampling Method: Bailer
 Disposable Bailer Peristaltic Disposable Bailer
 Middleburg Extraction Pump Extraction Port
 Electric Submersible Other _____ Dedicated Tubing

8.1 (Gals.) X 3 = 24.3 Gals.
 Case Volume Specified Volumes Calculated Volume

Well Diameter	Multiplier	Well Diameter	Multiplier
1"	0.04	4"	0.65
2"	0.16	6"	1.47
3"	0.37	Other	radius ² * 0.163

Time	Temp (°F)	pH	Cond.	Turbidity	Gals. Removed	Observations
<u>1240</u>	<u>69.4</u>	<u>6.8</u>	<u>949</u>	<u>41</u>	<u>8.1</u>	<u>slight odor</u>
<u>1242</u>	<u>68.2</u>	<u>6.6</u>	<u>986</u>	<u>30</u>	<u>16.2</u>	↓
<u>1244</u>	<u>67.6</u>	<u>6.7</u>	<u>924</u>	<u>20</u>	<u>24.5</u>	↓

Did well dewater? Yes No Gallons actually evacuated: 24.5

Sampling Time: 1249 Sampling Date: 10-02-01

Sample I.D.: MW-2 Laboratory: Kiff Sequoia Other _____

Analyzed for: TPH-G BTEX MTBE TPH-D Other: _____

EB I.D. (if applicable): _____ @ _____ Time Duplicate I.D. (if applicable): _____

Analyzed for: TPH-G BTEX MTBE TPH-D Other: _____

D.O. (if req'd): Pre-purge: _____ mg/L Post-purge: 1.6 mg/L

O.R.P. (if req'd): Pre-purge: _____ mV Post-purge: _____ mV

EQUIVA WELL MONITORING DATA SHEET

BTS #: 011002-C1	Site: 99895748
Sampler: Hank	Date: 10-02-01
Well I.D.: MW-4	Well Diameter: 2 3 <u>4</u> 6 8
Total Well Depth: 19.15	Depth to Water: 8.55
Depth to Free Product:	Thickness of Free Product (feet):
Referenced to: <u>PVC</u> Grade	D.O. Meter (if req'd): <u>YSI</u> HACH

Purge Method: Bailer Waterra Sampling Method: Bailer
 Disposable Bailer Peristaltic Disposable Bailer
 Middleburg Extraction Pump Extraction Port
 Electric Submersible Other _____ Dedicated Tubing

$6.8 \text{ (Gals.)} \times 3 = 20.4 \text{ Gals.}$ I Case Volume Specified Volumes Calculated Volume	<table border="1" style="width: 100%; border-collapse: collapse; font-size: small;"> <tr> <th>Well Diameter</th> <th>Multiplier</th> <th>Well Diameter</th> <th>Multiplier</th> </tr> <tr> <td>1"</td> <td>0.04</td> <td>4"</td> <td>0.65</td> </tr> <tr> <td>2"</td> <td>0.16</td> <td>6"</td> <td>1.47</td> </tr> <tr> <td>3"</td> <td>0.37</td> <td>Other</td> <td>radius² * 0.163</td> </tr> </table>	Well Diameter	Multiplier	Well Diameter	Multiplier	1"	0.04	4"	0.65	2"	0.16	6"	1.47	3"	0.37	Other	radius ² * 0.163
Well Diameter	Multiplier	Well Diameter	Multiplier														
1"	0.04	4"	0.65														
2"	0.16	6"	1.47														
3"	0.37	Other	radius ² * 0.163														

Time	Temp (°F)	pH	Cond.	Turbidity	Gals. Removed	Observations
1022	67.2	6.9	1123	42	6.8	odor ↓
1024	66.1	6.9	968	19	13.6	
1026	65.7	7.0	997	10	20.5	

Did well dewater? Yes No Gallons actually evacuated: 20.5

Sampling Time: 1030 Sampling Date: 10-02-01

Sample I.D.: MW-4 Laboratory: Kiff Sequoia Other _____

Analyzed for: TPH-G BTEX MTBE TPH-D Other: _____

EB I.D. (if applicable): _____ @ _____ Time Duplicate I.D. (if applicable): _____

Analyzed for: TPH-G BTEX MTBE TPH-D Other: _____

D.O. (if req'd):	Pre-purge:	mg/L	<u>Post-purge:</u>	2.1	mg/L
O.R.P. (if req'd):	Pre-purge:	mV	Post-purge:		mV

EQUIVA WELL MONITORING DATA SHEET

BTS #: <u>011002-C1</u>	Site: <u>99895748</u>
Sampler: <u>Hank</u>	Date: <u>10-02-01</u>
Well I.D.: <u>MW-5</u>	Well Diameter: 2 3 <u>(4)</u> 6 8
Total Well Depth: <u>24.84</u>	Depth to Water: <u>786</u>
Depth to Free Product:	Thickness of Free Product (feet):
Referenced to: <u>(PVC)</u> Grade	D.O. Meter (if req'd): <u>(YSI)</u> HACH

Purge Method: Bailer Water Sampling Method: Bailer
 Disposable Bailer Peristaltic Disposable Bailer
 Middleburg Extraction Pump Extraction Port
 Electric Submersible Other _____ Dedicated Tubing

Other: _____

11 (Gals.) X 3 = 33 Gals.
 Case Volume Specified Volumes Calculated Volume

Well Diameter	Multiplier	Well Diameter	Multiplier
1"	0.04	4"	0.65
2"	0.16	6"	1.47
3"	0.37	Other	radius ² * 0.163

Time	Temp (°F)	pH	Cond.	Turbidity	Gals. Removed	Observations
1132	66.7	6.8	895	68	11	Slight odor ↓
1134	66.0	6.9	868	74	22	
1136	65.8	6.9	911	41	33	

Did well dewater? Yes No Gallons actually evacuated: 33

Sampling Time: 1140 Sampling Date: 10-02-01

Sample I.D.: MW-5 Laboratory: (Kiff) Sequoia Other _____

Analyzed for: (TPH-G BTEX MTBE) TPH-D Other: _____

EB I.D. (if applicable): _____ @ _____ Time Duplicate I.D. (if applicable): _____

Analyzed for: TPH-G BTEX MTBE TPH-D Other: _____

D.O. (if req'd): Pre-purge: _____ mg/L (Post-purge: 2.2) mg/L

D.R.P. (if req'd): Pre-purge: _____ mV Post-purge: _____ mV

EQUIVA WELL MONITORING DATA SHEET

BTS #: <u>011002-C1</u>	Site: <u>99895748</u>
Sampler: <u>Hank</u>	Date: <u>10-02-01</u>
Well I.D.: <u>MW-6R</u>	Well Diameter: <u>2</u> 3 4 6 8
Total Well Depth: <u>29.43</u>	Depth to Water: <u>8.88</u>
Depth to Free Product: <u>24.43</u>	Thickness of Free Product (feet):
Referenced to: <u>PVC</u> Grade	D.O. Meter (if req'd): <u>YSI</u> HACH

Purge Method: Bailer Waterra Sampling Method: Bailer
 Disposable Bailer Peristaltic Disposable Bailer
 Middleburg Extraction Pump Extraction Port
 Electric Submersible Other _____ Dedicated Tubing

Other: _____

$\frac{2.4 \text{ (Gals.)} \times 3}{\text{Specified Volumes}} = \frac{7.2}{\text{Calculated Volume}} \text{ Gals.}$	<table border="1" style="width: 100%; border-collapse: collapse; font-size: small;"> <tr> <th>Well Diameter</th> <th>Multiplier</th> <th>Well Diameter</th> <th>Multiplier</th> </tr> <tr> <td>1"</td> <td>0.04</td> <td>4"</td> <td>0.65</td> </tr> <tr> <td>2"</td> <td>0.16</td> <td>6"</td> <td>1.47</td> </tr> <tr> <td>3"</td> <td>0.37</td> <td>Other</td> <td>radius² * 0.163</td> </tr> </table>	Well Diameter	Multiplier	Well Diameter	Multiplier	1"	0.04	4"	0.65	2"	0.16	6"	1.47	3"	0.37	Other	radius ² * 0.163
Well Diameter	Multiplier	Well Diameter	Multiplier														
1"	0.04	4"	0.65														
2"	0.16	6"	1.47														
3"	0.37	Other	radius ² * 0.163														

Time	Temp (°F)	pH	Cond.	Turbidity	Gals. Removed	Observations
1212	67.5	6.8	1089	>200	2.4	Odor
1215	66.9	6.5	1123	>200	4.8	turbid
1228	67.2	6.7	1168	>200	7.2	✓

Did well dewater? Yes No Gallons actually evacuated: 7.2

Sampling Time: ~~1223~~ 1226 Sampling Date: 10-02-01

Sample I.D.: MW-6R Laboratory: Kiff Sequoia Other _____

Analyzed for: TPH-G BTEX MTBE TPH-D Other: _____

EB I.D. (if applicable): _____ @ _____ Time Duplicate I.D. (if applicable): _____

Analyzed for: TPH-G BTEX MTBE TPH-D Other: _____

D.O. (if req'd):	Pre-purge:	mg/L	<u>Post-purge:</u>	2.1	mg/L
D.R.P. (if req'd):	Pre-purge:	mV	Post-purge:		mV

EQUIVA WELL MONITORING DATA SHEET

BTS #: <u>011002-C1</u>	Site: <u>99895748</u>
Sampler: <u>Hant</u>	Date: <u>10-02-01</u>
Well I.D.: <u>MW-7</u>	Well Diameter: 2 3 <u>(4)</u> 6 8
Total Well Depth: <u>19.54</u>	Depth to Water: <u>6.45</u>
Depth to Free Product:	Thickness of Free Product (feet):
Referenced to: <u>(PVC)</u> Grade	D.O. Meter (if req'd): <u>(YSI)</u> HACH

Purge Method: Bailer Water Sampling Method: Bailer
 Disposable Bailer Peristaltic Disposable Bailer
 Middleburg Extraction Pump Extraction Port
 Electric Submersible Other _____ Dedicated Tubing

Other: _____

8.5 (Gals.) X 3 = 25.5 Gals.
 | Case Volume Specified Volumes Calculated Volume

Well Diameter	Multiplier	Well Diameter	Multiplier
1"	0.04	4"	0.65
2"	0.16	6"	1.47
3"	0.37	Other	radius ² * 0.163

Time	Temp (°F)	pH	Cond.	Turbidity	Gals. Removed	Observations
<u>1150</u>	<u>67.0</u>	<u>6.7</u>	<u>833</u>	<u>21</u>	<u>8.5</u>	<u>Odor</u>
<u>1152</u>	<u>67.2</u>	<u>6.8</u>	<u>817</u>	<u>21</u>	<u>17</u>	<u>↓</u>
<u>1154</u>	<u>66.7</u>	<u>6.7</u>	<u>848</u>	<u>26</u>	<u>25.5</u>	<u>↓</u>

Did well dewater? Yes No Gallons actually evacuated: 25.5

Sampling Time: ~~1200~~ Sampling Date: 10-02-01

Sample I.D.: MW-7 Laboratory: (Kiff) Sequoia Other _____

Analyzed for: (TPH-G BTEX MTBE) TPH-D Other: _____

EB I.D. (if applicable): _____ @ _____ Time Duplicate I.D. (if applicable): _____

Analyzed for: TPH-G BTEX MTBE TPH-D Other: _____

D.O. (if req'd):	Pre-purge:	mg/L	Post-purge:	1.5	mg/L
O.R.P. (if req'd):	Pre-purge:	mV	Post-purge:		mV

EQUIVA WELL MONITORING DATA SHEET

BTS #: 011002-C1	Site: 99895748
Sampler: Hank	Date: 10-02-01
Well I.D.: MW-9	Well Diameter: 2 3 <u>4</u> 6 8
Total Well Depth: 19.68	Depth to Water: 6.10
Depth to Free Product:	Thickness of Free Product (feet):
Referenced to: <u>PVC</u> Grade	D.O. Meter (if req'd): <u>YSI</u> HACH

Purge Method: Bailer Waterra Sampling Method: Bailer
 Disposable Bailer Peristaltic Disposable Bailer
 Middleburg Extraction Pump Extraction Port
 Electric Submersible Other _____ Dedicated Tubing

8.8 (Gals.) X 3 = 26.4 Gals.
 I Case Volume Specified Volumes Calculated Volume

Well Diameter	Multiplier	Well Diameter	Multiplier
1"	0.04	4"	0.65
2"	0.16	6"	1.47
3"	0.37	Other	radius ² * 0.163

Time	Temp (°F)	pH	Cond.	Turbidity	Gals. Removed	Observations
1042	68.2	6.0	1089	116	8.8	slight odor ↓
1044	68.0	6.1	1110	71	17.6	
1046	68.3	6.1	1097	32	26.5	

Did well dewater? Yes No Gallons actually evacuated: 26.5

Sampling Time: 1050 Sampling Date: 10-02-01

Sample I.D.: MW-9 Laboratory: Kiff Sequoia Other _____

Analyzed for: TPH-G BTEX MTBE TPH-D Other: _____

EB I.D. (if applicable): _____ @ _____ Time Duplicate I.D. (if applicable): _____

Analyzed for: TPH-G BTEX MTBE TPH-D Other: _____

D.O. (if req'd): Pre-purge: _____ mg/L Post-purge: 1.4 mg/L

C.R.P. (if req'd): Pre-purge: _____ mV Post-purge: _____ mV

EQUIVA WELL MONITORING DATA SHEET

BTS #: 011002-C1	Site: 99895748
Sampler: Hank	Date: 10-02-01
Well I.D.: Mw-10	Well Diameter: 2 3 <u>4</u> 6 8
Total Well Depth:	Depth to Water:
Depth to Free Product:	Thickness of Free Product (feet):
Referenced to: <u>PVC</u> Grade	D.O. Meter (if req'd): <u>YSI</u> HACH

Purge Method: Bailer Disposable Bailer Middleburg <input checked="" type="checkbox"/> Electric Submersible	Waterra Peristaltic Extraction Pump Other _____	Sampling Method: <input checked="" type="checkbox"/> Bailer Disposable Bailer Extraction Port Dedicated Tubing Other: _____
---	--	---

_____ (Gals.) X 3 = _____ Gals.
 | Case Volume Specified Volumes Calculated Volume

Well Diameter	Multiplier	Well Diameter	Multiplier
1"	0.04	4"	0.65
2"	0.16	6"	1.47
3"	0.37	Other	radius ² * 0.163

Time	Temp (°F)	pH	Cond.	Turbidity	Gals. Removed	Observations
Car Parked over @ 900, 1015, 1100 Could not find owner of car. Looked for 15 mins. * Placed note + business card on vehicle						

Did well dewater? Yes <u>No</u>	Gallons actually evacuated: _____
Sampling Time: _____	Sampling Date: <u>10-02-01</u>
Sample I.D.: <u>Mw-</u>	Laboratory: <u>Kiff</u> Sequoia Other _____
Analyzed for: <u>TPH-G BTEX MTBE</u> TPH-D Other: _____	
EB I.D. (if applicable): _____ @ _____ Time	Duplicate I.D. (if applicable): _____
Analyzed for: TPH-G BTEX MTBE TPH-D Other: _____	
D.O. (if req'd): Pre-purge: _____ mg/L	<u>Post-purge:</u> _____ mg/L
J.R.P. (if req'd): Pre-purge: _____ mV	Post-purge: _____ mV