

THRIFTY OIL CO.

✓ROS 005
mrl

October 19, 2004

O.51147

Ms. Susan Hugo
Alameda County Health Care Services
Department of Environmental Health
1131 Harbor Bay Parkway, 2nd Floor
Alameda, CA 94502

Local #3871
RWQCB #01-1479
Global ID #T0600101366
Confirmation #5974501013

RE: **Former Thrifty Oil Co. Station #063**
ARCO Products Company Station #9542
6125 Telegraph Avenue
Oakland, CA
3rd Quarter 2004, Status Report

Alameda County
OCT 22 2004
EMC

Dear Ms. Hugo:

Presented herein is the Third Quarter 2004, Status Report prepared for former Thrifty Oil Co. (Thrifty) Station #063 located at 6125 Telegraph Avenue, Oakland, California (**Figure 1**). This report presents the results of the site monitoring and remedial activities in the third quarter of 2004. Thrifty has retained the services of Earth Management Company (EMC) to conduct quarterly monitoring and sampling and remedial system monitoring activities at this site.

Groundwater Monitoring

Depth to groundwater is measured in each monitoring well on a quarterly basis. In general, groundwater occurred beneath the station at depths ranging from 13.12 feet below top of casing (btc) in monitoring well MW-6 to 15.94 feet btc in monitoring well MW-3 on July 29, 2004. A groundwater elevation contour map based on the July 29, 2004, data is presented in **Figure 2**. The groundwater flow direction is to the southwest at an approximate gradient of 0.0453 feet/foot.

Quarterly Groundwater Sampling

As part of the ongoing groundwater-monitoring program, groundwater samples were obtained from monitoring wells MW-1, MW-4, MW-5, and MW-6 on July 29, 2004. Groundwater from recovery well MW-3 was also sampled on July 29, 2004, because the system was shut down. Groundwater samples were obtained by EMC and delivered in a chilled state following strict Chain-of-Custody procedure to a state-certified laboratory. The samples were analyzed for total petroleum hydrocarbons as gasoline (TPHg) by EPA Method 8015M, and for benzene, toluene, ethylbenzene, xylenes (BTEX) and methyl tert-butyl ether (MTBE) by EPA Method 8260B. Laboratory analytical sampling results are provided in **Table 1** and **Table 2** (other oxygenates). Copies of the EMC Field Status Reports for groundwater sampling are presented in **Appendix A**, and copies of the laboratory analytical reports are contained in **Appendix B**.



TPHg, benzene, and MTBE isoconcentration maps results are presented in **Figures 3, 4, and 5**, respectively. Laboratory results indicate the highest concentrations of TPHg and MTBE were in monitoring well MW-4, with concentrations of 5,400 micrograms per liter (ug/L) and 6,730 ug/L, respectively. The highest benzene concentration (74 ug/L) was detected in well MW-3. The isoconcentration maps incorporated data from the treatment system influent well MW-3.

Remediation Status

Site remedial activities were initiated in April 1991. Presently, the remediation system consists of a Groundwater Treatment System that extracts groundwater from monitoring well MW-3 with treatment utilizing activated carbon. System operational data is included in **Table 3** and **Appendix C**. During this reporting period from June 22 through September 29, 2004, the groundwater treatment system processed approximately 24,910 gallons of groundwater and has treated approximately 2,624,359 gallons of groundwater since start-up (April 1991). The system was shut down for quarterly groundwater sampling and carbon replacement from July 28 through August 5, 2004 and was also off for operator vacation from September 8 through September 29, 2004. The system operated throughout the remainder of the quarter.

Inlet, intermediate 3, intermediate 2, intermediate 1, and outlet water samples were collected on July 8, 2004. The system water samples collected by EMC were sent to a state certified laboratory for analysis. The samples were analyzed for TPHg by EPA Method 8015M and for BTEX and MTBE by EPA Method 8021B. All outlet sample constituents were below the laboratory method detection limit (MDL). Inlet water sample results indicate maximum concentrations of 652 ug/L TPHg, 31 benzene, and 383 ug/L MTBE. Copies of the laboratory analytical reports are included in **Appendix D**.

Other Activities

In the 2nd Quarter 2004 Status Report, Thrifty indicated that because more than 60 days had elapsed since the initial request to the ACHCA to connect well MW-4 to the existing remediation system, Thrifty was going to proceed with connecting well MW-4 to the system. Thrifty has submitted a request for proposal to qualified contractors to connect well MW-4 to the system and will notify the ACHCA when field work is scheduled.

Thrifty #063
3rd Quarter Status Report
October 19, 2004
Page 3

Closing Comments


The groundwater monitoring wells and the treatment unit will be monitored and sampled during the next quarter. All site monitoring/sampling data generated during the next quarter will be reported in the 4th Quarter 2004 monitoring report.

All interpretations expressed in this report are based solely upon the review of data collected by EMC and Associated Laboratories.

Sincerely,



Michael H. Bowery, R.G.
Project Manager



Chris Panaitescu
General Manager
Environmental Affairs

cc: BP West Coast Products LLP; Ms. Kateri Luka

File

TABLES

TABLE 1
GROUNDWATER DATA
THRIFTY OIL STATION #063, OAKLAND, CA

DATE SAMPLED	ANALYTICAL PARAMETERS						DEPTH TO GROUNDWATER (feet)	DEPTH TO PRODUCT (feet)	PRODUCT THICKNESS (feet)	CASING ELEVATION (feet)	GROUNDWATER ELEVATION (feet)
	TPH (ug/L)	BENZENE (ug/L)	TOLUENE (ug/L)	EthylBenzene (ug/L)	XYLENE (ug/L)	MTBE (ug/L)					
MONITORING WELL #MW-1 <i>Screen Interval = 15 to 30 feet</i>											
11/21/86	-	-	-	-	-	-	15.42	NP	0.00	99.34	83.92
07/22/91	-	-	-	-	-	-	20.41	FILM	0.00	99.34	78.93
10/24/91	-	-	-	-	-	-	19.06	SHEEN	0.00	99.34	80.28
01/22/92	-	-	-	-	-	-	18.78	SHEEN	0.00	99.34	80.56
03/24/92	-	-	-	-	-	-	13.55	SHEEN	0.00	99.34	85.79
07/15/92	-	-	-	-	-	-	18.90	FILM	0.00	99.34	80.44
10/05/92	-	-	-	-	-	-	20.50	FILM	0.00	99.34	78.84
01/06/93	-	-	-	-	-	-	14.93	FILM	0.00	99.34	84.41
07/13/93	-	-	-	-	-	-	15.44	FILM	0.00	99.34	83.90
10/11/93	-	-	-	-	-	-	20.36	FILM	0.00	99.34	78.98
01/11/94	-	-	-	-	-	-	19.50	FILM	0.00	99.34	79.84
04/12/94	-	-	-	-	-	-	18.10	FILM	0.00	99.34	81.24
07/14/94	-	-	-	-	-	-	20.03	FILM	0.00	99.34	79.31
01/15/96	11,000	2,800	150	780	770	-	19.02	NP	0.00	99.34	80.32
04/15/96	17,000	3,600	330	1,500	3,400	-	18.82	NP	0.00	99.34	80.52
07/15/96	12,000	1,300	200	1,200	4,600	250	-	NP	-	-	-
10/09/96	-	-	-	-	-	-	14.87	NP	0.00	99.34	84.47
01/13/97	27,000	810	6,000	570	4,100	2,700	10.20	NP	0.00	99.34	89.14
04/14/97	2,900	3.0	2.9	<0.3	1.7	9,900	-	NP	-	-	-
07/07/97	5,200	0.57	0.57	<0.3	0.71	16,000	18.75	NP	0.00	99.34	80.59
10/16/97	680	<0.3	0.55	<0.3	<0.5	-	17.92	NP	0.00	99.34	81.42
01/07/98	42,000	980	2,800	1,200	5,200	1.3	9.80	NP	0.00	99.34	89.54
04/06/98	7,100	700	340	170	2,600	1,000	9.60	NP	0.00	99.34	89.74
07/14/98	19,000	2,100	400	890	5,800	1,600	13.70	NP	0.00	99.34	85.64
10/15/98	490	<0.3	<0.3	<0.3	<0.5	1,300	15.25	NP	0.00	99.34	84.09
01/20/99	350	<0.3	<0.3	<0.3	<0.5	* 670 / 820	12.20	NP	0.00	99.34	87.14
04/16/99	320	<0.3	<0.3	<0.3	<0.5	* 540 / 630	12.20	NP	0.00	99.34	87.14
07/14/99	290	<0.3	<0.3	<0.3	<0.5	*590 / 580	13.75	NP	0.00	99.34	85.59
10/07/99	130	<0.3	<0.3	<0.3	<0.5	270	12.15	NP	0.00	99.34	87.19
01/26/00	13,000	460	54	290	3,700	940	13.14	NP	0.00	99.34	86.20
04/19/00	546	<0.25	<0.25	<0.25	<0.5	*430 / 606	10.63	NP	0.00	99.34	88.71
05/26/00	<50	<0.3	<0.3	<0.3	<0.6	<5	9.11	NP	0.00	99.34	90.23
07/26/00	<50	<0.3	<0.3	<0.3	<0.6	<5	9.10	NP	0.00	99.34	90.24
10/25/00	<50	<0.18	<0.14	<0.18	<0.26	<0.24	9.08	NP	0.00	99.34	90.26
01/10/01	<50	<0.18	<0.14	<0.18	<0.26	<0.24	12.16	NP	0.00	99.34	87.18

**TABLE 1
GROUNDWATER DATA
THRIFTY OIL STATION #063, OAKLAND, CA**

DATE SAMPLED	ANALYTICAL PARAMETERS						DEPTH TO GROUNDWATER (feet)	DEPTH TO PRODUCT (feet)	PRODUCT THICKNESS (feet)	CASING ELEVATION (feet)	GROUNDWATER ELEVATION (feet)
	TPH (ug/L)	BENZENE (ug/L)	TOLUENE (ug/L)	EthylBenzene (ug/L)	XYLENE (ug/L)	MTBE (ug/L)					
07/07/97	<50	<0.3	<0.3	<0.3	<0.5	<20	17.20	NP	0.00	100.01	82.81
10/16/97	<50	<0.3	<0.3	<0.3	<0.5	-	16.20	NP	0.00	100.01	83.81
01/07/98	-	-	-	-	-	-	16.26	16.18	0.08	100.01	83.81
Well Abandoned 1/30/98											
MONITORING WELL #MW-3 Screen Interval = 15 to 30 feet (GROUNDWATER SYSTEM'S PUMPING WELL)											
11/21/86	-	100	5.1	<1.0	25	-	16.25	0.10	16.15	99.76	95.70
07/22/91	-	-	-	-	-	-	24.00	NP	0.00	99.76	75.76
10/24/91	-	-	-	-	-	-	18.10	NP	0.00	99.76	81.66
01/22/92	-	-	-	-	-	-	25.80	SHEEN	0.00	99.76	73.96
03/24/92	-	-	-	-	-	-	15.60	NP	0.00	99.76	84.16
07/15/92	-	-	-	-	-	-	25.10	FILM	0.00	99.76	74.66
10/05/92	-	-	-	-	-	-	25.20	NP	0.00	99.76	74.56
01/06/93	-	-	-	-	-	-	25.45	NP	0.00	99.76	74.31
07/13/93	-	-	-	-	-	-	14.24	NP	0.00	99.76	85.52
10/11/93	-	-	-	-	-	-	25.60	NP	0.00	99.76	74.16
01/11/94	-	-	-	-	-	-	25.90	NP	0.00	99.76	73.86
04/12/94	-	-	-	-	-	-	25.70	NP	0.00	99.76	74.06
07/14/94	-	-	-	-	-	-	25.10	NP	0.00	99.76	74.66
01/15/96	-	-	-	-	-	-	26.04	NP	0.00	99.76	73.72
04/15/96	-	-	-	-	-	-	21.03	NP	0.00	99.76	78.73
07/15/96	5,900	240	30	270	730	780	-	-	-	-	-
10/09/96	-	-	-	-	-	-	21.43	NP	0.00	99.76	78.33
01/13/97	-	-	-	-	-	-	11.20	NP	0.00	99.76	88.56
07/07/97	-	-	-	-	-	-	23.40	NP	0.00	99.76	76.36
10/16/97	-	-	-	-	-	-	22.30	NP	0.00	99.76	77.46
01/07/98	-	-	-	-	-	-	20.10	NP	0.00	99.76	79.66
07/14/98	-	-	-	-	-	-	14.40	NP	0.00	99.76	85.36
10/15/98	-	-	-	-	-	-	-	-	-	-	-
01/20/99	-	-	-	-	-	-	-	-	-	-	-
04/16/99	-	-	-	-	-	-	11.20	NP	0.00	99.76	88.56
07/14/99	5,600	9.6	1.3	3.5	8.1	*14,000 / 14,000	25.87	NP	0.00	99.76	73.89
10/07/99	-	-	-	-	-	-	15.40	NP	0.00	99.76	84.36
01/26/00	-	-	-	-	-	-	14.25	NP	0.00	99.76	85.51
04/19/00	-	-	-	-	-	-	14.20	NP	0.00	99.76	85.56
05/26/00	-	-	-	-	-	-	15.12	NP	0.00	99.76	84.64

TABLE 1
GROUNDWATER DATA
THRIFTY OIL STATION #063, OAKLAND, CA

DATE SAMPLED	ANALYTICAL PARAMETERS						DEPTH TO GROUNDWATER (feet)	DEPTH TO PRODUCT (feet)	PRODUCT THICKNESS (feet)	CASING ELEVATION (feet)	GROUNDWATER ELEVATION (feet)
	TPH (ug/L)	BENZENE (ug/L)	TOEUENE (ug/L)	EthylBenzene (ug/L)	XYLENE (ug/L)	MTBE (ug/L)					
07/26/00	-	-	-	-	-	-	14.30	NP	0.00	99.76	85.46
10/25/00	-	-	-	-	-	-	14.32	NP	0.00	99.76	85.44
01/10/01	-	-	-	-	-	-	13.46	NP	0.00	99.76	86.30
04/23/01	-	-	-	-	-	-	-	-	-	-	-
07/16/01	-	-	-	-	-	-	12.80	NP	0.00	99.76	86.96
10/17/01	-	-	-	-	-	-	15.30	NP	0.00	99.76	84.46
01/23/02	-	-	-	-	-	-	-	-	-	-	-
04/10/02	-	-	-	-	-	-	13.22	NP	0.00	99.76	86.54
07/24/02	-	-	-	-	-	-	14.32	NP	0.00	99.76	85.44
10/30/02	-	-	-	-	-	-	16.20	NP	0.00	99.76	83.56
01/15/03	-	-	-	-	-	-	14.10	NP	0.00	99.76	85.66
04/16/03	-	-	-	-	-	-	-	-	-	99.76	-
07/14/03	2,490	<0.22	<0.32	<0.31	1.3 J	2,050	18.30	NP	0.00	99.76	81.46
10/08/03	3,330	<0.22	<0.32	<0.31	<0.4	4,070	16.65	NP	0.00	99.76	83.11
01/15/04	102	2.1	3.5	<0.02	12	*28 / 17	14.18	NP	0.00	99.76	85.58
04/14/04	464	63	18	<0.31	16	189	13.45	NP	0.00	99.76	86.32
07/29/04	1,560	74	<3.2	30 J	<4.0	729	15.94	NP	0.00	99.76	83.82
MONITORING WELL #MW-4 <i>Screen Interval = 9 to 29 feet</i>											
11/21/86	100,000	3,200	2,700	2,400	14,000	-	16.22	FILM	0.00	99.48	83.26
07/22/91	-	-	-	-	-	-	21.80	21.35	0.45	99.48	78.02
10/24/91	-	-	-	-	-	-	20.02	SHEEN	0.00	99.48	79.46
01/22/92	-	-	-	-	-	-	19.78	SHEEN	0.00	99.48	79.70
03/24/92	-	-	-	-	-	-	13.94	FILM	0.00	99.48	85.54
07/15/92	-	-	-	-	-	-	19.27	FILM	0.00	99.48	80.21
10/05/92	-	-	-	-	-	-	21.44	FILM	0.00	99.48	78.04
01/06/93	-	-	-	-	-	-	14.08	FILM	0.00	99.48	85.40
07/13/93	-	-	-	-	-	-	16.09	FILM	0.00	99.48	83.39
10/11/93	-	-	-	-	-	-	21.33	FILM	0.00	99.48	78.15
01/11/94	-	-	-	-	-	-	20.45	FILM	0.00	99.48	79.03
04/12/94	-	-	-	-	-	-	19.05	FILM	0.00	99.48	80.43
07/14/94	-	-	-	-	-	-	20.41	FILM	0.00	99.48	79.07
01/15/96	5,000	370	38	300	390	-	19.89	NP	0.00	99.48	79.59
04/15/96	38,000	300	78	540	470	-	19.62	NP	0.00	99.48	79.86
07/15/96	13,000	880	69	820	1,100	3,600	-	-	-	-	-

TABLE 1
GROUNDWATER DATA
THRIFTY OIL STATION #063, OAKLAND, CA

DATE SAMPLED	ANALYTICAL PARAMETERS						DEPTH TO GROUNDWATER (feet)	DEPTH TO PRODUCT (feet)	PRODUCT THICKNESS (feet)	CASING ELEVATION (feet)	GROUNDWATER ELEVATION (feet)
	TPH (ug/L)	BENZENE (ug/L)	TOLUENE (ug/L)	EthylBenzene (ug/L)	XYLENE (ug/L)	MFBE (ug/L)					
10/09/96	-	-	-	-	-	-	15.32	NP	0.00	99.48	84.16
01/13/97	47,000	2,500	2,500	1,100	2,800	70,000	10.80	NP	0.00	99.48	88.68
04/14/97	8,700	<0.3	0.45	<0.3	0.64	29,000	-	-	-	-	-
07/07/97	12,000	<0.3	<0.3	<0.3	<0.5	-	18.80	NP	0.00	99.48	80.68
10/16/97	770	<0.3	<0.3	<0.3	<0.5	-	17.76	NP	0.00	99.48	81.72
01/07/98	75,000	3,000	900	1,400	2,500	110	11.60	NP	0.00	99.48	87.88
04/08/98	18,000	1,200	130	710	1,400	22,000	10.10	NP	0.00	99.48	89.38
07/14/98	21,000	1,300	58	1,200	1,100	23,000	16.30	NP	0.00	99.48	83.18
10/15/98	9,100	1.1	0.62	<0.3	<0.5	30,000	16.90	NP	0.00	99.48	82.58
01/20/99	16,000	<0.3	0.91	0.72	1.4	* 43,000 / 42,000	15.35	NP	0.00	100.48	85.13
04/16/99	17,000	0.48	0.92	0.54	1.4	* 28,000 / 26,000	15.30	NP	0.00	100.48	85.18
07/14/99	8,500	<6	<6	<6	<10	*21,000 / 16,000	18.40	NP	0.00	100.48	82.08
10/07/99	2,500	<1.5	3.1	<1.5	<2.5	4,800	16.89	NP	0.00	100.48	83.59
01/26/00	9,900	350	9	460	460	2,800	12.62	NP	0.00	100.48	87.86
04/19/00	8,990	0.7	<0.25	<0.25	<0.5	*3,240 / 5,450	12.28	NP	0.00	100.48	88.20
05/26/00	94	<0.3	<0.3	<0.3	<0.6	*746 / 419	13.81	NP	0.00	100.48	86.67
07/26/00	<50	<0.3	<0.3	<0.3	<0.6	3,110 / 2,060	12.29	NP	0.00	100.48	88.19
10/25/00	2,480	<0.18	<0.14	<0.18	<0.26	*3,690 / 3,040	12.26	NP	0.00	100.48	88.22
01/10/01	<50	<0.18	2	<0.18	1	962	10.75	NP	0.00	100.48	89.73
04/23/01	482	<0.18	<0.14	<0.18	<0.26	*875 / 453	12.26	NP	0.00	100.48	88.22
07/16/01	71,700	9,440	12,600	514	8,980	*1,330 / 389	13.80	NP	0.00	100.48	86.68
10/17/01	13,500	1,950	425	<5.94	1,110	*829 / 329	16.87	NP	0.00	100.48	83.61
01/23/02	12,100	196	57	68	2,090	*688/738	12.28	NP	0.00	100.48	88.20
04/10/02	655	7	8	1	1	587	13.80	NP	0.00	100.48	86.68
07/24/02	17,400	<0.18	1.9	1.4	2.2	12,800	15.33	NP	0.00	100.48	85.15
10/30/02	17,300	400	47	748	131	12,300	17.00	NP	0.00	100.48	83.48
01/15/03	23,000	568	39	832	268	18,300	16.84	NP	0.00	100.48	83.64
04/16/03	15,800	411	15	26	14	18,200	16.86	NP	0.00	100.48	83.62
07/14/03	13,300	145	26	2.8 J	12	17,600	10.69	NP	0.00	100.48	89.79
10/08/03	12,500	64	<3.2	359	24 J	11,400	16.32	NP	0.00	100.48	84.16
01/15/04	12,300	11	4.4	66	4.0	*17,000 / 9,560	14.67	NP	0.00	100.48	85.81
04/14/04	7,340	<11	<16	<15.5	<20	13,500	13.68	NP	0.00	100.48	86.80
07/29/04	5,400	<2.2	<3.2	57	<4.0	6,730	15.50	NP	0.00	100.48	84.98

**TABLE 1
GROUNDWATER DATA
THRIFTY OIL STATION #063, OAKLAND, CA**

DATE SAMPLED	ANALYTICAL PARAMETERS						DEPTH TO GROUNDWATER (feet)	DEPTH TO PRODUCT (feet)	PRODUCT THICKNESS (feet)	CASING ELEVATION (feet)	GROUNDWATER ELEVATION (feet)
	TPH (ug/L)	BENZENE (ug/L)	TOLUENE (ug/L)	EthylBenzene (ug/L)	XYLENE (ug/L)	MTBE (ug/L)					
MONITORING WELL #MW-5 <i>Screen Interval = 7 to 27 feet</i>											
11/21/86	<1,000	4.8	2.1	<0.5	7.4	-	16.10	NP	0.00	100.98	84.88
07/22/91	-	<0.5	1.6	<1.0	2.0	-	18.20	NP	0.00	100.98	82.78
10/24/91	-	-	-	-	-	-	17.67	NP	0.00	100.98	83.31
01/22/92	600	21.0	8.0	2.0	17.0	-	-	-	-	-	-
03/24/92	-	-	-	-	-	-	12.98	NP	0.00	100.98	88.00
07/15/92	<200	<0.5	<0.5	<0.5	<0.5	-	17.29	NP	0.00	100.98	83.69
10/05/92	-	-	-	-	-	-	18.92	NP	0.00	100.98	82.06
01/06/93	300	2.7	<0.5	1.3	26.0	-	13.12	NP	0.00	100.98	87.86
07/13/93	<100	1.1	0.5	1.0	1.5	-	16.15	NP	0.00	100.98	84.83
10/11/93	130	1.2	<0.3	<0.3	<0.6	-	18.75	NP	0.00	100.98	82.23
01/11/94	<50	1.5	<0.3	<0.3	<0.5	-	17.80	NP	0.00	100.98	83.18
04/12/94	<50	<0.3	<0.3	<0.3	<0.5	-	13.59	NP	0.00	100.98	87.39
07/14/94	<50	0.42	<0.3	<0.3	<0.5	-	18.26	NP	0.00	100.98	82.72
07/15/95	100	1.2	<0.5	0.8	<1	-	-	-	-	-	-
01/15/96	1,900	21	13	6.2	6.8	-	13.09	NP	0.00	100.98	87.89
04/15/96	250	5.1	2.7	1.7	1.1	-	13.16	NP	0.00	100.98	87.82
07/15/96	270	6.5	1.4	1.8	1.4	230	-	NP	-	-	-
10/09/96	-	-	-	-	-	-	15.37	NP	0.00	100.98	85.61
01/13/97	25,000	780	5,700	560	4,000	24,000	10.90	NP	0.00	100.98	90.08
04/14/97	6,300	260	1,600	28	550	9,000	-	-	-	-	-
07/07/97	7,500	300	1,500	12	110	16,000	14.70	NP	0.00	100.98	86.28
10/16/97	4,600	<0.3	0.65	<0.3	<0.5	-	13.60	NP	0.00	100.98	87.38
01/07/98	2,700	33	11	37	580	7.3	10.97	NP	0.00	100.98	90.01
04/08/98	300	9.1	<0.3	<0.3	<0.5	650	10.90	NP	0.00	100.98	90.08
07/14/98	670	5.9	<0.3	<0.3	0.53	2,300	15.20	NP	0.00	100.98	85.78
10/15/98	<50	<0.3	<0.3	<0.3	<0.5	19	15.90	NP	0.00	100.98	85.08
01/20/99	<50	<0.3	<0.3	<0.3	<0.5	<5	15.20	NP	0.00	101.98	86.78
04/16/99	<50	<0.3	<0.3	<0.3	<0.5	<5	15.25	NP	0.00	101.98	86.73
07/14/99	<50	<0.3	<0.3	<0.3	<0.5	<5	15.96	NP	0.00	101.98	86.02
10/07/99	<50	<0.3	<0.3	<0.3	<0.5	<5	16.33	NP	0.00	101.98	85.65
01/26/00	<50	<0.3	<0.3	<0.3	<0.5	<5	14.80	NP	0.00	101.98	87.18
04/19/00	965	<0.25	<0.25	<0.25	<0.5	<5	10.97	NP	0.00	101.98	91.01
05/26/00	<50	<0.3	<0.3	<0.3	<0.6	<5	14.43	NP	0.00	101.98	87.55
07/26/00	<50	<0.3	<0.3	<0.3	<0.6	<5	14.02	NP	0.00	101.98	87.96
10/25/00	<50	<0.18	<0.14	<0.18	<0.26	<0.24	14.04	NP	0.00	101.98	87.94

TABLE 1
GROUNDWATER DATA
THRIFTY OIL STATION #063, OAKLAND, CA

DATE SAMPLED	ANALYTICAL PARAMETERS						DEPTH TO GROUNDWATER (feet)	DEPTH TO PRODUCT (feet)	PRODUCT THICKNESS (feet)	CASING ELEVATION (feet)	GROUNDWATER ELEVATION (feet)
	TPH (ug/L)	BENZENE (ug/L)	TOUENE (ug/L)	EthylBenzene (ug/L)	XYLENE (ug/L)	MTBE (ug/L)					
04/14/97	<50	<0.3	<0.3	<0.3	<0.5	<20		-	-	-	-
07/07/97	<50	<0.3	<0.3	<0.3	<0.5	<20	14.20	NP	0.00	99.44	85.24
10/16/97	<50	<0.3	<0.3	<0.3	<0.5	-	13.10	NP	0.00	99.44	86.34
01/07/98	<50	<0.3	<0.3	<0.3	<0.5	0.10	9.80	NP	0.00	99.44	89.64
07/14/98	330	<0.3	<0.3	<0.3	<0.5	380	12.30	NP	0.00	99.44	87.14
10/15/98	<50	<0.3	<0.3	<0.3	<0.5	<5	14.30	NP	0.00	99.44	85.14
01/20/99	<50	0.47	<0.3	<0.3	<0.5	<5	13.60	NP	0.00	100.44	86.84
04/16/99	<50	<0.3	<0.3	<0.3	<0.5	<5	13.50	NP	0.00	100.44	86.94
07/14/99	<50	<0.3	<0.3	<0.3	<0.5	*5 4 / <5	14.65	NP	0.00	100.44	85.79
10/07/99	<50	<0.3	0.96	0.35	1.8	<5	15.39	NP	0.00	100.44	85.05
01/26/00	<50	<0.3	<0.3	<0.3	0.63	<5	13.85	NP	0.00	100.44	86.59
04/19/00	83.1	<0.25	<0.25	<0.25	<0.5	*11 / <5	9.65	NP	0.00	100.44	90.79
05/26/00	<50	<0.3	<0.3	<0.3	<0.6	<5	13.10	NP	0.00	100.44	87.34
07/26/00	<50	<0.3	<0.3	<0.3	<0.6	<5	12.35	NP	0.00	100.44	88.09
10/25/00	<50	<0.18	<0.14	<0.18	<0.26	*7 / 10	12.30	NP	0.00	100.44	88.14
01/10/01	<50	<0.18	<0.14	<0.18	<0.26	78	13.45	NP	0.00	100.44	86.99
04/23/01	<50	<0.18	<0.14	<0.18	<0.26	*9 / 4	9.65	NP	0.00	100.44	90.79
07/16/01	<50	<0.18	<0.14	<0.18	<0.26	<0.24	13.09	NP	0.00	100.44	87.35
10/17/01	<50	<0.18	<0.14	<0.18	<0.26	<0.24	15.37	NP	0.00	100.44	85.07
01/23/02	<50	<0.18	<0.14	<0.18	<0.26	<0.24	13.27	NP	0.00	100.44	87.17
04/10/02	<50	<0.18	<0.14	<0.18	<0.26	<0.24	13.07	NP	0.00	100.44	87.37
07/24/02	<50	<0.18	<0.14	<0.18	<0.26	<0.24	13.86	NP	0.00	100.44	86.58
10/30/02	<50	1.6	<0.14	<0.18	<0.26	6.4	14.20	NP	0.00	100.44	86.24
01/15/03	<50	<0.14	<0.07	<0.08	0.84	<2.0	15.35	NP	0.00	100.44	85.09
04/16/03	<15	<0.04	<0.02	<0.02	<0.06	<0.03	14.58	NP	0.00	100.44	85.86
07/14/03	<15	<0.22	<0.32	<0.31	<0.4	<0.18	15.35	NP	0.00	100.44	85.09
10/08/03	<15	<0.22	<0.32	<0.31	<0.4	<0.18	13.80	NP	0.00	100.44	86.64
01/15/04	<15	<0.04	<0.02	<0.02	<0.06	<0.03	13.51	NP	0.00	100.44	86.93
04/14/04	<15	<0.22	<0.32	<0.31	<0.4	<0.18	11.62	NP	0.00	100.44	88.82
07/29/04	<15	<0.22	<0.32	<0.31	<0.4	<0.18	13.12	NP	0.00	100.44	87.32

NOTE: NP = No free hydrocarbon product
 " - " = Not analyzed / Not available
 * MTBE 8020 / 8260

Benzene, toluene, ethlybenzene, and xylene analyzed by EPA method 8020/8021B.
 Total petroleum hydrocarbons (TPH) analyzed by EPA method 8015 modified for gasoline
 Methyl-tert Butyl Ether (MTBE) analyzed by EPA method 8020/8021B
 On 4/14/04, 10/8/03 & 7/14/2003, BTEX and MTBE analyzed by 8260B

**TABLE 2
OXYGENATE DATA IN GROUNDWATER
THRIFTY OIL STATION # 063, OAKLAND, CA.**

DATE SAMPLED	OXYGENATES			
	Diisopropyl Ether (DIPE) (ug/L)	Ethyl-Tert-Butyl Ether (ETBE) (ug/L)	Tert-Amyl Methyl Ether (TAME) (ug/L)	Tert-Butyl Alcohol (TBA) (ug/L)
MONITORING WELL # MW-1				
10/16/97	<20	<20	<20	3,900
01/07/98	<20	<20	92	<500
04/03/98	<20	<20	65	<500
07/14/03	<0.29	<0.17	<0.28	<10
10/08/03	<0.29	<0.17	15	487
01/15/04	-	-	-	-
04/14/04	-	-	-	-
07/29/04	-	-	-	-
MONITORING WELL # MW-2				
10/16/97	<20	<20	<20	<500
MONITORING WELL # MW-3 (GROUNDWATER SYSTEM'S PUMPING WELL)				
10/16/97	-	-	-	-
01/07/98	-	-	-	-
04/03/98	-	-	-	-
07/14/03	<0.29	<0.17	24	608
10/08/03	<0.29	<0.17	30	<10
01/15/04	-	-	-	-
04/14/04	-	-	-	-
07/29/04	-	-	-	-
MONITORING WELL # MW-4				
10/16/97	<20	<20	<20	14,000
01/07/98	<20	<20	230	<500
04/03/98	<200	<200	<200	<5,000
07/14/03	<0.29	<0.17	62	2,490
10/08/03	<2.9	<1.7	101	<100
01/15/04	-	-	-	-
04/14/04	-	-	-	-
07/29/04	-	-	-	-
MONITORING WELL # MW-5				
10/16/97	<20	<20	<20	4,700
01/07/98	<20	<20	<20	<500
04/03/98	<20	<20	<20	<500
07/14/03	<0.29	<0.17	<0.28	<10
10/08/03	<0.29	<0.17	<0.28	<10
01/15/04	-	-	-	-
04/14/04	-	-	-	-
07/29/04	-	-	-	-

TABLE 2
OXYGENATE DATA IN GROUNDWATER
THRIFTY OIL STATION # 063, OAKLAND, CA.

DATE SAMPLED	OXYGENATES			
	Di-isopropyl Ether (DIPE) (ug/L)	Ethyl-Tert-Butyl Ether (ETBE) (ug/L)	Tert-Amyl Methyl Ether (TAME) (ug/L)	Tert-Butyl Alcohol (TBA) (ug/L)
MONITORING WELL # MW-6				
10/16/97	<20	<20	<20	<500
01/07/98	<20	<20	40	<500
04/03/98	-	-	-	-
07/14/03	<0.29	<0.17	<0.28	<10
10/08/03	<0.29	<0.17	<0.28	<10
01/15/04	-	-	-	-
04/14/04	-	-	-	-
07/29/04	-	-	-	-

NOTE: DIPE, ETBE, TAME, TBA analyzed by EPA Method 8260/8260B

TABLE 3
GROUNDWATER REMEDIATION SYSTEM MONITORING PROGRAM
 Thrifty Oil Co. Station No 063, OAKLAND, CA

Date	Totalizer (gallons)	Total/Cum. Discharge (gallons)	Flow (gal/day)	EFFLUENT (ug/L)						INFLUENT (ug/L)						
				TPH-g	B	T	E	X	MTBE	TPH-g	B	T	E	X	MTBE	
4/8/1991	1,669	0	-	-	<0.3	<0.3	<0.3	<0.9	-	-	1300	120	<7.5	1300	-	
4/15/1991	5,742	4,073	582	-	<0.3	<0.3	<0.3	<0.3	-	-	700	140	<15	500	-	
4/22/1991	10,240	8,571	643	-	<0.3	<0.3	<0.3	<0.9	-	-	850	100	34	860	-	
4/29/1991	15,510	13,841	753	-	<0.3	<0.3	<0.3	<0.9	-	-	220	8.4	<0.3	42	-	
5/6/1991	20,200	18,531	670	-	<0.3	<0.3	<0.3	<0.9	-	-	280	0.8	<0.3	56	-	
5/13/1991	24,430	22,761	604	-	<0.3	<0.3	<0.3	<0.9	-	-	190	5.6	<0.3	37	-	
5/20/1991	28,480	26,811	579	-	<0.3	<0.3	<0.3	<0.9	-	-	150	0.83	1.4	29	-	
5/28/1991	29,310	27,641	104	-	<0.3	<0.3	<0.3	<0.9	-	-	<0.3	<0.3	<0.3	<0.9	-	
6/3/1991	33,080	31,411	628	-	<0.3	<0.3	<0.3	<0.9	-	-	58	4	<0.3	33	-	
6/10/1991	36,939	35,270	551	-	<0.3	<0.3	<0.3	<0.9	-	-	45	<0.3	<0.3	16	-	
6/17/1991	40,673	39,004	533	-	<0.3	<0.3	<0.3	<0.9	-	-	69	4.9	0.9	21	-	
6/24/1991	44,453	42,784	540	-	<0.3	<0.3	<0.3	<0.9	-	-	5.4	2	<0.3	6.6	-	
7/1/1991	48,173	46,504	531	-	<0.5	<0.5	<1	<1	-	-	14	15	<1	9.1	-	
7/8/1991	51,681	50,012	501	-	<0.5	<0.5	<1	<1	-	-	<0.5	<0.5	<1	6.9	-	
7/15/1991	55,186	53,517	501	-	<0.5	<0.5	<1	<1	-	-	<0.5	<0.5	<1	2.6	-	
7/22/1991	62,150	60,481	995	-	<0.5	<0.5	<1	<1	-	-	<0.5	<0.5	<1	2.6	-	
7/29/1991	62,150	60,481	-	-	<0.5	<0.5	<1	<1	-	-	<0.5	<0.5	1.2	19	-	
8/5/1991	63,241	61,572	156	-	<0.5	<0.5	<1	<1	-	-	<0.5	<0.5	<1	<1	-	
8/12/1991	66,091	64,422	407	-	<0.5	<0.5	<1	<1	-	-	2.6	<0.5	<1	12	-	
8/19/1991	67,649	65,980	223	-	<0.5	<0.5	<1	<1	-	-	20	3.3	2.8	70	-	
8/26/1991	70,514	68,845	409	-	<0.5	<0.5	<1	<1	-	-	<0.5	<0.5	1.2	19	-	
9/9/1991	70,564	68,895	4	-	<0.5	<0.5	<1	<1	-	-	270	10	13	69	-	
9/16/1991	73,526	71,857	423	System shut down due to damaged compressor pump						-	-	-	-	-	-	-
10/7/1991	73,526	71,857	-	-	<0.5	<0.5	<1	<1	-	-	<0.5	<0.5	<1	3.8	-	
10/14/1991	74,516	72,847	141	-	<0.5	<0.5	<1	<1	-	-	60	1.1	<1	23	-	
10/21/1991	76,091	74,422	225	-	<0.5	<0.5	<1	<1	-	-	<0.5	<0.5	<1	<1	-	
10/28/1991	83,242	81,573	1,022	-	<0.5	<0.5	<1	<1	-	-	<0.5	<0.5	<1	14	-	
11/3/1991	83,242	81,573	-	-	<0.5	<0.5	<1	<1	-	-	<0.5	<0.5	<1	3.1	-	
11/11/1991	84,351	82,682	139	-	<0.5	<0.5	<1	<1	-	-	99	1.9	<1	14	-	
11/18/1991	85,647	83,978	185	-	<0.5	<0.5	<1	<1	-	-	42	1	1	10	-	
11/25/1991	89,512	87,843	552	-	<0.5	<0.5	<1	<1	-	-	<0.5	<0.5	<1	3.9	-	
12/3/1991	93,407	91,738	487	-	<0.5	<0.5	<1	<1	-	-	<0.5	<0.5	<1	3.8	-	
12/9/1991	96,210	94,541	467	-	<0.5	<0.5	<1	<1	-	-	<0.5	<0.5	<1	3.2	-	
12/16/1991	99,045	97,376	405	-	<0.5	<0.5	<0.5	<0.5	-	-	1.3	<0.5	<0.5	1.5	-	
12/23/1991	102,334	100,665	470	-	<0.5	<0.5	<0.5	<0.5	-	-	1.7	<0.5	<0.5	2.4	-	
12/30/1991	105,124	103,455	399	-	<0.5	<0.5	<0.5	<0.5	-	-	22.6	1.2	0.7	4.9	-	
1/15/1992	115,691	114,022	660	-	<0.5	<0.5	<0.5	<0.5	-	-	130	11	<0.5	50	-	
2/10/1992	124,846	123,177	352	-	<0.5	<0.5	<0.5	<0.5	-	-	20	0.51	<0.5	3.6	-	
3/9/1992	149,965	148,296	897	<200	<0.5	<0.5	<0.5	<0.5	-	12,000	2,100	400	170	2,100	-	
4/13/1992	168,567	166,898	531	<200	<0.5	<0.5	<0.5	<0.5	-	2,100	280	3.9	<2.5	98	-	
5/11/1992	187,170	185,501	664	<200	<0.5	0.7	<0.5	<0.5	-	<200	<0.5	<0.5	<0.5	<0.5	-	
6/8/1992	190,490	188,821	119	-	<0.5	<0.5	<0.5	<0.5	-	-	44	3.7	0.7	64	-	
7/6/1992	197,080	195,411	235	-	-	-	-	-	-	-	-	-	-	-	-	
7/13/1992	197,890	196,221	116	-	<0.5	<0.5	<0.5	<0.5	-	-	<0.5	<0.5	<0.5	<0.5	-	

TABLE 3
GROUNDWATER REMEDIATION SYSTEM MONITORING PROGRAM
 Thrifty Oil Co. Station No 063, OAKLAND, CA

Date	Totalizer (gallons)	Total/Cum. Discharge (gallons)	Flow (gal/day)	EFFLUENT (ug/L)						INFLUENT (ug/L)					
				TPH-g	B	T	E	X	MTBE	TPH-g	B	T	E	X	MTBE
7/13/1992	197,890	196,221	-	System shut down for repair of electrical motor											
8/10/1992	197,890	196,221	-	Restart the system											
8/17/1992	201,300	199,631	487	-	<0.5	<0.5	<0.5	<0.5	-	-	<0.5	<0.5	<0.5	<1	-
9/14/1992	209,647	207,978	298	-	<0.5	<0.5	<0.5	<1	-	-	<0.5	<0.5	<0.5	<1	-
10/5/1992	217,360	215,691	367	<200	<0.5	<0.5	<0.5	<1	-	<200	<0.5	<0.5	<0.5	<1	-
11/09/92	225,780	224,111	241	-	<0.5	<0.5	<0.5	<1	-	-	1.1	0.5	<0.5	10	-
12/14/92	243,048	241,379	493	-	<0.5	<0.5	<0.5	<1	-	-	720	46	<10	1,700	-
01/04/93	252,510	250,841	451	-	<0.5	<0.5	<0.5	<1	-	-	400	32	<25	520	-
02/15/93	266,210	264,541	326	<200	<0.5	<0.5	<0.5	<1	-	9,000	1,400	330	260	1,200	-
03/08/93	269,330	267,661	149	-	<0.5	<0.5	<0.5	<1	-	-	1,100	150	7.5	1,000	-
04/26/93	271,290	269,621	40	<100	<0.5	<0.5	<0.5	<1	-	7,200	1,100	100	25	780	-
04/26/93	271,290	269,621	-	System shut down for repair											
07/15/93	272,577	270,908	16	Restart the system											
08/11/93	284,230	282,561	432	-	<0.5	<0.5	<0.5	<1	-	-	1.3	<0.5	<0.5	1.6	-
09/16/93	298,832	297,163	406	<60	<0.3	<0.3	<0.3	<0.6	-	<60	<0.3	<0.3	<0.3	<0.6	-
10/08/93	305,641	303,972	310	-	-	-	-	-	-	-	-	-	-	-	-
10/11/93	307,068	305,399	476	<60	<0.3	<0.3	<0.3	<0.6	-	<60	<0.3	<0.3	<0.3	<0.6	-
10/15/93	308,495	306,826	357	-	-	-	-	-	-	-	-	-	-	-	-
11/12/93	318,203	316,534	347	<50	<0.3	<0.3	<0.3	<0.5	-	<50	<0.3	<0.3	<0.3	<0.5	-
12/10/93	329,947	328,278	419	<50	<0.3	<0.3	<0.3	<0.5	-	<50	<0.3	<0.3	<0.3	<0.5	-
01/13/94	345,860	344,191	468	-	<0.3	<0.3	<0.3	<0.5	-	-	<0.3	<0.3	<0.3	<0.5	-
02/10/94	359,662	357,993	493	-	<0.3	<0.3	<0.3	<0.5	-	-	430	41	36	480	-
02/16/94	618,620	357,993	-	Changed air filters. The water flowmeter jumped from 359,662 to 618,620											
03/10/94	627,540	366,913	446	-	<0.3	<0.3	<0.3	<0.5	-	-	<0.3	<0.3	<0.3	7.7	-
04/14/94	645,330	384,703	508	<50	<0.3	<0.3	<0.3	<0.5	-	170	1.5	<0.3	0.38	0.73	-
05/19/94	653,520	392,893	234	<50	<0.3	<0.3	<0.3	<0.5	-	1,500	46	4.1	0.5	84	-
06/16/94	664,015	403,388	375	<50	<0.3	<0.3	<0.3	<0.5	-	12,000	860	37	<13	1,600	-
07/14/94	672,750	412,123	312	<50	<0.3	<0.3	<0.3	<0.5	-	<50	<0.3	<0.3	<0.3	<0.5	-
08/11/94	681,920	421,293	328	<50	<0.3	<0.3	<0.3	<0.5	-	<50	<0.3	<0.3	<0.3	<0.5	-
09/15/94	692,083	431,456	290	<50	<0.3	<0.3	<0.3	<0.5	-	<50	<0.3	<0.3	<0.3	<0.5	-
10/17/94	699,979	439,352	247	<50	<0.3	<0.3	<0.5	<0.5	-	<50	<0.3	<0.3	<0.5	<0.5	-
11/14/94	712,539	451,912	449	<50	<0.3	<0.3	<0.5	<0.5	-	<50	<0.3	<0.3	<0.5	<0.5	-
12/19/94	734,620	473,993	631	<50	<0.3	<0.3	<0.5	<0.5	-	<50	<0.3	<0.3	<0.5	<0.5	-
01/10/95	742,072	481,445	339	-	-	-	-	-	-	-	-	-	-	-	-
01/16/95	742,074	481,447	0	System shut down for repair of compressor pump											
02/06/95	742,074	481,447	-	Restart the system											
02/13/95	744,063	483,436	284	<50	<0.3	<0.3	<0.5	<0.5	-	<50	<0.3	<0.3	<0.5	<0.5	-
03/13/95	758,930	498,303	531	<100	<0.5	<0.5	<0.5	<1	-	1,300	<0.5	<0.5	<0.5	<1	-
04/17/95	768,276	507,649	267	<100	<0.5	<0.5	<0.5	<1	-	6,200	410	73	97	280	-
05/15/95	780,716	520,089	444	<100	<0.5	<0.5	<0.5	<1	-	1,300	0.6	<0.5	<0.5	<1	-
06/12/95	784,514	523,887	136	<100	<0.5	<0.5	<0.5	<1	-	<100	<0.5	<0.5	<0.5	<1	-
07/18/95	794,158	533,531	268	<100	<0.5	<0.5	<0.5	<1	-	1,100	<0.5	<0.5	<0.5	<1	-
08/14/95	795,216	534,569	39	<100	<0.5	<0.5	<0.5	<1	-	170	<0.5	<0.5	<0.5	<1	-
09/06/95	797,631	537,004	105	<100	<0.5	<0.5	<0.5	<1	-	1,320	<0.5	<0.5	<0.5	<1	-

TABLE 3
GROUNDWATER REMEDIATION SYSTEM MONITORING PROGRAM
 Thrifty Oil Co. Station No 063, OAKLAND, CA

Date	Totalizer (gallons)	Total/Cum. Discharge (gallons)	Flow (gal/day)	EFFLUENT (ug/L)						INFLUENT (ug/L)					
				TPH-g	B	T	E	X	MTBE	TPH-g	B	T	E	X	MTBE
10/17/95	800,316	539,689	65	<100	<0.5	<0.5	<0.5	<1	-	2,400	26	27	3.9	46	-
11/20/95	806,264	545,637	175	150	<0.3	<0.3	<0.3	<0.5	-	450	0.31	<0.3	<0.3	<0.5	-
12/11/95	809,236	548,609	142	300	<0.3	<0.3	<0.3	0.59	-	470	<0.3	<0.3	<0.3	<0.5	-
01/15/96	822,734	562,107	386	510	<0.3	<0.3	<0.3	<0.5	-	900	0.39	<0.3	<0.3	<0.5	-
02/19/96	848,213	587,586	728	800	<0.3	0.57	<0.3	0.83	-	1700	23	3.7	<0.3	80	-
03/19/96	849,587	588,960	47	930	<0.3	<0.3	<0.3	<0.5	-	1,600	5.5	1.4	<0.3	94	-
04/15/96	852,042	591,415	91	990	<0.3	<0.3	<0.3	<0.5	-	1,100	0.43	<0.3	<0.3	<0.5	-
05/13/96	890,214	629,587	1,363	840	<0.3	<0.3	<0.3	<0.5	-	910	<0.3	<0.3	<0.3	<0.5	-
05/13/96	890,214	629,587	-	System shut down for carbon change											
06/14/96	890,214	629,587	-	Restart the system											
06/18/96	890,818	630,191	151	<50	<0.3	<0.3	<0.3	<0.5	-	1,000	92	8.7	3.4	55	-
07/01/96	892,781	632,154	151	-	-	-	-	-	-	-	-	-	-	-	-
07/08/96	894,210	633,583	204	System shut down due to burglary and damaged air compressor											
08/05/96	894,210	633,583	-	Restart the system											
08/13/96	896,220	635,593	251	<50	<0.3	<0.3	<0.3	<0.5	-	3,500	160	110	220	650	-
09/23/96	899,410	638,763	78	<50	<0.3	<0.3	<0.3	<0.5	-	<50	0.49	<0.3	<0.3	<0.5	-
10/09/96	899,845	639,218	27	<50	<0.3	<0.3	<0.3	<0.5	-	730	1.7	0.42	2.1	2.5	-
11/11/96	901,348	640,721	46	<50	<0.3	<0.3	<0.3	<0.5	-	81	<0.3	<0.3	<0.3	<0.5	-
12/09/96	901,576	640,949	8	<50	<0.3	<0.3	<0.3	<0.5	-	<50	<0.3	<0.3	<0.3	<0.5	-
01/13/97	904,630	644,003	87	<50	<0.3	<0.3	<0.3	<0.5	-	13,000	590	250	180	850	-
02/10/97	912,610	651,983	285	82	<0.3	0.38	<0.3	<0.5	-	700	0.92	0.75	<0.3	4.1	-
03/10/97	921,020	660,393	300	<50	<0.3	<0.3	<0.3	<0.5	-	600	<0.3	<0.3	<0.3	<0.5	-
04/14/97	932,410	671,783	325	<50	<0.3	<0.3	<0.3	<0.5	-	4,400	<0.3	<0.3	<0.3	<0.5	-
05/12/97	941,028	680,401	308	<50	<0.3	<0.3	<0.3	<0.5	-	5,600	7.3	0.32	<0.3	17	-
06/23/97	943,183	682,556	51	-	-	-	-	-	-	-	-	-	-	-	-
07/07/97	945,821	685,194	188	<50	<0.3	<0.3	<0.3	<0.5	-	1,500	3.4	<0.3	<0.3	26	-
08/04/97	951,020	690,393	186	-	-	-	-	-	-	-	-	-	-	-	-
09/02/97	957,933	697,306	238	System shut down due to stolen air compressor											
10/06/97	961,030	700,403	91	-	-	-	-	-	-	-	-	-	-	-	-
10/16/97	961,077	700,450	5	<50	<0.3	<0.3	<0.3	<0.5	-	550	<0.3	<0.3	<0.3	<0.5	-
11/17/97	970,920	710,293	308	-	-	-	-	-	-	-	-	-	-	-	-
12/23/97	986,016	725,389	419	-	-	-	-	-	-	-	-	-	-	-	-
01/05/98	991,520	730,893	423	-	-	-	-	-	-	-	-	-	-	-	-
01/07/98	992,365	731,738	423	<50	<0.3	<0.3	<0.3	<0.5	-	65,000	690	8,400	3,100	20,000	-
02/02/98	998,874	736,247	173	-	-	-	-	-	-	-	-	-	-	-	-
02/09/98	-	736,247	-	System shut down due to the UST replacement and station remodeling											
02/17/98	-	736,247	-	<50	<0.3	<0.3	<0.3	<0.5	-	35,000	150	<15	<15	8,900	-
04/13/98	53,000	736,247	-	Replaced carbons and restarted system with new meter (53,000)											
4/13 - 6/1/98	-	736,247	-	System was undergoing several maintenance / piping / hose replacement											
06/01/98	53,780	737,027	16	-	-	-	-	-	-	-	-	-	-	-	-
07/14/98	56,905	740,152	73	<50	<0.3	<0.3	<0.3	<0.5	-	3,500	14	0.56	<0.3	26	-
08/13/98	59,426	742,673	84	-	-	-	-	-	-	-	-	-	-	-	-
09/11/98	62,356	745,603	101	-	-	-	-	-	-	-	-	-	-	-	-
10/15/98	62,714	745,961	11	<50	<0.3	<0.3	<0.3	<0.5	-	2,200	21	4	<0.3	100	-

TABLE 3
GROUNDWATER REMEDIATION SYSTEM MONITORING PROGRAM
 Thrifty Oil Co. Station No 063, OAKLAND, CA

Date	Totalizer (gallons)	Total/Cum. Discharge (gallons)	Flow (gal/day)	EFFLUENT (ug/L)						INFLUENT (ug/L)					
				TPH-g	B	T	E	X	MTBE	TPH-g	B	T	E	X	MTBE
11/06/98	62,952	746,199	11	-	-	-	-	-	-	-	-	-	-	-	-
11/20/98	-	746,199	-	System shut down for flowmeter replacement											
12/01/98	0 0	746,199	-	Restart the system with flowmeter at 000											
12/31/98	5,340 0	751,539	178	-	-	-	-	-	-	-	-	-	-	-	-
01/11/99	15,020 0	761,219	880	System shut down											
1/11 - 2/1/99	-	761,219	-	System was undergoing maintenance for the compressor											
01/20/99	-	761,219	-	<50	<0.3	<0.3	<0.3	<0.5	-	110	0.43	0.42	<0.3	<0.5	260
02/01/99	15,600.0	761,799	28	Restart system											
02/12/99	22,840.0	769,039	658	-	-	-	-	-	-	-	-	-	-	-	-
02/22/99	22,840 0	769,039	-	System shut down for carbon canister replacement											
03/26/99	22,840 0	769,039	-	Restart the system											
03/31/99	24,620 0	770,819	356	-	-	-	-	-	-	-	-	-	-	-	-
04/16/99	29,605 0	775,804	312	<50	<0.3	<0.3	<0.3	<0.5	<5	<50	<0.3	<0.3	<0.3	<0.5	<5
05/11/99	36,010.0	782,209	256	-	-	-	-	-	-	-	-	-	-	-	-
05/25/99	46,000.0	792,199	714	System shut down due to carbon canister leaking											
09/02/99	46,000 0	792,199	-	Restart system											
09/17/99	46,217 0	792,416	14	-	-	-	-	-	-	-	-	-	-	-	-
10/07/99	46,809.0	793,008	30	<50	<0.3	<0.3	<0.3	<0.5	11	65	<0.3	<0.3	<0.3	<0.5	120
10/21/99	47,278.0	793,477	34	System shut down for carbon change											
11/24/99	47,283.0	793,482	0	Restart system											
12/30/99	49,386.0	795,585	58	-	-	-	-	-	-	-	-	-	-	-	-
01/26/00	50,569 0	796,768	44	<50	<0.3	<0.3	<0.3	<0.5	-	<50	<0.3	<0.3	<0.3	<0.5	-
02/25/00	51,983.0	798,182	47	-	-	-	-	-	-	-	-	-	-	-	-
03/24/00	54,603.0	800,802	94	-	-	-	-	-	-	-	-	-	-	-	-
04/19/00	56,754.0	802,953	83	<5	<0.25	<0.25	<0.25	<0.5	-	<50	1.3	<0.25	<0.25	<0.5	<5
04/30/00	58,022 0	804,221	115	-	-	-	-	-	-	-	-	-	-	-	-
05/26/00	60,086.0	806,285	79	-	-	-	-	-	-	923	<0.6	2	85	80	*8,350/4,810
06/16/00	61,889.0	808,088	86	<50	<0.3	<0.3	<0.3	<0.6	<5	3,820	<0.3	<0.3	<0.3	<0.6	3,740
07/26/00	65,987 0	812,186	102	<50	<0.3	<0.3	<0.3	<0.6	<5	<50	<0.3	<0.3	<0.3	<0.6	<5
08/25/00	68,630 0	814,829	68	-	-	-	-	-	-	-	-	-	-	-	-
09/29/00	85,661.0	831,860	487	-	-	-	-	-	-	-	-	-	-	-	-
10/13/00	96,212.0	842,411	754	-	-	-	-	-	-	-	-	-	-	-	-
10/20/00	99,700 0	845,899	498	Shut down system for QWS and replaced flowmeter starting at 000 (old meter estimated at 99,700). System restarted on 10/25/00 after QWS											
10/25/00	0 0	845,899	-	<50	<0.18	<0.14	<0.18	<0.26	<0.24	17,100	111	121	141	972	996
10/27/00	2,160	848,059	1,080	-	-	-	-	-	-	-	-	-	-	-	-
11/03/00	7,420	853,319	751	-	-	-	-	-	-	-	-	-	-	-	-
11/24/00	16,560	862,459	435	-	-	-	-	-	-	-	-	-	-	-	-
12/22/00	51,530	897,429	1,249	-	-	-	-	-	-	-	-	-	-	-	-
01/10/01	54,520	900,419	157	<50	<0.18	<0.14	<0.18	<0.26	<0.24	10,000	384	223	<0.18	1,330	11,600
02/19/01	99,640	945,539	1,128	-	-	-	-	-	-	-	-	-	-	-	-
03/19/01	144,170	990,089	1,590	-	-	-	-	-	-	-	-	-	-	-	-
04/09/01	167,050	1,012,949	1,090	378	<0.18	<0.14	<0.18	<0.26	475	4,040	191	4	42	38	4,990
04/13/01	169,210	1,015,109	540	Shut down system for replacement of carbon drums											
04/18/01	169,210	1,015,109	-	Restart system											

TABLE 3
GROUNDWATER REMEDIATION SYSTEM MONITORING PROGRAM
 Thrifty Oil Co. Station No 063, OAKLAND, CA

Date	Totalizer (gallons)	Total/Cum. Discharge (gallons)	Flow (gal/day)	EFFLUENT (ug/L)						INFLUENT (ug/L)					
				TPH-g	B	T	E	X	MTBE	TPH-g	B	T	E	X	MTBE
04/23/01	177,140	1,023,039	1,586	93	<0.18	<0.14	<0.18	<0.26	132	1,400	<0.18	<0.14	<0.18	<0.26	3,240
05/02/01	186,800	1,032,699	1,073	Shut down system for carbon change											
05/18/01	186,900	1,032,799	6	Restart system											
05/30/01	200,850	1,046,749	1,163	<50	<0.18	<0.14	<0.18	<0.26	<0.24	3,100	15	<0.14	1	2	*8,510 / 5,780
06/25/01	266,720	1,112,619	2,533	-	-	-	-	-	-	-	-	-	-	-	-
07/09/01	278,760	1,124,659	860	<50	<0.18	<0.14	<0.18	<0.26	<0.24	748	15	<0.14	2	2.7	1,440
08/13/01	399,700	1,245,599	3,455	-	-	-	-	-	-	-	-	-	-	-	-
09/24/01	451,240	1,297,139	1,227	-	-	-	-	-	-	-	-	-	-	-	-
10/01/01	488,310	1,334,209	5,296	<50	<0.18	<0.14	<0.18	<0.26	<0.24	956	1.2	<0.14	<0.18	<0.26	878
11/12/01	636,260	1,482,159	3,523	-	-	-	-	-	-	-	-	-	-	-	-
12/31/01	674,080	1,519,979	772	-	-	-	-	-	-	-	-	-	-	-	-
01/14/02	688,450	1,534,349	1,026	<50	<0.18	<0.14	<0.18	<0.26	<0.24	232	1	1	<0.18	<0.26	363
02/18/02	738,420	1,584,319	1,428	-	-	-	-	-	-	-	-	-	-	-	-
03/25/02	814,570	1,660,469	2,176	-	-	-	-	-	-	-	-	-	-	-	-
04/08/02	828,510	1,674,409	996	<50	<0.18	<0.14	<0.18	<0.26	<0.24	105	<0.18	<0.14	<0.18	<0.26	157
04/22/02	895,910	1,741,809	4,814	-	-	-	-	-	-	-	-	-	-	-	-
05/06/02	895,920	1,741,819	1	System off; Restart											
05/13/02	929,130	1,775,029	4,744	-	-	-	-	-	-	-	-	-	-	-	-
06/03/02	-	1,839,639	-	-	<0.5	<0.7	<0.8	<3.3	-	Outlet sampling results from EBMUD (sample collected by EBMUD inspector)					
06/03/02	993,740	1,839,639	3,077	<50	<0.18	<0.14	<0.18	<0.26	<0.24	Split-sample results (sample collected by us)					
06/24/02	1,001,590	1,847,489	374	-	-	-	-	-	-	-	-	-	-	-	-
07/08/02	-	1,847,489	-	<50	<0.18	<0.14	<0.18	<0.26	<0.24	4,710	1	1.2	<0.18	2	6,980
07/12/02	1,051,430	1,897,329	2,769	-	-	-	-	-	-	-	-	-	-	-	-
07/29/02	1,052,820	1,898,719	82	System shut down for carbon change											
08/16/02	1,052,820	1,898,719	-	Restart											
08/30/02	1,069,050	1,914,949	1,159	-	-	-	-	-	-	-	-	-	-	-	-
09/20/02	-	1,952,309	-	-	<0.5	<0.7	<0.8	<3.3	-	Outlet sampling results from EBMUD (sample collected by EBMUD inspector)					
09/20/02	1,106,410	1,952,309	1,779	<50	<0.1	<0.15	<0.06	-	-	Split-sample results (sample collected by us, analysis by EPA 624 & 8015M)					
09/30/02	1,110,180	1,956,079	377	-	-	-	-	-	-	-	-	-	-	-	-
10/07/02	1,114,720	1,960,619	649	<50	<0.18	<0.14	<0.18	<0.26	<0.24	128	<0.18	<0.14	<0.18	<0.26	95
10/28/02	1,127,540	1,973,439	610	-	-	-	-	-	-	-	-	-	-	-	-
11/25/02	1,149,730	1,995,629	793	-	-	-	-	-	-	-	-	-	-	-	-
12/20/02	1,166,840	2,012,739	684	-	-	-	-	-	-	-	-	-	-	-	-
12/30/02	1,173,420	2,019,319	658	-	-	-	-	-	-	-	-	-	-	-	-
01/06/03	1,182,610	2,028,509	1,313	<50	<0.14	1.2	<0.08	2.4	<2.0	9,860	<1.4	29	14	2,420	205
01/13/03	1,189,320	2,035,219	959	Shut down for QWS											
01/15/03	1,189,320	2,035,219	-	Restart											
02/24/03	1,223,450	2,069,349	853	-	-	-	-	-	-	-	-	-	-	-	-
03/10/03	1,238,640	2,084,539	1,085	-	-	-	-	-	-	-	-	-	-	-	-
03/17/03	1,257,710	2,103,609	2,724	System off											
03/28/03	1,257,710	2,103,609	-	Restart											
03/31/03	1,266,150	2,112,049	2,813	-	-	-	-	-	-	-	-	-	-	-	-
04/02/03	1,272,100	2,117,999	2,975	-	-	-	-	-	-	-	-	-	-	-	-
04/07/03	1,286,160	2,132,059	2,812	<15	<0.04	2.2	<0.02	<0.06	<0.03	14,000	20	20	2.2	14	9,090

TABLE 3
GROUNDWATER REMEDIATION SYSTEM MONITORING PROGRAM
 Thrifty Oil Co. Station No 063, OAKLAND, CA

Date	Totalizer (gallons)	Total/Cum. Discharge (gallons)	Flow (gal/day)	EFFLUENT (ug/L)						INFLUENT (ug/L)					
				TPH-g	B	T	E	X	MTBE	TPH-g	B	T	E	X	MTBE
04/14/03	1,294,060	2,139,959	1,129	System shut down for QWS											
04/16/03	1,294,080	2,139,979	10	Restart											
04/21/03	1,299,660	2,145,559	1,116	-	-	-	-	-	-	-	-	-	-	-	-
04/28/03	1,302,140	2,146,039	354	-	-	-	-	-	-	-	-	-	-	-	-
05/05/03	1,302,710	2,148,609	81	System shut down for carbon change											
05/07/03	1,302,710	2,148,609	-	Restart											
05/12/03	1,303,230	2,149,129	104	-	-	-	-	-	-	-	-	-	-	-	-
05/19/03	1,318,460	2,164,359	2,176	-	-	-	-	-	-	-	-	-	-	-	-
05/30/03	1,321,830	2,167,729	306	-	-	-	-	-	-	-	-	-	-	-	-
06/02/03	1,327,490	2,173,389	1,887	-	-	-	-	-	-	-	-	-	-	-	-
06/09/03	1,336,370	2,182,269	1,269	-	-	-	-	-	-	-	-	-	-	-	-
06/16/03	1,347,480	2,193,379	1,587	-	-	-	-	-	-	-	-	-	-	-	-
06/23/03	1,359,690	2,205,589	1,744	-	-	-	-	-	-	-	-	-	-	-	-
07/01/03	1,366,090	2,211,989	800	-	-	-	-	-	-	-	-	-	-	-	-
07/07/03	1,369,730	2,215,629	607	System shut down for QWS											
07/15/03	1,369,730	2,215,629	-	Restart											
07/21/03	1,382,630	2,228,529	2,150	<15	<0.04	1.0	<0.02	<0.06	<0.03	7,710	<0.04	<0.02	<0.02	<0.06	3,550
07/28/03	1,389,840	2,235,739	1,030	-	-	-	-	-	-	-	-	-	-	-	-
08/04/03	1,408,710	2,254,609	2,698	-	-	-	-	-	-	-	-	-	-	-	-
08/15/03	1,411,520	2,257,419	255	System shut down for carbon change											
08/29/03	1,411,560	2,257,459	3	Restart											
09/03/03	1,419,210	2,265,109	1,530	-	-	-	-	-	-	-	-	-	-	-	-
09/12/03	1,423,520	2,269,419	479	-	-	-	-	-	-	-	-	-	-	-	-
09/15/03	1,427,810	2,273,709	1,430	-	-	-	-	-	-	-	-	-	-	-	-
09/22/03	1,429,700	2,275,599	270	System shut down for installation of new 24-hour timer											
09/26/03	1,429,700	2,275,599	-	Restart											
09/29/03	1,430,560	2,276,459	287	-	-	-	-	-	-	-	-	-	-	-	-
10/06/03	1,431,140	2,277,039	83	System shut down for QWS											
10/08/03	1,431,140	2,277,039	-	Restart											
10/10/03	-	2,278,189	-	-	< 0.50	< 0.70	< 0.80	< 3.30	-	Outlet sampling results from EBMUD (sample collected by EBMUD inspector)					
10/10/03	1,432,290	2,278,189	575	<15	<0.04	<0.02	<0.02	<0.06	<0.03	16,200	<0.04	4.4	4.8	46	8,700
10/17/03	1,433,790	2,279,689	214	-	-	-	-	-	-	-	-	-	-	-	-
10/22/03	-	2,280,489	-	-	< 0.50	< 0.70	< 0.80	< 3.30	-	Outlet sampling results from EBMUD (sample collected by EBMUD inspector)					
10/22/03	1,434,590	2,280,489	160	<15	<0.04	<0.02	<0.02	<0.06	<0.03	Split-sample results (sample collected by us)					
10/27/03	1,435,610	2,281,509	204	-	-	-	-	-	-	-	-	-	-	-	-
11/03/03	1,438,740	2,284,639	447	-	-	-	-	-	-	-	-	-	-	-	-
11/14/03	1,443,620	2,289,519	444	-	-	-	-	-	-	-	-	-	-	-	-
11/21/03	1,447,510	2,293,409	558	-	-	-	-	-	-	-	-	-	-	-	-
12/05/03	1,452,410	2,298,309	350	-	-	-	-	-	-	-	-	-	-	-	-
12/09/03	1,458,320	2,304,219	1,478	-	-	-	-	-	-	-	-	-	-	-	-
12/17/03	1,462,410	2,308,309	511	-	-	-	-	-	-	-	-	-	-	-	-
12/26/03	1,468,630	2,314,529	691	-	-	-	-	-	-	-	-	-	-	-	-
12/31/03	1,469,710	2,315,609	216	-	-	-	-	-	-	-	-	-	-	-	-
01/06/04	1,472,000	2,317,899	382	<15	<0.04	<0.02	<0.02	<0.06	<0.03	7,900	658	1,560	62	1,090	2,170

TABLE 3
GROUNDWATER REMEDIATION SYSTEM MONITORING PROGRAM
 Thrifty Oil Co. Station No 063, OAKLAND, CA

Date	Totalizer (gallons)	Total/Cum Discharge (gallons)	Flow (gal/day)	EFFLUENT (ug/L)						INFLUENT (ug/L)					
				TPH-g	B	T	E	X	MTBE	TPH-g	B	T	E	X	MTBE
01/14/04	1,474,650	2,320,549	331	System shut down for QWS; Restarted 1/15/04											
01/28/04	-	2,331,689	-	-	< 0.50	< 0.70	< 0.80	< 3.30	-	Outlet sampling results from EBMUD (sample collected by EBMUD inspector)					
01/28/04	1,485,790	2,331,689	857	<15	<0.04	<0.02	<0.02	<0.06	<0.03	Split-sample results (sample collected by us)					
02/04/04	1,492,340	2,338,239	936	-	-	-	-	-	-	-	-	-	-	-	-
02/10/04	1,494,550	2,340,449	368	-	-	-	-	-	-	-	-	-	-	-	-
02/20/04	1,498,790	2,344,689	424	-	-	-	-	-	-	-	-	-	-	-	-
02/25/04	1,499,360	2,345,259	114	-	-	-	-	-	-	-	-	-	-	-	-
03/03/04	1,514,700	2,360,599	2,191	-	-	-	-	-	-	-	-	-	-	-	-
03/09/04	1,517,300	2,363,199	433	-	-	-	-	-	-	-	-	-	-	-	-
03/17/04	1,519,100	2,364,999	225	-	-	-	-	-	-	-	-	-	-	-	-
03/24/04	1,524,600	2,370,499	786	-	-	-	-	-	-	-	-	-	-	-	-
04/01/04	1,529,300	2,375,199	588	-	-	-	-	-	-	-	-	-	-	-	-
04/07/04	1,531,200	2,377,099	317	<15	<0.22	<0.32	<0.31	<0.4	<0.18	1,380	113	93	16	76	191
04/14/04	1,533,000	2,378,899	257	System shut down for QWS on 4/7; Restarted 4/14											
04/22/04	1,576,400	2,422,299	5,425	-	-	-	-	-	-	-	-	-	-	-	-
04/28/04	1,623,500	2,469,399	7,850	-	-	-	-	-	-	-	-	-	-	-	-
05/06/04	1,668,920	2,514,819	5,678	-	-	-	-	-	-	-	-	-	-	-	-
05/13/04	1,691,100	2,536,999	3,169	-	-	-	-	-	-	-	-	-	-	-	-
05/20/04	1,726,500	2,572,399	5,057	-	-	-	-	-	-	-	-	-	-	-	-
06/28/04	1,748,910	2,594,809	2,801	-	-	-	-	-	-	-	-	-	-	-	-
06/04/04	1,749,320	2,595,219	59	Found system off; for replacement of on and off switch											
06/11/04	1,749,320	2,595,219	-	Restarted											
06/16/04	1,751,910	2,597,809	518	-	-	-	-	-	-	-	-	-	-	-	-
06/22/04	1,753,550	2,599,449	273	-	-	-	-	-	-	-	-	-	-	-	-
07/02/04	1,756,530	2,602,429	298	-	-	-	-	-	-	-	-	-	-	-	-
07/08/04	1,759,110	2,605,009	430	<15	<0.22	<0.32	<0.31	<0.4	<0.18	652	31	<0.32	<0.31	2.1J	383
07/15/04	1,759,260	2,605,159	21	-	-	-	-	-	-	-	-	-	-	-	-
07/22/04	1,760,630	2,606,529	196	-	-	-	-	-	-	-	-	-	-	-	-
07/28/04	1,762,810	2,608,709	363	Shut down system for carbon change											
08/05/04	1,762,810	2,608,709	-	Restarted											
08/12/04	1,765,370	2,611,269	366	-	-	-	-	-	-	-	-	-	-	-	-
08/20/04	1,767,950	2,613,849	323	-	-	-	-	-	-	-	-	-	-	-	-
08/27/04	1,771,100	2,616,999	450	-	-	-	-	-	-	-	-	-	-	-	-
09/03/04	1,773,750	2,619,649	379	-	-	-	-	-	-	-	-	-	-	-	-
09/07/04	1,777,590	2,623,489	960	-	-	-	-	-	-	-	-	-	-	-	-
09/10/04	1,778,460	2,624,359	290	Shut down system due to operator vacation											
09/29/04	1,778,460	2,624,359	-	Restarted											

WD PERMIT LIMITS:	NE	5.0	5.0	5.0	5.0	NE
--------------------------	----	-----	-----	-----	-----	----

Note: < = less than laboratory detection level indicated
 - = no sample / not analyzed
 NE = Permit Limit not established

TPH is analyzed by EPA Method 8015 M
 BTEX is analyzed by EPA Method 602 or 8020/8021
 *MTBE 8020/8260

In February 2000, the total cumulative discharge amount was corrected to reflect all system maintenance and flowmeter changeouts

TABLE 3
GROUNDWATER REMEDIATION SYSTEM MONITORING PROGRAM
 Thrifty Oil Co. Station No 063, OAKLAND, CA

Date	Totalizer (gallons)	Total/Cum. Discharge (gallons)	Flow (gal/day)	EFFLUENT (ug/L)					INFLUENT (ug/L)							
				TPH-g	B	T	E	X	MTBE	TPH-g	B	T	E	X	MTBE	

since the startup of the system. The total number may be different from previous versions of this table.

FIGURES

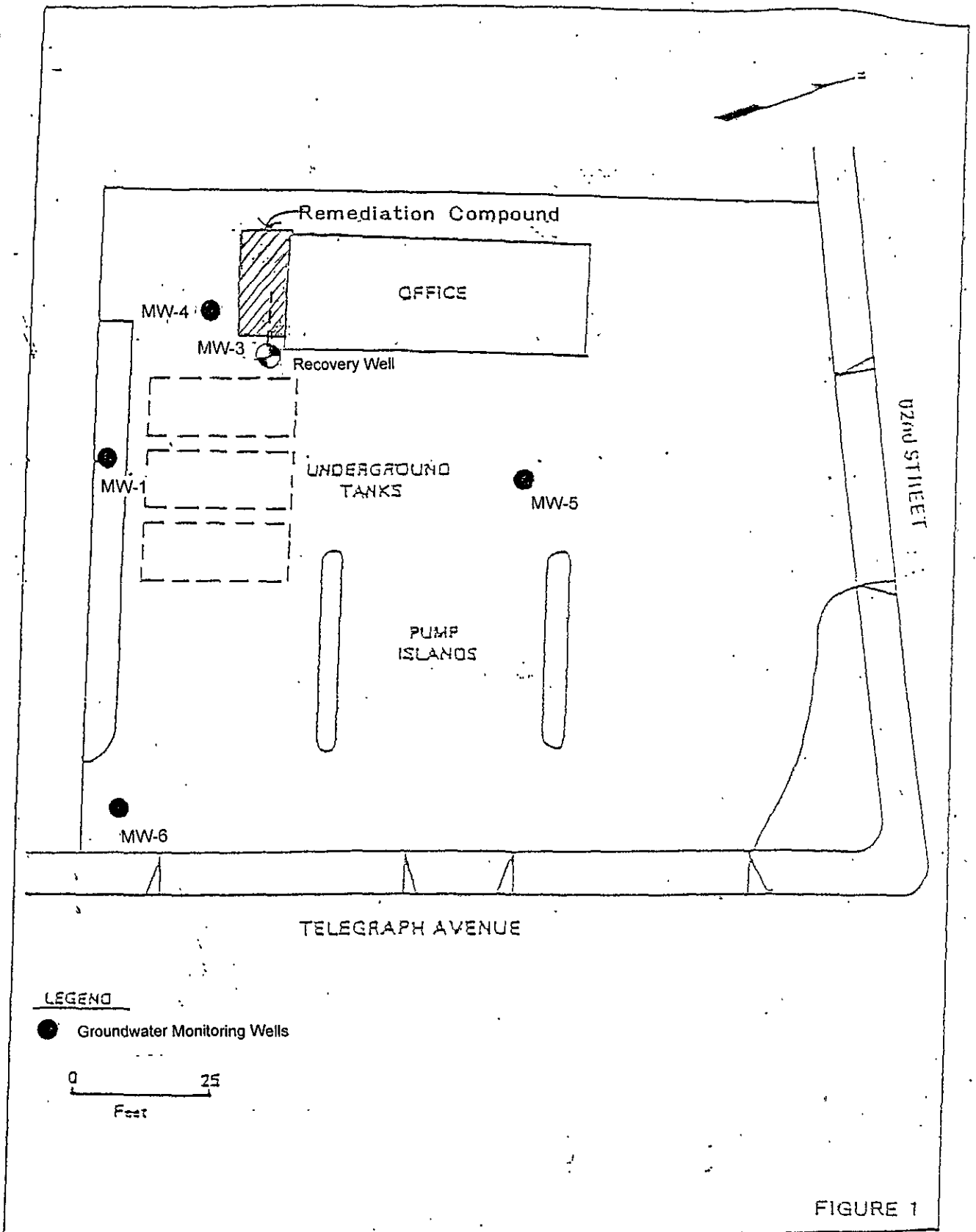
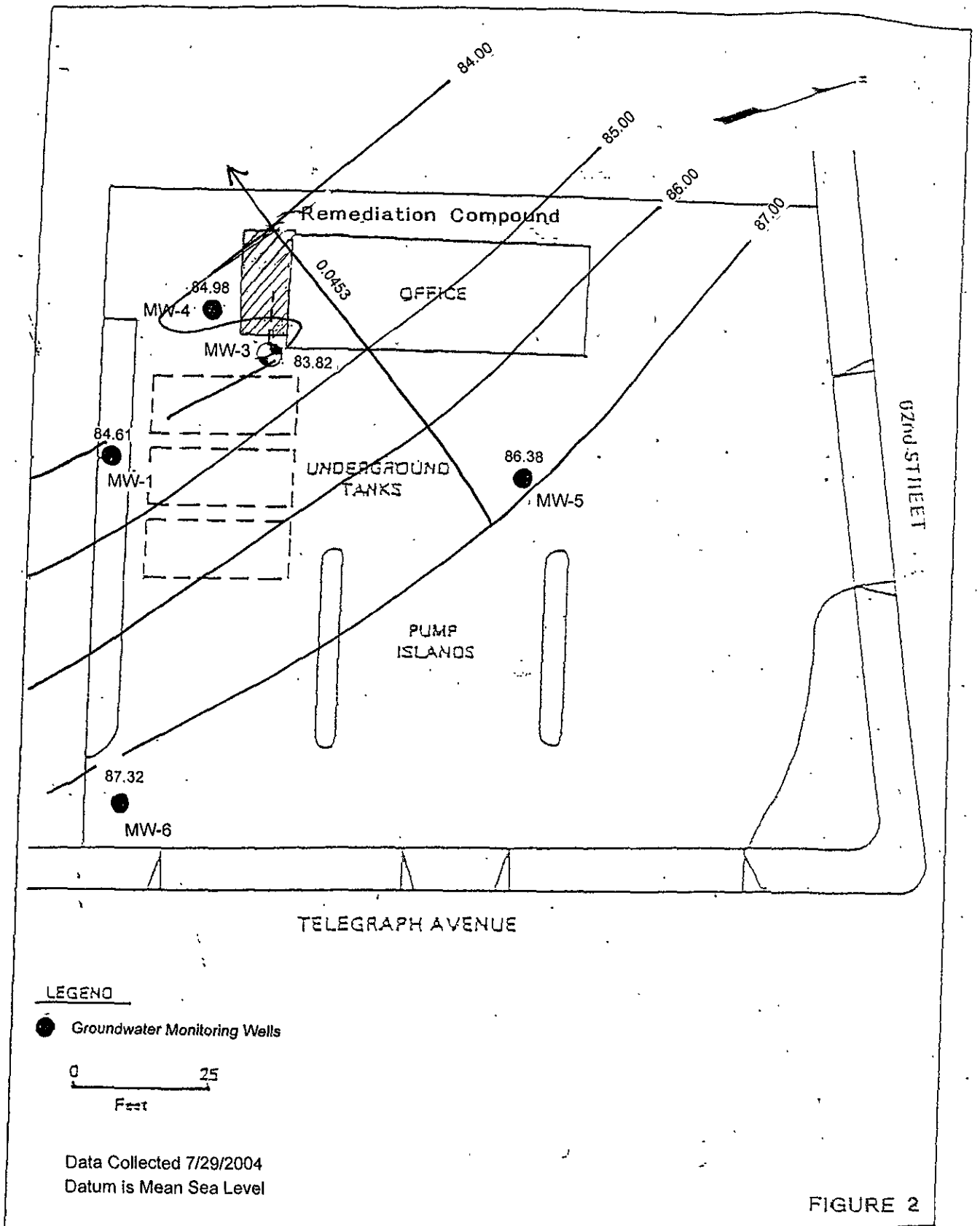
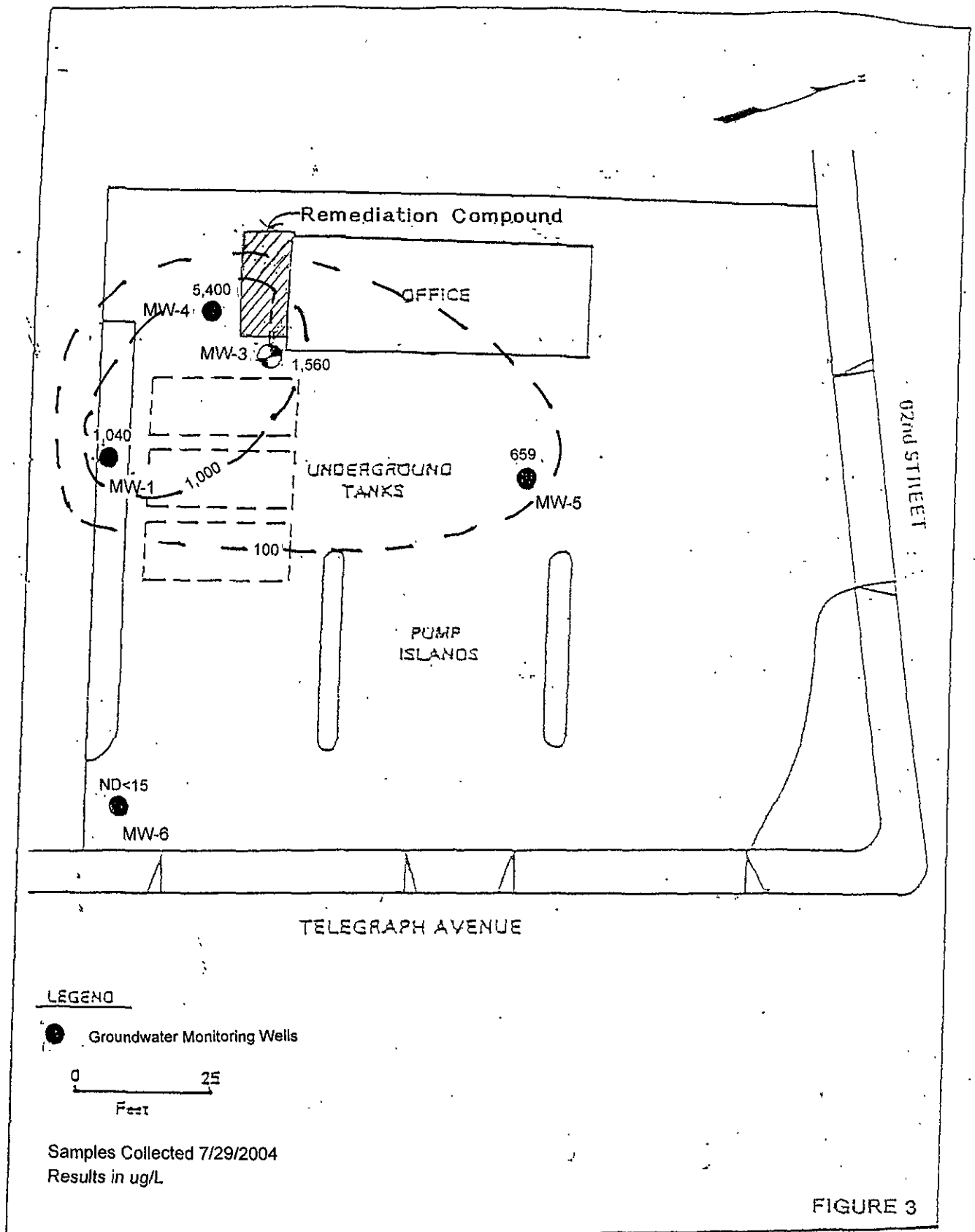


FIGURE 1

SITE PLAN AND RECOVERY SYSTEM
 THRIFTY SERVICE STATION NO. 63
 6125 TELEGRAPH AVE.
 OAKLAND, CA



Groundwater Contour Map
 THRIFTY SERVICE STATION NO. 63
 6125 TELEGRAPH AVE.
 OAKLAND CA



TPHg Isoconcentration Map
 THRIFTY SERVICE STATION NO. 63
 6125 TELEGRAPH AVE.
 OAKLAND, CA

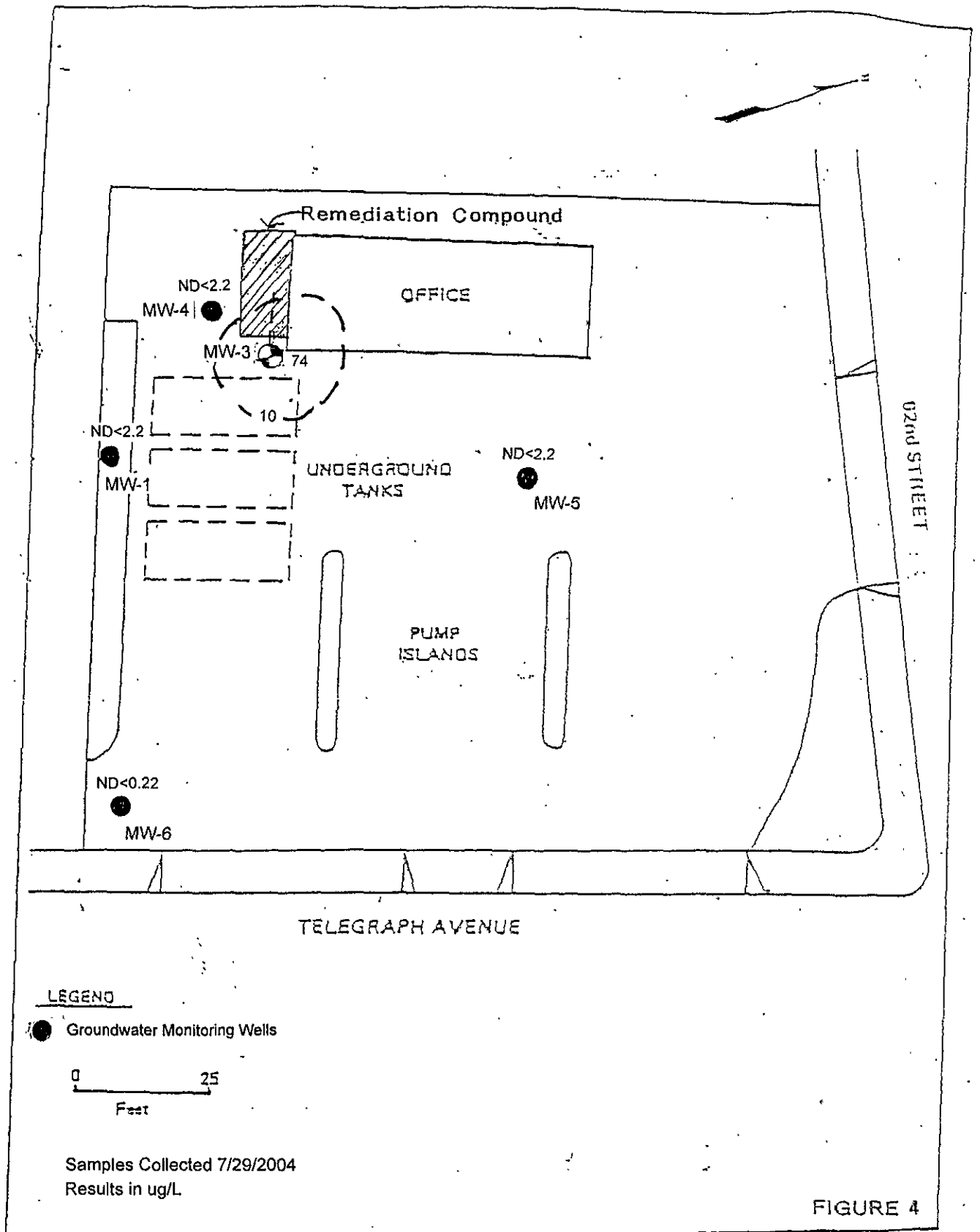


FIGURE 4

Benzene Isoconcentration Map
 THRIFTY SERVICE STATION NO. 63
 6125 TELEGRAPH AVE.
 OAKLAND CA

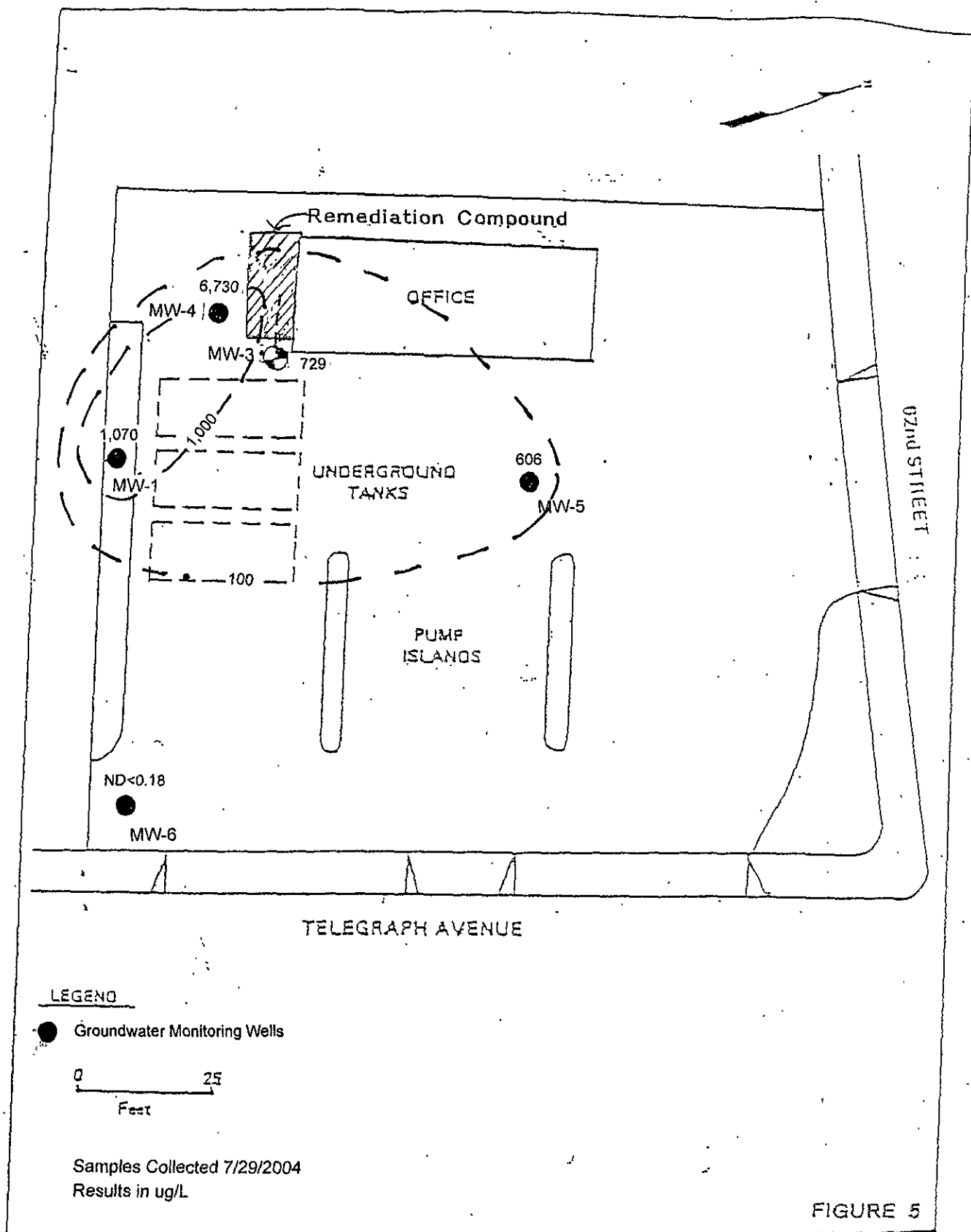


FIGURE 5

MTBE Isoconcentration Map
 THRIFTY SERVICE STATION NO. 63
 6125 TELEGRAPH AVE.
 OAKLAND, CA

APPENDIX A

FIELD DATA -GROUNDWATER SAMPLING PROGRAM

Site:	# 063	Date:	07-29-04
Address:			
Personnel:	SEIBERMAN	Weather:	SUNNY DAY
Well No:	MW-1	Equip:	BAUER

Before Purging:	
Total Well Depth: (ft.)	28.94
Depth to Water (ft)	14.73
Well Diameter	
Est. Purge Volume:	

Sampling Data:							
Initial Turbidity:	Final Turbidity:						
Time	12:13	12:16	12:19	12:22	12:25		
EC	1460	1440	1420	1410	1420		
pH	5.70	5.30	5.32	5.31	5.30		
Temp	71.4	71.2	71.1	70.9	70.8		
Gal.	1	3	5	7	9		
Time							
EC							
pH							
Temp							
Gal.							

After Purging/Before Sample Collection	TIME: 14:25	AM/PM
Depth to Water (ft.)	17.81	Total Well Depth(ft.) 28.94

FIELD DATA - GROUNDWATER SAMPLING PROGRAM

Site:	H 063	Date:	07-29-06
Address:			
Personnel:	SERBARD,	Weather:	SUNNY DAY
Well No:	MW-3	Equip:	BAI 102

Before Purging:			
Total Well Depth: (ft.)	28.20	Well Diameter	6 ⁴
Depth to Water (ft)	15.94	Est. Purge Volume:	71

Sampling Data:							
Initial Turbidity:				Final Turbidity:			
Time	11:04	11:22	11:38	11:54	12:10		
EC	1520	1510	1470	1480	1470		
pH	6.30	6.21	6.11	6.16	6.11		
Temp	72.3	72.1	71.9	71.8	71.9		
Gal.	14	28	42	56	71		
Time							
EC							
pH							
Temp							
Gal.							

After Purging/Before Sample Collection	TIME:	14:05	AM/PM
Depth to Water (ft.)	17.31	Total Well Depth(ft.)	28.20

FIELD DATA -GROUNDWATER SAMPLING PROGRAM

Site:	H 063	Date:	07-29-04
Address:			
Personnel:	SERBTH	Weather:	SUNNY DAY
Well No:	MW-4	Equip:	BALDWIN

Before Purging:			
Total Well Depth: (ft.)	29.09	Well Diameter	24
Depth to Water (ft)	15.50	Est. Purge Volume:	9

Sampling Data:							
Initial Turbidity:				Final Turbidity:			
Time	12:48	12:51	12:54	12:57	13:00		
EC	1530	1510	1490	1470	1480		
pH	6.03	6.01	5.92	5.87	5.82		
Temp	72.4	72.3	72.3	72.1	71.8		
Gal.	1	3	5	7	9		
Time							
EC							
pH							
Temp							
Gal.							

After Purging/Before Sample Collection	TIME:	14:56	AM/PM
Depth to Water (ft.)	17.38	Total Well Depth(ft.)	29.09

FIELD DATA - GROUNDWATER SAMPLING PROGRAM


Site:	# 063	Date:	07-29-09
Address:			
Personnel:	SERBARD,	Weather:	SUNNY DAY
Well No:	MW-5	Equip:	BAILED

Before Purging:			
Total Well Depth: (ft.)	26.23	Well Diameter	4"
Depth to Water (ft)	15.60	Est. Purge Volume:	28

Sampling Data:							
Initial Turbidity:				Final Turbidity:			
Time	10:12	10:19	10:26	10:33	10:40		
EC	1630	1610	1590	1610	1600		
pH	5.42	5.41	5.40	5.42	5.40		
Temp	22.1	21.9	21.8	21.9	21.7		
Gal.	5	11	16	22	28		
Time							
EC							
pH							
Temp							
Gal.							

After Purging/Before Sample Collection	TIME: 13:10	AM/PM
Depth to Water (ft.)	16.24	Total Well Depth(ft). 26.23

APPENDIX B



ASSOCIATED LABORATORIES

806 North Batavia - Orange, California 92868 - 714/771-6900

FAX 714/538-1209

CLIENT Thrifty Oil Company (8871)
ATTN: Jeff Suryakusuma
13116 Imperial Hwy.
P.O. Box 2128
Santa Fe Springs, CA 90670

LAB REQUEST 133518

REPORTED 08/05/2004

RECEIVED 07/30/2004

PROJECT Station #063
6125 Telegraph Ave., Oakland

SUBMITTER Client

COMMENTS Global ID #T0600101366

This laboratory request covers the following listed samples which were analyzed for the parameters indicated on the attached Analytical Result Report. All analyses were conducted using the appropriate methods as indicated on the report. This cover letter is an integral part of the final report.

Order No.


541596
541597
541598
541599
541600
541601
541602

Client Sample Identification

TOC #063 MW-6
TOC #063 MW-5
TOC #063 MW-3
TOC #063 MW-1
TOC #063 MW-4
Trip Blank
Laboratory Method Blank

Thank you for the opportunity to be of service to your company. Please feel free to call if there are any questions regarding this report or if we can be of further service.

ASSOCIATED LABORATORIES by,



Edward S. Behare, Ph.D.
Vice President

NOTE: Unless notified in writing, all samples will be discarded by appropriate disposal protocol 30 days from date reported.

The reports of the Associated Laboratories are confidential property of our clients and may not be reproduced or used for publication in part or in full without our written permission. This is for the mutual protection of the public, our clients, and ourselves.

TESTING & CONSULTING
Chemical
Microbiological
Environmental

Order #: 541596

Client Sample ID. TOC #063 MW-6

Matrix: WATER

Date Sampled: 07/29/2004 Time Sampled: 13:10

Analyte	Result	DF	PQL	MDL	Units	Date/Analyst
8260B BTEX/MTBE Only						
Benzene	ND	1	1	0.22	ug/L	08/03/04 LB
Ethyl benzene	ND	1	5	0.31	ug/L	08/03/04 LB
Methyl-tert-butylether (MTBE)	ND	1	1	0.18	ug/L	08/03/04 LB
Toluene	ND	1	5	0.32	ug/L	08/03/04 LB
Xylenes, total	ND	1	5	0.4	ug/L	08/03/04 LB
Surrogates					Units	Control Limits
Surr1 - Dibromofluoromethane	104				%	70 - 130
Surr2 - 1,2-Dichloroethane-d4	108				%	70 - 130
Surr3 - Toluene-d8	104				%	70 - 130
Surr4 - p-Bromofluorobenzene	100				%	70 - 130
8015M - Gasoline						
Gasoline	ND	1	50	15	ug/L	08/03/04 LZ
Surrogates					Units	Control Limits
a,a,a-Trifluorotoluene	97				%	55 - 200

PQL = Practical Quantitation Limit, MDL = Method detection limit, DF = Dilution Factor
 ND = Not detected below indicated MDL, J=Trace



Order #: 541597

Client Sample ID: TOC #063 MW-5

Matrix: WATER

Date Sampled: 07/29/2004 Time Sampled: 13:15

Analyte	Result	DF	PQL	MDL	Units	Date/Analyst
---------	--------	----	-----	-----	-------	--------------

8260B BTEX/MTBE Only

Benzene	ND	10	10.0	0.22	ug/L	08/03/04 LB
Ethyl benzene	ND	10	50.0	0.31	ug/L	08/03/04 LB
Methyl-tert-butylether (MTBE)	606	10	10.0	0.18	ug/L	08/03/04 LB
Toluene	ND	10	50.0	0.32	ug/L	08/03/04 LB
Xylenes, total	ND	10	50.0	0.4	ug/L	08/03/04 LB

Surrogates

				Units	Control Limits
Surr1 - Dibromofluoromethane	106			%	70 - 130
Surr2 - 1,2-Dichloroethane-d4	110			%	70 - 130
Surr3 - Toluene-d8	102			%	70 - 130
Surr4 - p-Bromofluorobenzene	97			%	70 - 130

8015M - Gasoline

Gasoline	659	1	50	15	ug/L	08/04/04 LZ
----------	-----	---	----	----	------	-------------

Surrogates

				Units	Control Limits
a,a,a-Trifluorotoluene	224*			%	55 - 200

PQL = Practical Quantitation Limit, MDL = Method detection limit, DF = Dilution Factor

ND = Not detected below indicated MDL, J=Trace



Order #: 541598

Client Sample ID: TOC #063 MW-3

Matrix: WATER

Date Sampled: 07/29/2004 Time Sampled: 14:10

Analyte	Result	DF	PQL	MDL	Units	Date/Analyst
---------	--------	----	-----	-----	-------	--------------

8260B BTEX/MTBE Only

Benzene	74	10	10.0	0.22	ug/L	08/03/04 LB
Ethyl benzene	30 J	10	50.0	0.31	ug/L	08/03/04 LB
Methyl-tert-butylether (MTBE)	729	10	10.0	0.18	ug/L	08/03/04 LB
Toluene	ND	10	50.0	0.32	ug/L	08/03/04 LB
Xylenes, total	ND	10	50.0	0.4	ug/L	08/03/04 LB

Surrogates

				Units	Control Limits
Surr1 - Dibromofluoromethane	107			%	70 - 130
Surr2 - 1,2-Dichloroethane-d4	105			%	70 - 130
Surr3 - Toluene-d8	104			%	70 - 130
Surr4 - p-Bromofluorobenzene	97			%	70 - 130

8015M - Gasoline

Gasoline	1560	1	50	15	ug/L	08/03/04 LZ
----------	------	---	----	----	------	-------------

Surrogates

				Units	Control Limits
a,a,a-Trifluorotoluene	109			%	55 - 200

PQL = Practical Quantitation Limit, MDL = Method detection limit, DF = Dilution Factor

ND = Not detected below indicated MDL, J=Trace



Order #: 541599

Client Sample ID: TOC #063 MW-1

Matrix: WATER

Date Sampled: 07/29/2004 Time Sampled: 14:30

Analyte	Result	DF	PQL	MDL	Units	Date/Analyst
---------	--------	----	-----	-----	-------	--------------

8260B BTEX/MTBE Only

Benzene	ND	10	10.0	0.22	ug/L	08/03/04 LB
Ethyl benzene	ND	10	50.0	0.31	ug/L	08/03/04 LB
Methyl-tert-butylether (MTBE)	1070	10	10.0	0.18	ug/L	08/03/04 LB
Toluene	ND	10	50.0	0.32	ug/L	08/03/04 LB
Xylenes, total	ND	10	50.0	0.4	ug/L	08/03/04 LB

Surrogates

				Units	Control Limits
Surr1 - Dibromofluoromethane	111			%	70 - 130
Surr2 - 1,2-Dichloroethane-d4	110			%	70 - 130
Surr3 - Toluene-d8	103			%	70 - 130
Surr4 - p-Bromofluorobenzene	98			%	70 - 130

8015M - Gasoline

Gasoline	1040	1	50	15	ug/L	08/03/04 LZ
----------	------	---	----	----	------	-------------

Surrogates

				Units	Control Limits
a,a,a-Trifluorotoluene	113			%	55 - 200

PQL = Practical Quantitation Limit, MDL = Method detection limit, DF = Dilution Factor
 ND = Not detected below indicated MDL, J=Trace



Order #: 541600

Client Sample ID: TOC #063 MW-4

Matrix: WATER

Date Sampled: 07/29/2004 Time Sampled: 15:00

Analyte	Result	DF	PQL	MDL	Units	Date/Analyst
---------	--------	----	-----	-----	-------	--------------

8260B BTEX/MTBE Only

Benzene	ND	10	10.0	0.22	ug/L	08/03/04 LB
Ethyl benzene	57	10	50.0	0.31	ug/L	08/03/04 LB
Methyl-tert-butylether (MTBE)	6730	10	10.0	0.18	ug/L	08/03/04 LB
Toluene	ND	10	50.0	0.32	ug/L	08/03/04 LB
Xylenes, total	ND	10	50.0	0.4	ug/L	08/03/04 LB

Surrogates

				Units	Control Limits
Surr1 - Dibromofluoromethane	107			%	70 - 130
Surr2 - 1,2-Dichloroethane-d4	107			%	70 - 130
Surr3 - Toluene-d8	101			%	70 - 130
Surr4 - p-Bromofluorobenzene	96			%	70 - 130

8015M - Gasoline

Gasoline	5400	5	250.0	15	ug/L	08/04/04 LZ
----------	------	---	-------	----	------	-------------

Surrogates

				Units	Control Limits
a,a,a-Trifluorotoluene	126			%	55 - 200

PQL = Practical Quantitation Limit, MDL = Method detection limit, DF = Dilution Factor

ND = Not detected below indicated MDL, J=Trace



Order #: 541601

Client Sample ID: Trip Blank

Matrix: WATER

Date Sampled: 07/29/2004

Analyte	Result	DF	PQL	MDL	Units	Date/Analyst
8260B BTEX/MTBE Only						
Benzene	ND	1	1	0.22 ug/L		08/03/04 LB
Ethyl benzene	ND	1	5	0.31 ug/L		08/03/04 LB
Toluene	ND	1	5	0.32 ug/L		08/03/04 LB
Xylenes, total	ND	1	5	0.4 ug/L		08/03/04 LB
8015M - Gasoline						
Gasoline	ND	1	50	15 ug/L		08/04/04 LZ
Surrogates					Units	Control Limits
a,a,a-Trifluorotoluene	98				%	55 - 200

PQL = Practical Quantitation Limit, MDL = Method detection limit, DF = Dilution Factor
ND = Not detected below indicated MDL, J=Trace



Order #: 541602

Client Sample ID: Laboratory Method Blank

Matrix: WATER

Analyte	Result	DF	PQL	MDL	Units	Date/Analyst
---------	--------	----	-----	-----	-------	--------------

8260B BTEX/MTBE Only

Benzene	ND	1	1	0.22 ug/L		08/02/04 LB
Ethyl benzene	ND	1	5	0.31 ug/L		08/02/04 LB
Methyl-tert-butylether (MTBE)	ND	1	1	0.18 ug/L		08/02/04 LB
Toluene	ND	1	5	0.32 ug/L		08/02/04 LB
Xylenes, total	ND	1	5	0.4 ug/L		08/02/04 LB

Surrogates

				Units	Control Limits
Surr1 - Dibromofluoromethane	103			%	70 - 130
Surr2 - 1,2-Dichloroethane-d4	99			%	70 - 130
Surr3 - Toluene-d8	104			%	70 - 130
Surr4 - p-Bromofluorobenzene	96			%	70 - 130

8015M - Gasoline

Gasoline	ND	1	50	15 ug/L		08/03/04 LZ
----------	----	---	----	---------	--	-------------

Surrogates

				Units	Control Limits
a,a,a-Trifluorotoluene	96			%	55 - 200

PQL = Practical Quantitation Limit, MDL = Method detection limit, DF = Dilution Factor
 ND = Not detected below indicated MDL, J=Trace



ASSOCIATED LABORATORIES
QA REPORT FORM - METHOD 8260 / 624 / 524.2

QC Sample: MS / MSD - Water Samples 133505-384

Analysis Date: Aug 02-04

Applies to: LR 133419, 133504, 133505, 133518, 133373

Reporting Units = ug/L

Matrix Spike / Matrix Spike Duplicate

Test	Sample Result	Spike Added	Matrix Spike	Matrix Spk. Dup	%Rec MS	%Rec MSD	RPD	QC Limits	
								RPD	%REC
1,1-Dichloroethene	ND	50	59.21	51.83	118	104	13	22	59-172
MTBE	4.33	50	56.13	52.01	104	95	8	24	62-137
Benzene	ND	50	53.10	49.89	106	100	6	24	62-137
Trichloroethene	ND	50	55.97	50.94	112	102	9	21	66-142
Toluene	ND	50	58.28	53.53	117	107	8	21	59-139
Chlorobenzene	ND	50	55.44	51.41	111	103	8	21	60-133

QC Sample: LCS/LCSD

Analysis Date: Aug 02-04

Lab Controlled Spike / Lab Controlled Spike Duplicate

Test	Sample Result	Spike Added	LCS Spike	LCS Spk. Dup	%Rec LCS	%Rec LCS D	RPD	QC Limits	
								RPD	%REC
1,1-Dichloroethene	ND	50	44.27	44.81	89	90	1	22	59-172
MTBE	ND	50	52.27	53.61	105	107	3	24	62-137
Benzene	ND	50	54.02	53.87	108	108	0	24	62-137
Trichloroethene	ND	50	56.22	55.91	112	112	1	21	66-142
Toluene	ND	50	61.16	60.19	122	120	2	21	59-139
Chlorobenzene	ND	50	56.83	57.26	114	115	1	21	60-133

Method Blank = All ND

SURROGATE (QC Limits : 70-135)

Compounds	DBFM	1,2-DCA	Tol-d8	p-BFB
MS	104	83	102	99
MSD	104	95	100	93
LCS	103	89	102	91
LCSD	104	92	100	92
BLANK # 1	103	99	104	96
BLANK # 2	105	119	102	100

ASSOCIATED LABORATORIES
QA REPORT FORM - METHOD 8260 / 624 / 524.2

QC Sample: MS / MSD - Water Samples 133511-538
 Analysis Date: Aug 03-04
 Applies to: LR 133518, 133511, 133568
 Reporting Units = ug/L

Matrix Spike / Matrix Spike Duplicate

Test	Sample Result	Spike Added	Matrix Spike	Matrix Spk. Dup	%Rec MS	%Rec MSD	RPD	QC Limits	
								RPD	%REC
1,1-Dichloroethene	ND	50	54.82	55.72	110	111	2	22	59-172
MTBE	18.39	50	61.36	63.16	86	90	3	24	62-137
Benzene *	278.24	50	298.75	307.19	41	58	3	24	62-137
Trichloroethene	ND	50	52.69	51.96	105	104	1	21	66-142
Toluene	1.45	50	55.92	54.20	109	106	3	21	59-139
Chlorobenzene	ND	50	52.70	53.39	105	107	1	21	60-133

QC Sample: LCS/LCSD
 Analysis Date: Aug 3, 4-04

Lab Controlled Spike / Lab Controlled Spike Duplicate

Test	Sample Result	Spike Added	LCS Spike	LCS Spk. Dup	%Rec LCS	%Rec LCS D	RPD	QC Limits	
								RPD	%REC
1,1-Dichloroethene	ND	50	51.80	57.98	104	116	11	22	59-172
MTBE	ND	50	46.45	47.36	93	95	2	24	62-137
Benzene	ND	50	47.77	49.33	96	99	3	24	62-137
Trichloroethene	ND	50	52.93	57.61	106	115	8	21	66-142
Toluene	ND	50	55.46	57.82	111	116	4	21	59-139
Chlorobenzene	ND	50	54.32	54.90	109	110	1	21	60-133

Method Blank = All ND

* MS/MSD is outside QC limits. LCS and LCSD recoveries conformed.

SURROGATE (QC Limits : 70-135)

Compounds	DBFM	1,2-DCA	Tol-d8	p-BFB
MS	106	74	100	101
MSD	107	75	100	102
LCS	102	93	102	99
LCSD	106	93	101	98
BLANK # 1	103	106	103	99
BLANK # 2	108	109	101	102

**ASSOCIATED LABORATORIES
QA REPORT FORM**

QC Sample: LCS / LCSD
 Matrix: WATER
 Prep. Date: Aug 02-04
 Analysis Date: Aug 03-04
 ID#'s in Batch: LR 133518, 133511, 133505

Reporting Units = ug/L

PREPARATION BLANK / LAB CONTROL SAMPLE RESULTS

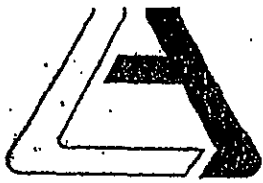
		PREP BLK						
		Value	Result	True	%Rec	L.Limit	H.Limit	
Test	Method	LCS	ND	482	500	96	80%	120%
TPH	8015M-G	LCSD	ND	482	500	96	80%	120%

*LCS Result = Lab Control Sample Result
 True = True Value of LCS
 L.Limit / H.Limit = LCS Control Limits*

SURROGATE RECOVERY

Sample No.	AAA-TFT
QC Limit	55-200
Method Blank	96
LCS	167
LCSD	161

AAA-TFT = a,a,a-Trifluorotoluene



ASSOCIATED LABORATORIES

806 North Batavia - Orange, California 92868-1225 - 714/771-6900 FAX 714/538-1209

Cooler Receipt Form

Client: Thrifty oil Project: TOC 063

Date Cooler Received: 7-30 Date Cooler Opened: 7-30

Was cooler scanned for presence of radioactivity? Yes/No
If yes was radioactivity results above 25 cpm? Yes/No

Was a shipper's packing slip attached to the cooler? Yes/No

If the cooler had custody seal(s), were they signed and intact? Yes/No/Na

Was the cooler packed with: Ice Ice Packs Bubble wrap
Styrofoam Paper None Other

Cooler Temperature: 4.0°C *

*cooler needs to be received @ 4°C with an acceptable range of 2°- 6 °C

If samples were hand delivered do they meet the temp. criteria, which should be @ 4°C with an acceptable range of 2°- 6 °C? Yes/No

If no explain: _____

Were all samples sealed in plastic bags? Yes/No

Did all samples arrive intact? If no, indicate below. Yes/No

Were all samples labeled correctly? (ID's Dates, Times) If no, indicate below. Yes/No

Can the tests required be ran with the provided containers, If no indicate below. Yes/No

Was sufficient sample volume sent for all containers? Yes/No

Were any VOA vials received with head space? Yes/No/Na

Was the correct preservatives used? Yes/No/Na

If no, see the pH log for a list of samples containers regarding pH

Any other important information: _____

Receiving Department: W Date: 7-30



Chain of Custody Record

133518

Company: THRIFTY OIL CO.	Phone: (562) 921-3581	A.L. Job No. _____	Page _____ of _____
Project Manager: JEFF SURYAKUSUMA	Fax: (562) 921-7510	Analysis Requested	
Project Name: Q. W. S.	Project #: T0600101362	Test Instructions & Comments	
Site Name and Address: 6125 TELEGRAPH AVE. OAKLAND, CA. 94609	# 063		

Sample ID	Lab ID	Date	Time	Matrix	Container Number/Size	Pres.	TPH (8015M)	BTEX (8260B)	MTBE (8260B)						
1 MW-6		07-29-04	13:10	H ₂ O	3-VOA	HCL	X	X	X						
2 MW-5		↑	13:15	↑	↑	↑	X	X	X						
3 MW-3		↑	14:10	↑	↑	↑	X	X	X						
4 MW-1		↑	14:30	↑	↓	↓	X	X	X						
5 MW-4		↓	15:00	↓	↓	↓	X	X	X						
6 TRIP BLANK		↓	00:00	↓	2-VOA	HCL	X	X							
7															
8															
9															
10															
11															
12															
13															
14															
15															

Sample Receipt - To Be Filled By Laboratory				Relinquished by Sampler: E.M.C 1.	Relinquished by GOLDEN STATE 2.	Relinquished by _____ 3.
Total Number of Containers: 17	Property Cooled Y/N/NA	Samples Intact Y/N/NA	Samples Accepted Y/N	Signature: <i>[Signature]</i>	Signature: OVERNIGHT	Signature: _____
Custody Seals Y/N/NA	Received in Good Condition Y/N	Turn Around Time		Printed Name: SURBAX POREJU	Printed Name: _____	Printed Name: _____
				Date: 07-29-04 Time: 17:00	Date: _____ Time: _____	Date: _____ Time: _____
				Received By: GOLDEN STATE 1.	Received By: _____ 2.	Received By: _____ 3.
				Signature: OVERNIGHT	Signature: <i>[Signature]</i>	Signature: _____
<input checked="" type="checkbox"/> Normal <input type="checkbox"/> Rush <input type="checkbox"/> Same Day <input type="checkbox"/> 48 hrs. <input type="checkbox"/> 24 hrs. <input type="checkbox"/> 72 hrs.				Printed Name: _____	Printed Name: MONA	Printed Name: _____
				Date: _____ Time: _____	Date: 7-30 Time: 10³⁰	Date: 7-30-04 Time: 1:40

APPENDIX C

THRIFTY OIL CO. SERVICE STATION #63
6125 TELEGRAPH AVENUE, OAKLAND, CALIFORNIA
GROUNDWATER EXTRACTION/TREATMENT SYSTEM INSPECTION FORM

NAME OF INSPECTOR: SERBATA ADRIANO

DATE OF INSPECTION: 09-07-04

OBSERVATIONS AND
COMMENTS: CHECK BELT, DRAIN COMPRESSOR TANK,
CLEAR WATER FILTER BAG, CHECK HOSES, CARBON
DRUMS FOR LEAK, CHECK AND CHECK THREE
STAGE FILTER/REGULATOR,

FLOW METER READING: -1777590-

SAMPLES OBTAINED: N/A


PRESSURE GAUGE READING UP STREAM OF THE BAG FILTER: 13

PRESSURE GAUGE READING DOWN STREAM OF THE CARTRIDGE FILTER: 11

PRESSURE GAUGE READING DOWN STREAM OF THE PRIMARY GAC UNIT: 1.0

PRESSURE GAUGE READING DOWN STREAM OF THE SECONDARY GAC UNIT: 0.8

PRESSURE GAUGE READING DOWN STREAM OF THE THIRD GAC UNIT: 0.6

INSPECTOR'S SIGNATURE: 

063

THRIFTY OIL CO. SERVICE STATION #63
6125 TELEGRAPH AVENUE, OAKLAND, CALIFORNIA
GROUNDWATER EXTRACTION/TREATMENT SYSTEM INSPECTION FORM

NAME OF INSPECTOR: SERBIA POPERU

DATE OF INSPECTION: 09-03-04

OBSERVATIONS AND COMMENTS: CHANGE OIL, CHECK BELT, CLEAN WATER
BAG FILTER, CHECK THREE STAGE FILTER/REGULATOR,
DRAIN COMPRESSOR TANK, CHECK HOSES AND DRUMS
FOR LEAK

FLOW METER READING: -1773750-

SAMPLES OBTAINED: N/A

PRESSURE GAUGE READING UP STREAM OF THE BAG FILTER: 13

PRESSURE GAUGE READING DOWN STREAM OF THE CARTRIDGE FILTER: 11

PRESSURE GAUGE READING DOWN STREAM OF THE PRIMARY GAC UNIT: 1.1

PRESSURE GAUGE READING DOWN STREAM OF THE SECONDARY GAC UNIT: 0.9

PRESSURE GAUGE READING DOWN STREAM OF THE THIRD GAC UNIT: 0.6

INSPECTOR'S SIGNATURE: *S. Poperu*

063

THRIFTY OIL CO. SERVICE STATION #63
6125 TELEGRAPH AVENUE, OAKLAND, CALIFORNIA
GROUNDWATER EXTRACTION/TREATMENT SYSTEM INSPECTION FORM

NAME OF INSPECTOR: SERBAN POPESCU

DATE OF INSPECTION: 08-27-04

OBSERVATIONS AND
COMMENTS: CHECK BELT, OIL, DRAIN COMPRESSOR
TANK, CHECK DRUMS FOR WEARING, CHECK AIR AND
WATER HOSES, CLEAN WATER BAG FILTER, CLEAN
AND CHECK THREE STAGE FILTER (REGULATOR), CHECK TIMER
FOR FILTER

FLOW METER READING: -177100-

SAMPLES OBTAINED: N/A

PRESSURE GAUGE READING UP STREAM OF THE BAG FILTER: 13

PRESSURE GAUGE READING DOWN STREAM OF THE CARTRIDGE FILTER: M

PRESSURE GAUGE READING DOWN STREAM OF THE PRIMARY GAC UNIT: 1.0

PRESSURE GAUGE READING DOWN STREAM OF THE SECONDARY GAC UNIT: 0.8

PRESSURE GAUGE READING DOWN STREAM OF THE THIRD GAC UNIT: 0.6

INSPECTOR'S SIGNATURE: S. Popescu

THRIFTY OIL CO. SERVICE STATION #63
6125 TELEGRAPH AVENUE, OAKLAND, CALIFORNIA
GROUNDWATER EXTRACTION/TREATMENT SYSTEM INSPECTION FORM

NAME OF INSPECTOR: SERBAN POPESCU

DATE OF INSPECTION: 08-20-04

OBSERVATIONS AND COMMENTS: CHECK BELT, CHECK OIL, DRAIN COMP-

RESSOR TANK, CLEAN WATER FILTER BAG, CLEAN

SELECTIVE OIL SKIMMER, REPLACE FILTER ELEMENT

FOR COMPRESSOR, CHECK THREE STAGE FILTER/REGULATOR

CHECK TIMER,

FLOW METER READING: - 1467950 -

SAMPLES OBTAINED: N/A

PRESSURE GAUGE READING UP STREAM OF THE BAG FILTER: 13

PRESSURE GAUGE READING DOWN STREAM OF THE CARTRIDGE FILTER: 11

PRESSURE GAUGE READING DOWN STREAM OF THE PRIMARY GAC UNIT: 1.2

PRESSURE GAUGE READING DOWN STREAM OF THE SECONDARY GAC UNIT: 0.9

PRESSURE GAUGE READING DOWN STREAM OF THE THIRD GAC UNIT: 0.6

INSPECTOR'S SIGNATURE: Serban Popescu

063

THRIFTY OIL CO. SERVICE STATION #63
6125 TELEGRAPH AVENUE, OAKLAND, CALIFORNIA
GROUNDWATER EXTRACTION/TREATMENT SYSTEM INSPECTION FORM

NAME OF INSPECTOR: SERBAN POPESCU

DATE OF INSPECTION: 08-12-04

OBSERVATIONS AND
COMMENTS: CHANGE OIL, CLEAN WATER FILTER BAG,
DRAIN COMPRESSOR TANK, REPLACE CARTRIDGE
WATER FILTER, CHECK AIR FILTERS AND FILTERS
DRAINS FROM THREE STAGE FILTER/REGULATOR, CHECK
HOSES AND HEW DRUMS FOR LEAK,

FLOW METER READING: -1465370 -

SAMPLES OBTAINED: N/A


PRESSURE GAUGE READING UP STREAM OF THE BAG FILTER: 14

PRESSURE GAUGE READING DOWN STREAM OF THE CARTRIDGE FILTER: 12

PRESSURE GAUGE READING DOWN STREAM OF THE PRIMARY GAC UNIT: 1.1

PRESSURE GAUGE READING DOWN STREAM OF THE SECONDARY GAC UNIT: 0.9

PRESSURE GAUGE READING DOWN STREAM OF THE THIRD GAC UNIT: 0.6

INSPECTOR'S SIGNATURE: 



SYSTEM STARTUP / SHUTDOWN REPORT

SITE: #063

ADDR: 6125 TELEGRAPH AVE
OAKLAND, 94609

DATE: 08-05-04

PERSON: SERBAN

Remediation System Type: AS SVE DPE GWT FPR Other:

System Type		Action		Hour Meter (hrs)	Totalizer (gal)	Purpose / Comments
		Startup	Shutdown			
AS	Air Sparging					
SVE	Soil Vapor Extraction					
DPE	Dual-Phase Extraction					
GWT	Groundwater Treatment	✓			1462810	RESTART AFTER REPLACE CARBON
FPR	FP Recovery					
O	Other:					

UTILITIES:

Electrical Meter: N/A

Nat. gas Meter: N/A

Propane Tank Level: N/A

OTHER NOTES:

CHECK DRUMS, HOSES FOR LEAKING AND DAMAGE
RESTART SYSTEM AFTER DRUMS WAS SEF WITH CLEAN
WATER FOR 24 HOURS -

ALWAYS OBSERVE SAFETY PROCEDURES!



SYSTEM STARTUP / SHUTDOWN REPORT

SITE: #063
 ADDR: 6125 TELEGRAPH AVE
 OAKLAND, 94609
 DATE: 07-28-04
 PERSON: SERBAN,

Remediation System Type: AS SVE DPE GWT FPR Other:

System Type		Action		Hour Meter (hrs)	Totalizer (gal)	Purpose / Comments
		Startup	Shutdown			
AS	Air Sparging					
SVE	Soil Vapor Extraction					
DPE	Dual-Phase Extraction					
GWT	Groundwater Treatment		X		-1762810 -	REPLACE CARBON
FPR	PT Recovery					
O	Other:					

UTILITIES:

Electrical Meter: N/A
 Nat. gas Meter: N/A
 Propane Tank Level: N/A

OTHER NOTES:

- FIRST DRUM I TRY TO STOP LEAKING FROM RUSTY BOTTOM FOR TIME, BEGIN AGAIN
- SECON DRUM BECAUSE CARBON INSIDE BECOME HARDEN WHEN PRESSURE GO THROUGH THE LID PUMP UP, I CHECK ALL INSIDE, CARBON IS HARDEN THEN NORMAL.

ALWAYS OBSERVE SAFETY PROCEDURES!

063

THRIFTY OIL CO. SERVICE STATION #63
6125 TELEGRAPH AVENUE, OAKLAND, CALIFORNIA
GROUNDWATER EXTRACTION/TREATMENT SYSTEM INSPECTION FORM

NAME OF INSPECTOR: SERBIA DOPESCU

DATE OF INSPECTION: 07-22-04

OBSERVATIONS AND
COMMENTS: ADD OIL, CHECK BELT, DRAIN COMPRESSOR
TANK, REPLACE CARTRIDGE WATER FILTER, CHECK
PUMPS, CHECK HOSES FOR LEAKING, CHECK THREE
STAGE FILTER/REGULATOR

FLOW METER READING: -1960630-

SAMPLES OBTAINED: N/A

PRESSURE GAUGE READING UP STREAM OF THE BAG FILTER: 13

PRESSURE GAUGE READING DOWN STREAM OF THE CARTRIDGE FILTER: 11

PRESSURE GAUGE READING DOWN STREAM OF THE PRIMARY GAC UNIT: 1.0

PRESSURE GAUGE READING DOWN STREAM OF THE SECONDARY GAC UNIT: 0.8

PRESSURE GAUGE READING DOWN STREAM OF THE THIRD GAC UNIT: 0.6

INSPECTOR'S SIGNATURE: [Signature]

063

THRIFTY OIL CO. SERVICE STATION #063

GROUNDWATER EXTRACTION/TREATMENT SYSTEM INSPECTION FORM

NAME OF INSPECTOR: SERBAN POPESCU

DATE OF INSPECTION: 07-15-04

OBSERVATIONS AND COMMENTS: _____

FLOW METER READING: - 1759260 -

SAMPLES OBTAINED: _____

PRESSURE GAUGE READING UP STREAM OF THE BAG FILTER: 13

PRESSURE GAUGE READING DOWN STREAM OF THE CARTRIDGE FILTER: 11

PRESSURE GAUGE READING DOWN STREAM OF THE PRIMARY GAC UNIT: 1.0

PRESSURE GAUGE READING DOWN STREAM OF THE SECONDARY GAC UNIT: 0.9

PRESSURE GAUGE READING DOWN STREAM OF THE THIRD GAC UNIT: 0.7

INSPECTOR'S SIGNATURE: *Serban Popescu*

063

THRIFTY OIL CO. SERVICE STATION #063

GROUNDWATER EXTRACTION/TREATMENT SYSTEM INSPECTION FORM

NAME OF INSPECTOR: SERBAN POPESCU

DATE OF INSPECTION: 07-08-04

OBSERVATIONS AND COMMENTS: _____

FLOW METER READING: - 1759110 -

SAMPLES OBTAINED: System water sampling *

PRESSURE GAUGE READING UP STREAM OF THE BAG FILTER: 12

PRESSURE GAUGE READING DOWN STREAM OF THE CARTRIDGE FILTER: 10

PRESSURE GAUGE READING DOWN STREAM OF THE PRIMARY GAC UNIT: 1.0

PRESSURE GAUGE READING DOWN STREAM OF THE SECONDARY GAC UNIT: 0.8

PRESSURE GAUGE READING DOWN STREAM OF THE THIRD GAC UNIT: 0.6

INSPECTOR'S SIGNATURE: *Serban Popescu*

063

THRIFTY OIL CO. SERVICE STATION #063

GROUNDWATER EXTRACTION/TREATMENT SYSTEM INSPECTION FORM

NAME OF INSPECTOR: SERBAN POPESCU

DATE OF INSPECTION: 07-02-04

OBSERVATIONS AND COMMENTS: CHANGE OIL, ADJUST BELT, CLEAN WATER FILTER BAG, DRAIN COMPRESSOR TANK, REPLACE CARTRIDGE WATER FILTER, CHECK TIMER, CHECK AIR FILTER, CLEAN FILTER BOWL DRAINS, CHECK THREE STAGE FILTER / REGULATOR,

FLOW METER READING: - 1456530 -

SAMPLES OBTAINED: N/A

PRESSURE GAUGE READING UP STREAM OF THE BAG FILTER: 13

PRESSURE GAUGE READING DOWN STREAM OF THE CARTRIDGE FILTER: 11

PRESSURE GAUGE READING DOWN STREAM OF THE PRIMARY GAC UNIT: 1.1

PRESSURE GAUGE READING DOWN STREAM OF THE SECONDARY GAC UNIT: 0.9

PRESSURE GAUGE READING DOWN STREAM OF THE THIRD GAC UNIT: 0.6

INSPECTOR'S SIGNATURE: [Signature]

063

THRIFTY OIL CO. SERVICE STATION #062

GROUNDWATER EXTRACTION/TREATMENT SYSTEM INSPECTION FORM

NAME OF INSPECTOR: SERBAL POPESCU

DATE OF INSPECTION: 06-22-04

OBSERVATIONS AND COMMENTS: ADD OIL, CHECK BELT, DRAIN COMPRESSOR

TANK, REPLACE CARTRIDGE WATER FILTER,

CLEAN WATER FILTER BAG,

FLOW METER READING: -1753550-

SAMPLES OBTAINED: N/A

PRESSURE GAUGE READING UP STREAM OF THE BAG FILTER: 13

PRESSURE GAUGE READING DOWN STREAM OF THE CARTRIDGE FILTER: 11

PRESSURE GAUGE READING DOWN STREAM OF THE PRIMARY GAC UNIT: 1.0

PRESSURE GAUGE READING DOWN STREAM OF THE SECONDARY GAC UNIT: 0.8

PRESSURE GAUGE READING DOWN STREAM OF THE THIRD GAC UNIT: 0.6

INSPECTOR'S SIGNATURE: Serbal Popescu

APPENDIX D



ASSOCIATED LABORATORIES

806 North Batavia - Orange, California 92868 - 714/771-6900

FAX 714/538-1209

CLIENT Thrifty Oil Company (8871)
ATTN: Jeff Suryakusuma
13116 Imperial Hwy.
P.O. Box 2128
Santa Fe Springs, CA 90670

LAB REQUEST 132290 ✓

REPORTED 07/16/2004

RECEIVED 07/09/2004

PROJECT Station #063 ✓
6125 Telegraph Ave., Oakland

SUBMITTER Client

COMMENTS

This laboratory request covers the following listed samples which were analyzed for the parameters indicated on the attached Analytical Result Report. All analyses were conducted using the appropriate methods as indicated on the report. This cover letter is an integral part of the final report.

Order No.

535525
535526
535527
535528
535529
535530

Client Sample Identification

TOC #063 Outlet PSP1
TOC #063 Int.-1
TOC #063 Int.-2
TOC #063 Int.-3
TOC #063 Inlet
Laboratory Method Blank

Thank you for the opportunity to be of service to your company. Please feel free to call if there are any questions regarding this report or if we can be of further service.

ASSOCIATED LABORATORIES by,


Edward S. Behare, Ph.D.
Vice President

NOTE: Unless notified in writing, all samples will be discarded by appropriate disposal protocol 30 days from date reported.

The reports of the Associated Laboratories are confidential property of our clients and may not be reproduced or used for publication in part or in full without our written permission. This is for the mutual protection of the public, our clients, and ourselves.

TESTING & CONSULTING
Chemical
Microbiological
Environmental

Order #: 535525

Client Sample ID: TOC #063 Outlet PSP1

Matrix: WATER

Date Sampled: 07/08/2004

Analyte	Result	DF	PQL	MDL	Units	Date/Analyst
---------	--------	----	-----	-----	-------	--------------

8260B BTEX/MTBE Only

Benzene	ND	1	1	0.22	ug/L	07/12/04 LB
Ethyl benzene	ND	1	5	0.31	ug/L	07/12/04 LB
Methyl-tert-butylether (MTBE)	ND	1	1	0.18	ug/L	07/12/04 LB
Toluene	ND	1	5	0.32	ug/L	07/12/04 LB
Xylenes, total	ND	1	5	0.4	ug/L	07/12/04 LB

Surrogates

				Units	Control Limits
Surr1 - Dibromofluoromethane	110			%	70 - 130
Surr2 - 1,2-Dichloroethane-d4	103			%	70 - 130
Surr3 - Toluene-d8	97			%	70 - 130
Surr4 - p-Bromofluorobenzene	103			%	70 - 130

8015M - Gasoline

Gasoline	ND	1	50	15	ug/L	07/12/04 LZ
----------	----	---	----	----	------	-------------

Surrogates

				Units	Control Limits
a,a,a-Trifluorotoluene	99			%	55 - 200

PQL = Practical Quantitation Limit, MDL = Method detection limit, DF = Dilution Factor
 ND = Not detected below indicated MDL, J=Trace



Order #: 535526

Client Sample ID: TOC #063 Int.-1

Matrix: WATER

Date Sampled: 07/08/2004

Analyte	Result	DF	PQL	MDL	Units	Date/Analyst
---------	--------	----	-----	-----	-------	--------------

8260B BTEX/MTBE Only

Benzene	ND	1	1	0.22	ug/L	07/13/04 LB
Ethyl benzene	ND	1	5	0.31	ug/L	07/13/04 LB
Methyl-tert-butylether (MTBE)	146	1	1	0.18	ug/L	07/13/04 LB
Toluene	ND	1	5	0.32	ug/L	07/13/04 LB
Xylenes, total	ND	1	5	0.4	ug/L	07/13/04 LB

Surrogates

				Units	Control Limits
Surr1 - Dibromofluoromethane	109			%	70 - 130
Surr2 - 1,2-Dichloroethane-d4	104			%	70 - 130
Surr3 - Toluene-d8	97			%	70 - 130
Surr4 - p-Bromofluorobenzene	104			%	70 - 130

8015M - Gasoline

Gasoline	76	1	50	15	ug/L	07/12/04 LZ
----------	----	---	----	----	------	-------------

Surrogates

				Units	Control Limits
a,a,a-Trifluorotoluene	102			%	55 - 200

PQL = Practical Quantitation Limit, MDL = Method detection limit, DF = Dilution Factor
 ND = Not detected below indicated MDL, J=Trace



Order #: 535527

Client Sample ID: TOC #063 Int.-2

Matrix: WATER

Date Sampled: 07/08/2004

Analyte	Result	DF	PQL	MDL	Units	Date/Analyst
---------	--------	----	-----	-----	-------	--------------

8260B BTEX/MTBE Only

Benzene	ND	1	1	0.22 ug/L		07/13/04 LB
Ethyl benzene	ND	1	5	0.31 ug/L		07/13/04 LB
Methyl-tert-butylether (MTBE)	ND	1	1	0.18 ug/L		07/13/04 LB
Toluene	ND	1	5	0.32 ug/L		07/13/04 LB
Xylenes, total	ND	1	5	0.4 ug/L		07/13/04 LB

Surrogates

				Units	Control Limits
Surr1 - Dibromofluoromethane	111			%	70 - 130
Surr2 - 1,2-Dichloroethane-d4	107			%	70 - 130
Surr3 - Toluene-d8	101			%	70 - 130
Surr4 - p-Bromofluorobenzene	102			%	70 - 130

8015M - Gasoline

Gasoline	ND	1	50	15 ug/L		07/12/04 LZ
----------	----	---	----	---------	--	-------------

Surrogates

				Units	Control Limits
a,a,a-Trifluorotoluene	92			%	55 - 200

PQL = Practical Quantitation Limit, MDL = Method detection limit, DF = Dilution Factor
 ND = Not detected below indicated MDL, J=Trace



Order #: 535528

Client Sample ID TOC #063 Int.-3

Matrix: WATER

Date Sampled: 07/08/2004

Analyte	Result	DF	PQL	MDL	Units	Date/Analyst
---------	--------	----	-----	-----	-------	--------------

8260B BTEX/MTBE Only

Benzene	48	1	1	0.22	ug/L	07/13/04 LB
Ethyl benzene	19	1	5	0.31	ug/L	07/13/04 LB
Methyl-tert-butylether (MTBE)	628	1	1	0.18	ug/L	07/13/04 LB
Toluene	ND	1	5	0.32	ug/L	07/13/04 LB
Xylenes, total	2.7 J	1	5	0.4	ug/L	07/13/04 LB

Surrogates

				Units	Control Limits
Surr1 - Dibromofluoromethane	110			%	70 - 130
Surr2 - 1,2-Dichloroethane-d4	102			%	70 - 130
Surr3 - Toluene-d8	97			%	70 - 130
Surr4 - p-Bromofluorobenzene	101			%	70 - 130

8015M - Gasoline

Gasoline	697	1	50	15	ug/L	07/13/04 LZ
----------	-----	---	----	----	------	-------------

Surrogates

				Units	Control Limits
a,a,a-Trifluorotoluene	82			%	55 - 200

PQL = Practical Quantitation Limit, MDL = Method detection limit, DF = Dilution Factor
 ND = Not detected below indicated MDL, J=Trace



Order #: 535529

Client Sample ID: TOC #063 Inlet

Matrix: WATER

Date Sampled: 07/08/2004

Analyte	Result	DF	PQL	MDL	Units	Date/Analyst
8260B BTEX/MTBE Only						
Benzene	31	1	1	0.22	ug/L	07/13/04 LB
Ethyl benzene	ND	1	5	0.31	ug/L	07/13/04 LB
Methyl-tert-butylether (MTBE)	383	1	1	0.18	ug/L	07/13/04 LB
Toluene	ND	1	5	0.32	ug/L	07/13/04 LB
Xylenes, total	2.1 J	1	5	0.4	ug/L	07/13/04 LB

Surrogates				Units	Control Limits
Surr1 - Dibromofluoromethane	108			%	70 - 130
Surr2 - 1,2-Dichloroethane-d4	100			%	70 - 130
Surr3 - Toluene-d8	99			%	70 - 130
Surr4 - p-Bromofluorobenzene	101			%	70 - 130

8015M - Gasoline

Gasoline	652	1	50	15	ug/L	07/12/04 LZ
----------	-----	---	----	----	------	-------------

Surrogates

				Units	Control Limits
a,a,a-Trifluorotoluene	118			%	55 - 200

PQL = Practical Quantitation Limit, MDL = Method detection limit, DF = Dilution Factor
 ND = Not detected below indicated MDL, J=Trace



Order #: 535530
 Matrix: WATER

Client Sample ID: Laboratory Method Blank

Analyte	Result	DF	PQL	MDL	Units	Date/Analyst
8260B BTEX/MTBE Only						
Benzene	ND	1	1	0.22	ug/L	07/12/04 LB
Ethyl benzene	ND	1	5	0.31	ug/L	07/12/04 LB
Methyl-tert-butylether (MTBE)	ND	1	1	0.18	ug/L	07/12/04 LB
Toluene	ND	1	5	0.32	ug/L	07/12/04 LB
Xylenes, total	ND	1	5	0.4	ug/L	07/12/04 LB
				Units	Control Limits	
Surrogates						
Surr1 - Dibromofluoromethane	107				%	70 - 130
Surr2 - 1,2-Dichloroethane-d4	104				%	70 - 130
Surr3 - Toluene-d8	99				%	70 - 130
Surr4 - p-Bromofluorobenzene	104				%	70 - 130
8015M - Gasoline						
Gasoline	ND	1	50	15	ug/L	07/12/04 LZ
				Units	Control Limits	
Surrogates						
a,a,a-Trifluorotoluene	101				%	55 - 200

PQL = Practical Quantitation Limit, MDL = Method detection limit, DF = Dilution Factor
 ND = Not detected below indicated MDL, J=Trace



**ASSOCIATED LABORATORIES
QA REPORT FORM**

QC Sample: LCS / LCSD
 Matrix: WATER
 Prep. Date: July 12, 2004
 Analysis Date: July 12 - 13, 2004
 ID#'s in Batch: LR 132263, 132258, 132290, 132187
 Reporting Units = ug/L

PREPARATION BLANK / LAB CONTROL SAMPLE RESULTS

			PREP BLK					
			Value	Result	True	%Rec	L.Limit	H.Limit
Test	Method	LCS	ND	569	500	114	80%	120%
TPH	8015M-G	LCSD	ND	495	500	99	80%	120%

LCS Result = Lab Control Sample Result

True = True Value of LCS

L.Limit / H.Limit = LCS Control Limits

SURROGATE RECOVERY

Sample No.	AAA-TFT
QC Limit	55-200
Method Blank	101
LCS	169
LCSD	158

AAA-TFT = a,a,a-Trifluorotoluene

ASSOCIATED LABORATORIES
QA REPORT FORM - METHOD 8260 / 624 / 524.2

QC Sample: MS / MSD - Water Samples 132290-525
 Analysis Date: July 12, 2004
 Applies to: LR 132020, 132048, 132084, 132290
 Reporting Units = ug/L

Matrix Spike / Matrix Spike Duplicate

Test	Sample Result	Spike Added	Matrix Spike	Matrix Spk. Dup	%Rec MS	%Rec MSD	RPD	QC Limits	
								RPD	%REC
1,1-Dichloroethene	ND	50	63.19	56.35	126	113	11	22	59-172
MTBE	ND	50	62.43	55.73	125	111	11	24	62-137
Benzene	ND	50	58.36	52.96	117	106	10	24	62-137
Trichloroethene	ND	50	57.78	54.80	116	110	5	21	66-142
Toluene	ND	50	56.82	53.37	114	107	6	21	59-139
Chlorobenzene	ND	50	56.45	53.49	113	107	5	21	60-133

QC Sample: LCS/LCSD
 Analysis Date: July 12 - 13, 2004

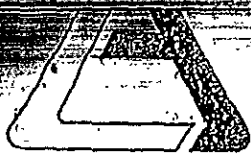
Lab Controlled Spike / Lab Controlled Spike Duplicate

Test	Sample Result	Spike Added	LCS Spike	LCS Spk. Dup	%Rec LCS	%Rec LCS D	RPD	QC Limits	
								RPD	%REC
1,1-Dichloroethene	ND	50	52.36	56.09	105	112	7	22	59-172
MTBE	ND	50	51.37	54.60	103	109	6	24	62-137
Benzene	ND	50	48.62	52.03	97	104	7	24	62-137
Trichloroethene	ND	50	49.03	50.69	98	101	3	21	66-142
Toluene	ND	50	47.04	49.99	94	100	6	21	59-139
Chlorobenzene	ND	50	47.59	49.55	95	99	4	21	60-133

Method Blank = All ND

SURROGATE (QC Limits : 70-135)

Compounds	DBFM	1,2-DCA	Tol-d8	p-BFB
MS	113	108	96	97
MSD	108	97	98	97
LCS	105	101	99	98
LCSD	111	98	99	96
BLANK # 1	107	104	99	104
BLANK # 2	108	111	100	102



ASSOCIATED LABORATORIES

806 North Batavia - Orange, California 92868-1225 - 714/771-6900 FAX 714/538-1209

Cooler Receipt Form

Client: Thurby Oil Project: FOC 063

Date Cooler Received: 7/9 Date Cooler Opened: 7/9

Was cooler scanned for presence of radioactivity? Yes/No
If yes was radioactivity results above 25-cpm? Yes/No

Was a shipper's packing slip attached to the cooler? Yes/No

If the cooler had custody seal(s), were they signed and intact? Yes/No/Na

Was the cooler packed with: Ice Ice Packs Bubble wrap
Styrofoam Paper None Other

Cooler Temperature: 4.3°C*

*cooler needs to be received @ 4°C with an acceptable range of 2° - 6 °C

If samples were hand delivered do they meet the temp. criteria, which should be @ 4°C with an acceptable range of 2° - 6 °C? Yes/No

If no explain: _____

Were all samples sealed in plastic bags? Yes/No

Did all samples arrive intact? If no, indicate below. Yes/No

Were all samples labeled correctly? (ID's Dates, Times) If no, indicate below. Yes/No

Can the tests required be ran with the provided containers, If no indicate below. Yes/No

Was sufficient sample volume sent for all containers? Yes/No

Were any VOA vials received with head space? Yes/No/Na

Was the correct preservatives used? Yes/No/Na

If no, see the pH log for a list of samples containers regarding pH

Any other important information: _____

Receiving Department: PR Date: 7/9



Chain of Custody Record

132290 ✓

Page _____ of _____

Company THRIFTY OIL CO.	Phone (562) 921-3581	A.L. Job No.
Project Manager JEFF SURYAKUSUMA	Fax (562) 921-7519	Analysis Requested
Project Name SYSTEM WATER SAMPLING	Project # # 063	
Site Name and Address 6125 TELEGRAPH AVE OAKLAND, CA. 94609		

Sample ID	Lab ID	Date	Time	Matrix	Container Number/Size	Pres.	TPH (8015M)	BTEX (8860B)	MTBA (8260B)	Test Instructions & Comments
1 OUTLET PSP1		07-08-04		H₂O	3-VOA	HCL	X	X	X	* GRAB SAMPLE
2 INT. -1		↕		↕	↕	↕	X	X	X	
3 INT. -2		↕		↕	↕	↕	X	X	X	
4 INT. -3		↕		↕	↕	↕	X	X	X	
5 INLET		↕		↕	↕	↕	X	X	X	
6										
7										
8										
9										
10										
11										
12										
13										
14										
15										

Sample Receipt - To Be Filled By Laboratory				Relinquished by Sampler: E.M.C 1.		Relinquished by GOLDEN STATE 2.		Relinquished by _____ 3.	
Total Number of Containers	15	Property Cooled Y/N/NA		Signature: <i>[Signature]</i>	Signature: OVERNIGHT	Signature:		Signature:	
Custody Seals Y/N/NA		Samples Intact Y/N/NA		Printed Name: SERBAN POPESCU	Printed Name:	Printed Name:		Printed Name:	
Received in Good Condition Y/N		Samples Accepted Y/N		Date: 07-08-04 Time: 17:30	Date:	Date:		Date:	
Turn Around Time				Received By: GOLDEN STATE 1.		Received By: _____ 2.		Received By: _____ 3.	
<input checked="" type="checkbox"/> Normal <input type="checkbox"/> Rush <input type="checkbox"/> Same Day <input type="checkbox"/> 48 hrs. <input type="checkbox"/> 24 hrs. <input type="checkbox"/> 72 hrs.				Signature: OVERNIGHT		Signature: <i>[Signature]</i>		Signature:	
				Printed Name:		Printed Name: DUONG VU		Printed Name:	
				Date:		Date: 7/9 10:30		Date: 7-9-04 Time: 1:40	