

1205

# THRIFTY OIL CO.

July 16, 2002

O.29380

Ms. Susan Hugo  
Alameda County Health Care Services  
Department of Environmental Health  
1131 Harbor Bay parkway, 2nd Floor  
Alameda, CA 94502

Local #3871  
RWQCB #01-1479  
Global ID #T0600101366  
Confirmation #7190217614

RE: **Former Thrifty Oil Co. Station #063**  
**ARCO Products Company Station 39542**  
6125 Telegraph Avenue  
Oakland, CA 94609  
***2nd Quarter 2002, Status Report and Amendment  
to the Remediation System***

JUL 22 2002


Dear Ms. Hugo:

Presented herewith is the Second Quarter 2002, Status Report for former Thrifty Oil Co. Station #063 located at 6125 Telegraph Avenue, Oakland, California.

*Thrifty proposes to connect well MW-4 to the existing remediation system to enhance the reduction of petroleum hydrocarbons in the groundwater. Once approval is received from the ACHCS, Thrifty will complete the work.*

If you have any questions or comments, please contact the undersigned in this report or myself at (562) 921-3581.

Sincerely,



Chris Panaitescu  
General Manager  
Environmental Affairs

c: BP West Coast Products LLP; Ms. Kateri Luka  
File



# THRIFTY OIL CO.

July 15, 2002

Ms. Susan Hugo  
Alameda County Health Care Services  
Department of Environmental Health  
1131 Harbor Bay Parkway, 2nd Floor  
Alameda, CA 94502

Local #3871  
RWQCB #01-1479  
Global ID #T0600101366  
Confirmation #7190217614

RE: **Former Thrifty Oil Co. Station #063**  
**ARCO Products Company Station #9542**  
6125 Telegraph Avenue  
Oakland, CA  
*2nd Quarter 2002, Status Report*

JUL 22 2002

Dear Ms. Hugo:

Presented herein is the Second Quarter 2002, Status Report prepared for former Thrifty Oil Co. (Thrifty) Station #063 located at 6125 Telegraph Avenue, Oakland, California (**Figure 1**). Presented in this report are the results of the site monitoring and remedial efforts in the second quarter 2002. Thrifty has retained the services of Earth Management Company (EMC) to conduct quarterly monitoring and sampling, and remedial system monitoring activities at this site.

## **Groundwater Monitoring**

Depth to groundwater is measured in each monitoring well on a quarterly basis. In general, groundwater occurred beneath the station at depths ranging from 13.07 feet below surface grade (bsg) in monitoring well MW-6 to 15.17 feet bsg in monitoring well MW-1 on April 10, 2002. A groundwater elevation contour map based on the April 10, 2002 data is presented in **Figure 2**. The groundwater flow is generally radial from MW-1 toward the northwest with a gradient ranging from approximately 0.04 to 0.06 feet/foot.

## **Quarterly Groundwater Sampling**

As part of the ongoing groundwater monitoring program, groundwater samples were obtained from monitoring wells MW-1, MW-4, MW-5, and MW-6 on April 10, 2002. Recovery well MW-3 was sampled on April 8, 2002 as an influent stream into the groundwater remediation system. Groundwater samples were obtained by EMC and delivered in a chilled state following strict Chain-of-Custody procedures to a state-certified laboratory. The samples were analyzed for total petroleum hydrocarbons as gasoline (TPH-g), benzene, toluene, ethylbenzene, xylenes (BTEX) and methyl tert-butyl ether (MTBE) by EPA methods 8015M and 8021B. Laboratory analytical sampling results are provided in **Table 1**. Copies of the EMC Field Status Reports are presented in **Appendix A**, and copies of the laboratory analytical reports are contained in **Appendix B**.

TPH-g, BTEX, and MTBE concentrations appear in **Table 1**, and **Appendix B**. TPH-g, benzene, and MTBE isoconcentration maps results are presented in **Figures 3, 4, and 5**, respectively. Laboratory results indicate the highest concentrations of TPH-g, benzene, and MTBE were in monitoring well MW-4, with



concentrations of 655 ug/L, 7 ug/L, and 587 ug/L, respectively. The isoconcentration maps did not incorporate data from the treatment system influent, even though the groundwater is pumped solely from well MW-3, because it was not sampled on the same day as the other wells.

**Remediation Status**

Site remedial activities were initiated in April 1991. Presently, the remediation system consists of a Groundwater Treatment System that extracts groundwater from monitoring well MW-3 with treatment utilizing activated carbon. System operational data is included in **Table 2** and **Appendix C**. During this reporting period, the groundwater treatment system processed approximately 214,020 gallons of groundwater (from March 25, through June 24, 2002), and has treated approximately 1,847,489 gallons of groundwater since start up (April 1991) through June 2002. The system operated throughout the second quarter 2002.

Inlet, intermediate 1, intermediate 2, intermediate 3, and outlet water samples were collected on April 8 and June 3, 2002. The samples collected by EMC were sent to a state certified laboratory for analysis. The samples were analyzed for TPH-g, BTEX, and MTBE by EPA methods 8015 and 8021B. The outlet laboratory sample results for TPH-g, BTEX, and MTBE were below the laboratory detection limits. A copy of the laboratory analytical reports are included in **Appendix D**.

**Other Activities**


With the high concentration of petroleum hydrocarbons in well MW-4, Thrifty proposes to connect well MW-4 to the existing remediation system to enhance the reduction of the petroleum hydrocarbons in the groundwater. Once approval is received from the ACHCS, Thrifty will complete this work.


The groundwater monitoring wells and the treatment unit will be monitored and sampled during the next quarter. All site monitoring/sampling data generated during the next quarter will be reported in the Third Quarter 2002 monitoring report.


All interpretations expressed in this report are based solely upon the review of data collected by EMC, and Associated Laboratories.

Written by:

Reviewed by:

  
Raymond C. Friedrichsen, REA II  
Project Manager, MBA  
Senior Hydrogeologist

  
Jim Zenor, RG  
Registered Geologist #6701



# FIGURES

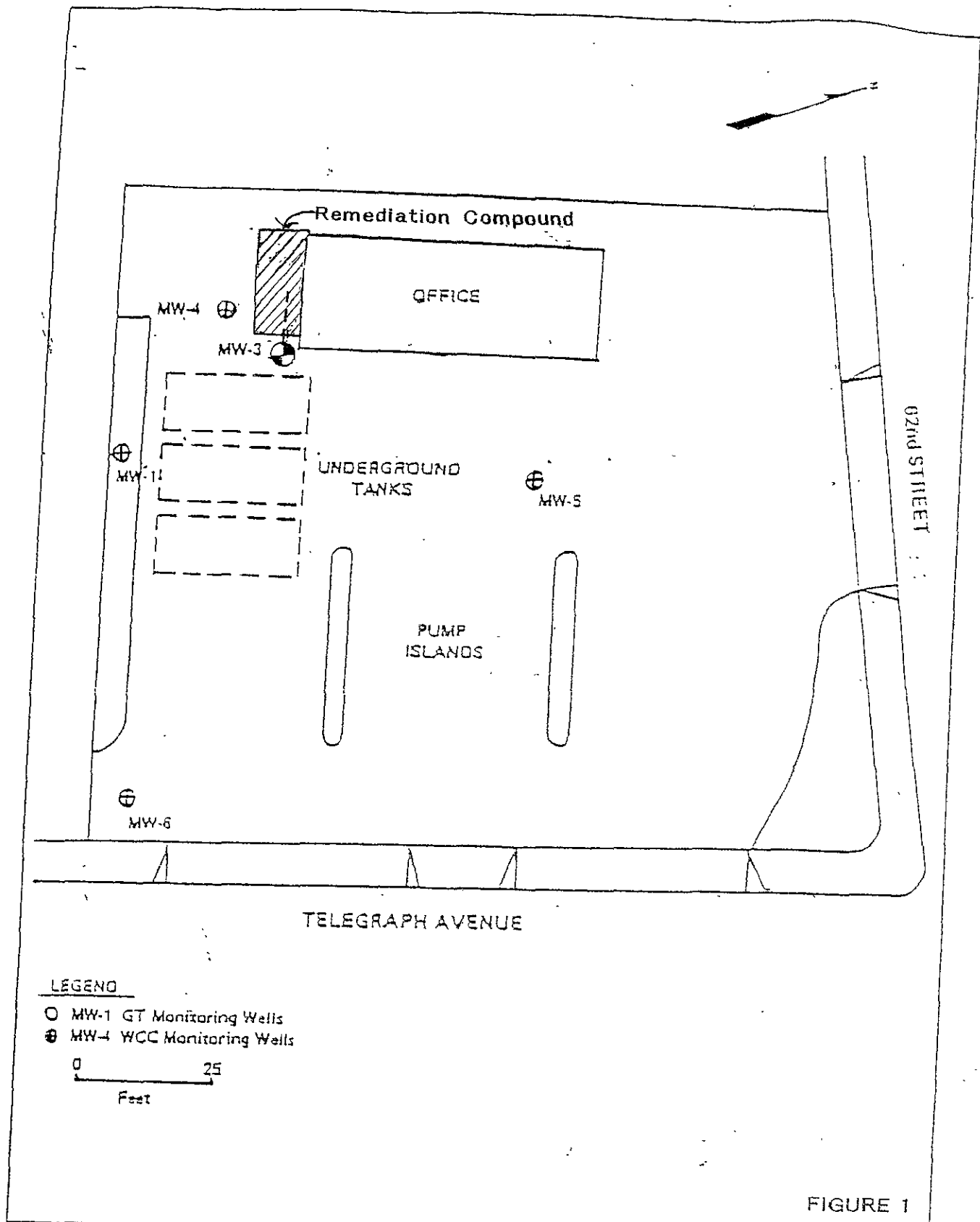
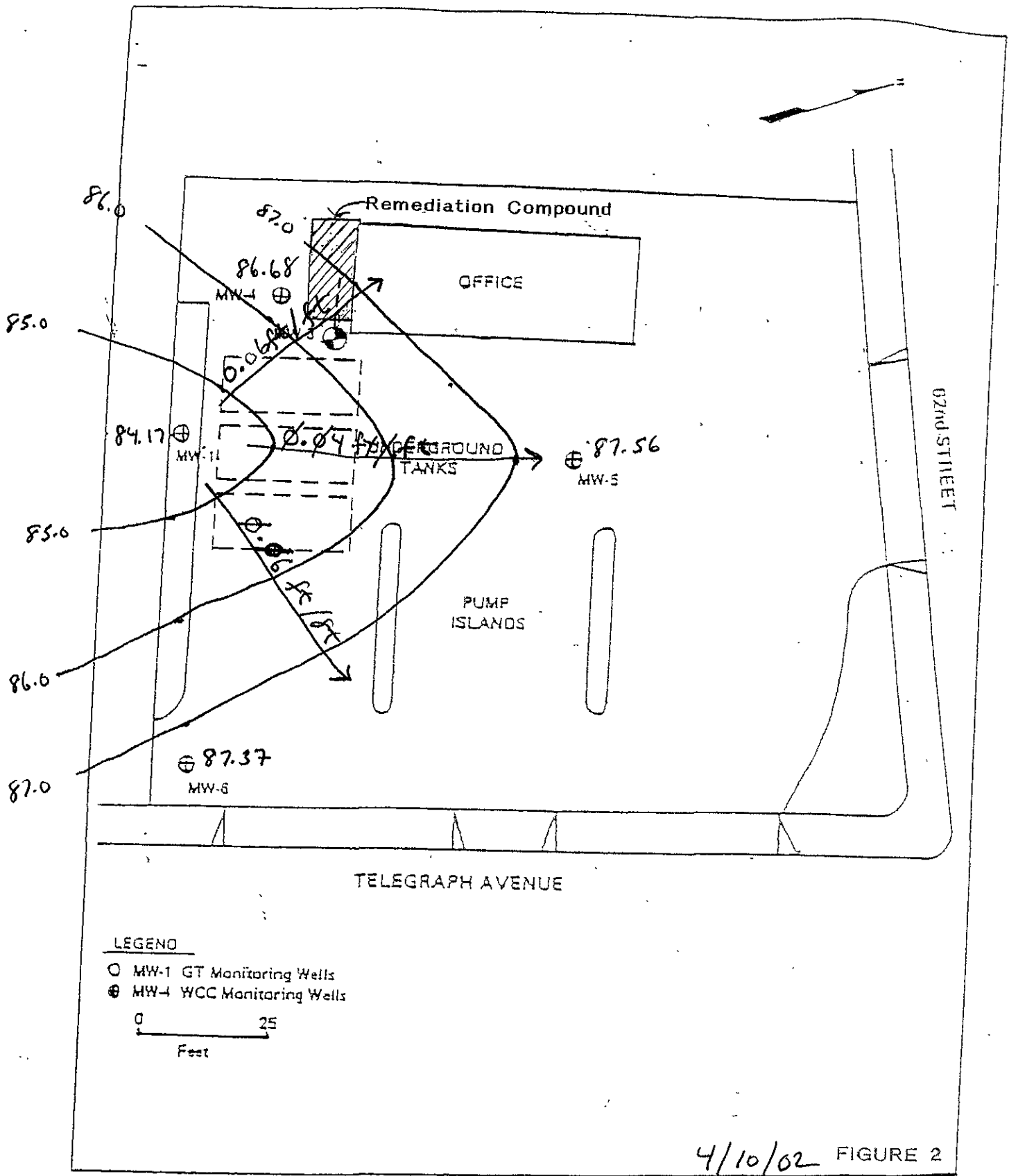
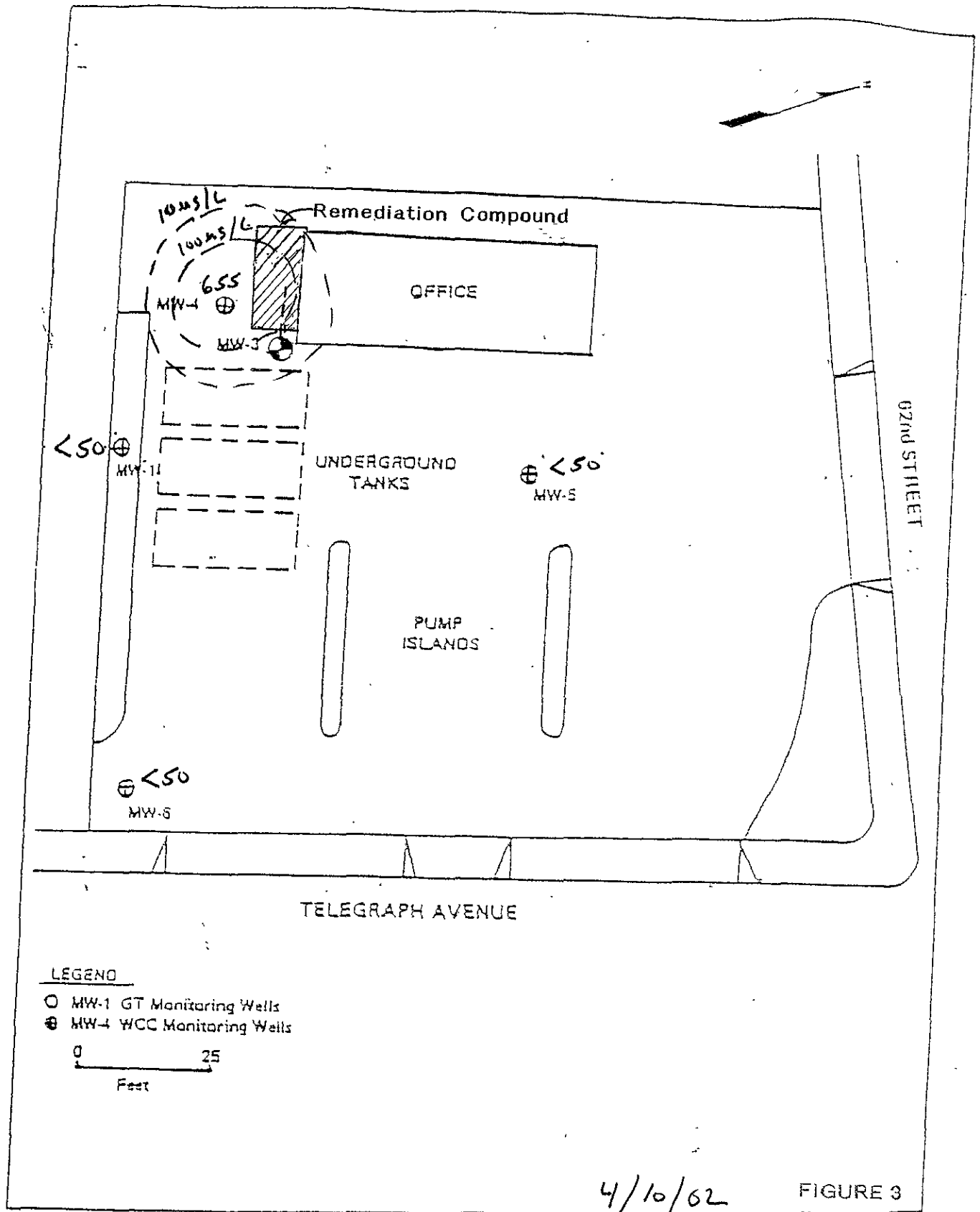


FIGURE 1

SITE PLAN AND RECOVERY SYSTEM  
 THRIFTY SERVICE STATION NO. 63  
 6125 TELEGRAPH AVE.  
 OAKLAND, CA



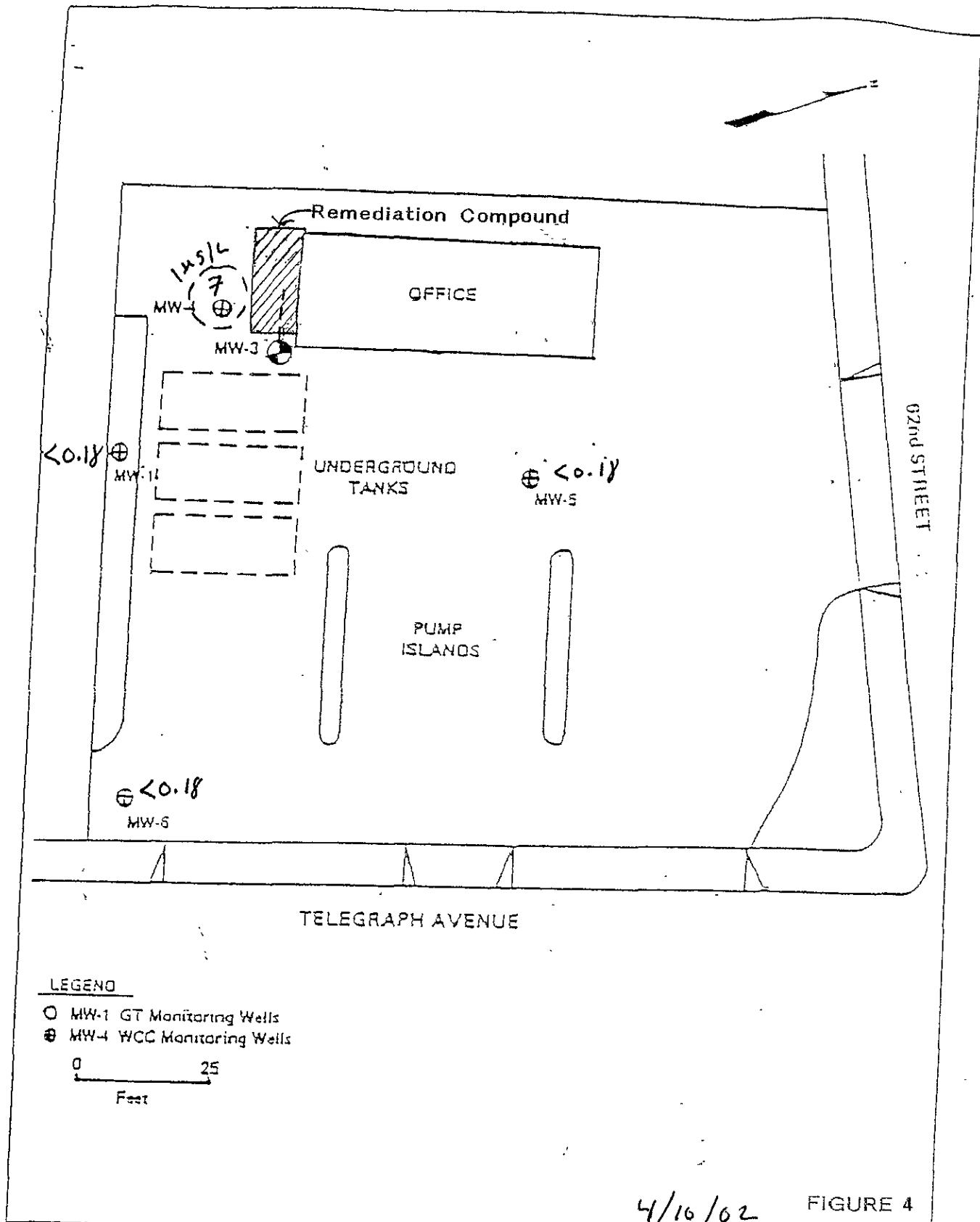
Groundwater Contour Map  
 THRIFTY SERVICE STATION NO. 63  
 6125 TELEGRAPH AVE.  
 OAKLAND, CA



4/10/62

FIGURE 3

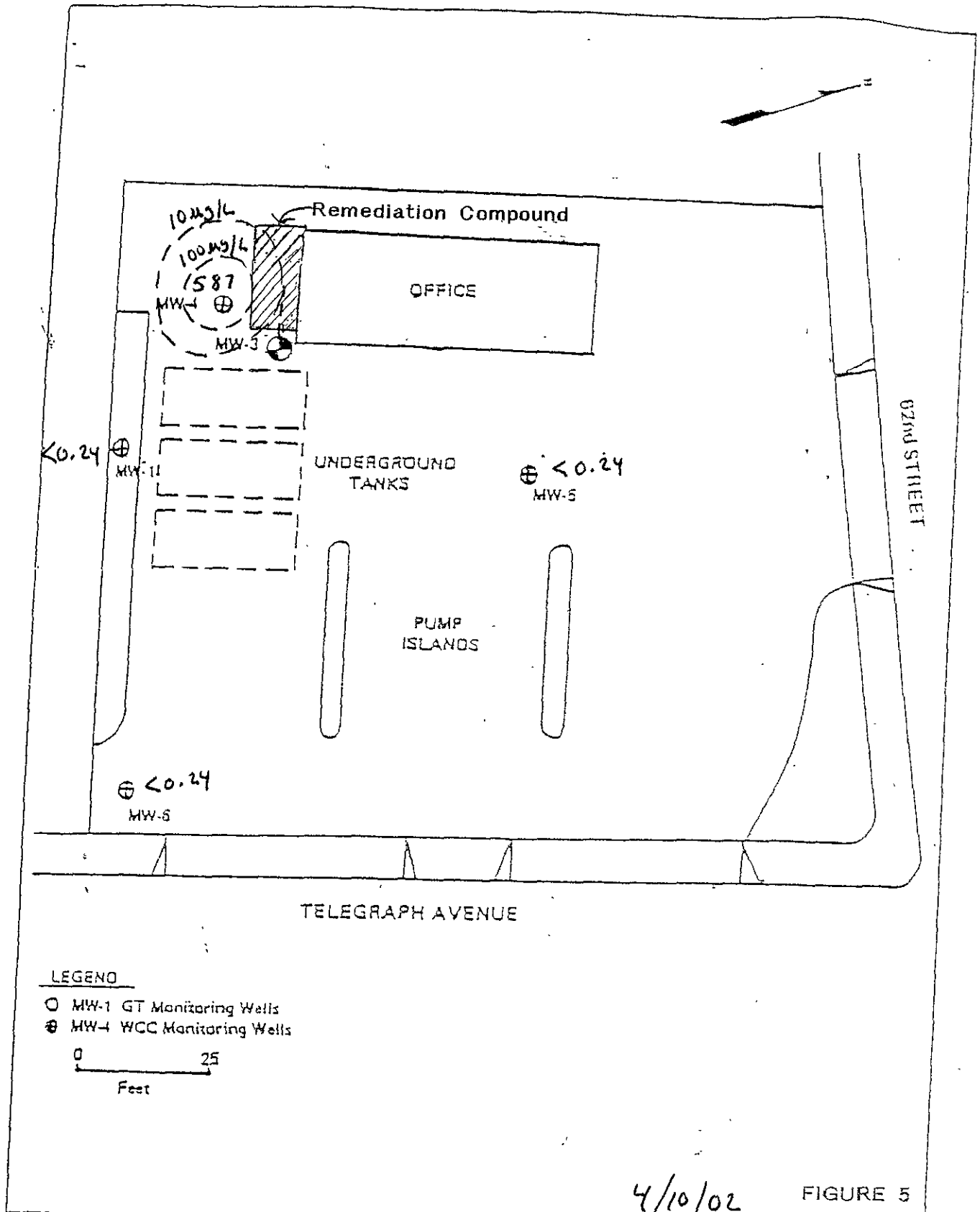
TPH-g Isoconcentration Map ug/L  
 THRIFTY SERVICE STATION NO. 63  
 6125 TELEGRAPH AVE.  
 OAKLAND, CA



4/16/02      FIGURE 4

Benzene Isoconcentration Map ug/L  
 THRIFTY SERVICE STATION NO. 63  
 6125 TELEGRAPH AVE.  
 OAKLAND, CA





4/10/02

FIGURE 5

MTBE Isoconcentration Map ug/L  
 THRIFTY SERVICE STATION NO. 63  
 6125 TELEGRAPH AVE.  
 OAKLAND, CA

# TABLES

**TABLE 1**  
**GROUNDWATER DATA**  
**THRIFTY OIL STATION #063, OAKLAND, CA**

DATE SAMPLED	ANALYTICAL PARAMETERS						DEPTH TO GROUNDWATER (feet)	DEPTH TO PRODUCT (feet)	PRODUCT THICKNESS (feet)	CASING ELEVATION (feet)	GROUNDWATER ELEVATION (feet)
	TPH (ug/L)	BENZENE (ug/L)	TOLUENE (ug/L)	EthylBenzene (ug/L)	XYLENE (ug/L)	MIBE (ug/L)					
<b>MONITORING WELL #MW-1</b>											
11/21/86	-	-	-	-	-	-	15.42	NP	0.00	99.34	83.92
07/22/91	-	-	-	-	-	-	20.41	FILM	0.00	99.34	78.93
10/24/91	-	-	-	-	-	-	19.06	SHEEN	0.00	99.34	80.28
01/22/92	-	-	-	-	-	-	18.78	SHEEN	0.00	99.34	80.56
03/24/92	-	-	-	-	-	-	13.55	SHEEN	0.00	99.34	85.79
07/15/92	-	-	-	-	-	-	18.90	FILM	0.00	99.34	80.44
10/05/92	-	-	-	-	-	-	20.50	FILM	0.00	99.34	78.84
01/06/93	-	-	-	-	-	-	14.93	FILM	0.00	99.34	84.41
07/13/93	-	-	-	-	-	-	15.44	FILM	0.00	99.34	83.90
10/11/93	-	-	-	-	-	-	20.36	FILM	0.00	99.34	78.98
01/11/94	-	-	-	-	-	-	19.50	FILM	0.00	99.34	79.84
04/12/94	-	-	-	-	-	-	18.10	FILM	0.00	99.34	81.24
07/14/94	-	-	-	-	-	-	20.03	FILM	0.00	99.34	79.31
01/15/96	11,000	2,800	150	780	770	-	19.02	NP	0.00	99.34	80.32
04/15/96	17,000	3,600	330	1,500	3,400	-	18.82	NP	0.00	99.34	80.52
07/15/96	12,000	1,300	200	1,200	4,600	250	-	NP	-	-	-
10/09/96	-	-	-	-	-	-	14.87	NP	0.00	99.34	84.47
01/13/97	27,000	810	6,000	570	4,100	2,700	10.20	NP	0.00	99.34	89.14
04/14/97	2,900	3.0	2.9	<0.3	1.7	9,900	-	NP	-	-	-
07/07/97	5,200	0.57	0.57	<0.3	0.71	16,000	18.75	NP	0.00	99.34	80.59
10/16/97	680	<0.3	0.55	<0.3	<0.5	-	17.92	NP	0.00	99.34	81.42
01/07/98	42,000	980	2,800	1,200	5,200	1.3	9.80	NP	0.00	99.34	89.54
04/06/98	7,100	700	340	170	2,600	1,000	9.60	NP	0.00	99.34	89.74
07/14/98	19,000	2,100	400	890	5,800	1,600	13.70	NP	0.00	99.34	85.64
10/15/98	490	<0.3	<0.3	<0.3	<0.5	1,300	15.25	NP	0.00	99.34	84.09
01/20/99	350	<0.3	<0.3	<0.3	<0.5	* 670 / 820	12.20	NP	0.00	99.34	87.14
04/16/99	320	<0.3	<0.3	<0.3	<0.5	* 540 / 630	12.20	NP	0.00	99.34	87.14
07/14/99	290	<0.3	<0.3	<0.3	<0.5	*590 / 580	13.75	NP	0.00	99.34	85.59
10/07/99	130	<0.3	<0.3	<0.3	<0.5	270	12.15	NP	0.00	99.34	87.19
01/26/00	13,000	460	54	290	3,700	940	13.14	NP	0.00	99.34	86.20
04/19/00	546	<0.25	<0.25	<0.25	<0.5	*430 / 606	10.63	NP	0.00	99.34	88.71
05/26/00	<50	<0.3	<0.3	<0.3	<0.6	<5	9.11	NP	0.00	99.34	90.23
07/26/00	<50	<0.3	<0.3	<0.3	<0.6	<5	9.10	NP	0.00	99.34	90.24
10/25/00	<50	<0.18	<0.14	<0.18	<0.26	<0.24	9.08	NP	0.00	99.34	90.26
01/10/01	<50	<0.18	<0.14	<0.18	<0.26	<0.24	12.16	NP	0.00	99.34	87.18

**TABLE 1**  
**GROUNDWATER DATA**  
**THRIFTY OIL STATION #063, OAKLAND, CA**

DATE SAMPLED	ANALYTICAL PARAMETERS						DEPTH TO GROUNDWATER (feet)	DEPTH TO PRODUCT (feet)	PRODUCT THICKNESS (feet)	CASING ELEVATION (feet)	GROUNDWATER ELEVATION (feet)
	TPH (ug/L)	BENZENE (ug/L)	TOLUENE (ug/L)	Ethylbenzene (ug/L)	XYLENE (ug/L)	MTBE (ug/L)					
04/23/01	18,100	740	55	650	4,000	*1,850 / 842	10.60	NP	0.00	99.34	88.74
07/16/01	<50	<0.18	<0.14	<0.18	<0.26	<0.24	9.07	NP	0.00	99.34	90.27
10/17/01	<50	<0.18	<0.14	<0.18	<0.26	<0.24	12.16	NP	0.00	99.34	87.18
01/23/02	<50	<0.18	<0.14	<0.18	<0.26	<0.24	15.23	NP	0.00	99.34	84.11
04/10/02	<50	<0.18	<0.14	<0.18	<0.26	<0.24	15.17	NP	0.00	99.34	84.17
<b>MONITORING WELL #MW-2</b>											
11/21/86	-	-	-	-	-	-	14.90	0.11	14.79	100.01	96.28
07/22/91	-	-	-	-	-	-	17.84	0.38	17.46	100.01	95.35
10/24/91	-	-	-	-	-	-	17.00	16.97	0.03	100.01	83.03
01/22/92	-	-	-	-	-	-	16.72	FILM	0.00	100.01	83.29
03/24/92	-	-	-	-	-	-	15.81	11.98	3.83	100.01	87.09
07/15/92	-	-	-	-	-	-	16.37	FILM	0.00	100.01	83.64
10/05/92	-	-	-	-	-	-	18.41	18.09	0.32	100.01	81.84
01/06/93	-	-	-	-	-	-	12.37	FILM	0.00	100.01	87.64
07/13/93	-	-	-	-	-	-	15.19	FILM	0.00	100.01	84.82
10/11/93	-	-	-	-	-	-	18.05	0.10	17.95	100.01	95.51
01/11/94	-	-	-	-	-	-	16.98	0.03	16.95	100.01	95.83
04/12/94	-	-	-	-	-	-	15.54	FILM	0.00	100.01	84.47
07/14/94	-	-	-	-	-	-	17.93	FILM	0.00	100.01	82.08
01/15/96	7,100	720	280	48	660	-	17.20	NP	0.00	100.01	82.81
04/15/96	11,000	600	59	420	870	-	17.26	NP	0.00	100.01	82.75
07/15/96	19,000	360	51	610	1,600	<250	-	-	-	-	-
10/09/96	-	-	-	-	-	-	14.42	NP	0.00	100.01	85.59
01/13/97	11,000	230	30	91	700	56	10.25	NP	0.00	100.01	89.76
04/14/97	141	1.2	0.33	0.44	<0.5	20	-	-	-	-	-
07/07/97	<50	<0.3	<0.3	<0.3	<0.5	<20	17.20	NP	0.00	100.01	82.81
10/16/97	<50	<0.3	<0.3	<0.3	<0.5	-	16.20	NP	0.00	100.01	83.81
01/07/98	-	-	-	-	-	-	16.26	16.18	0.08	100.01	83.81
Well Abandoned 1/30/98											
<b>MONITORING WELL #MW-3</b>											
11/21/86	-	100	5.1	<1.0	25	-	16.25	0.10	16.15	99.76	95.70
07/22/91	-	-	-	-	-	-	24.00	NP	0.00	99.76	75.76
10/24/91	-	-	-	-	-	-	18.10	NP	0.00	99.76	81.66

**TABLE 1**  
**GROUNDWATER DATA**  
**THRIFTY OIL STATION #063, OAKLAND, CA**

DATE SAMPLED	ANALYTICAL PARAMETERS						DEPTH TO GROUNDWATER (feet)	DEPTH TO PRODUCT (feet)	PRODUCT THICKNESS (feet)	CASING ELEVATION (feet)	GROUNDWATER ELEVATION (feet)
	TPH (ug/L)	BENZENE (ug/L)	TOLUENE (ug/L)	EthylBenzene (ug/L)	XYLENE (ug/L)	MIBE (ug/L)					
01/22/92	-	-	-	-	-	-	25.80	SHEEN	0.00	99.76	73.96
03/24/92	-	-	-	-	-	-	15.60	NP	0.00	99.76	84.16
07/15/92	-	-	-	-	-	-	25.10	FILM	0.00	99.76	74.66
10/05/92	-	-	-	-	-	-	25.20	NP	0.00	99.76	74.56
01/06/93	-	-	-	-	-	-	25.45	NP	0.00	99.76	74.31
07/13/93	-	-	-	-	-	-	14.24	NP	0.00	99.76	85.52
10/11/93	-	-	-	-	-	-	25.60	NP	0.00	99.76	74.16
01/11/94	-	-	-	-	-	-	25.90	NP	0.00	99.76	73.86
04/12/94	-	-	-	-	-	-	25.70	NP	0.00	99.76	74.06
07/14/94	-	-	-	-	-	-	25.10	NP	0.00	99.76	74.66
01/15/96	-	-	-	-	-	-	26.04	NP	0.00	99.76	73.72
04/15/96	-	-	-	-	-	-	21.03	NP	0.00	99.76	78.73
07/15/96	5,900	240	30	270	730	780	-	-	-	-	-
10/09/96	-	-	-	-	-	-	21.43	NP	0.00	99.76	78.33
01/13/97	-	-	-	-	-	-	11.20	NP	0.00	99.76	88.56
07/07/97	-	-	-	-	-	-	23.40	NP	0.00	99.76	76.36
10/16/97	-	-	-	-	-	-	22.30	NP	0.00	99.76	77.46
01/07/98	-	-	-	-	-	-	20.10	NP	0.00	99.76	79.66
07/14/98	-	-	-	-	-	-	14.40	NP	0.00	99.76	85.36
10/15/98	-	-	-	-	-	-	-	-	-	-	-
01/20/99	-	-	-	-	-	-	-	-	-	-	-
04/16/99	-	-	-	-	-	-	11.20	NP	0.00	99.76	88.56
07/14/99	5,600	9.6	1.3	3.5	8.1	*14,000 / 14,000	25.87	NP	0.00	99.76	73.89
10/07/99	-	-	-	-	-	-	15.40	NP	0.00	99.76	84.36
01/26/00	-	-	-	-	-	-	14.25	NP	0.00	99.76	85.51
04/19/00	-	-	-	-	-	-	14.20	NP	0.00	99.76	85.56
05/26/00	-	-	-	-	-	-	15.12	NP	0.00	99.76	84.64
07/26/00	-	-	-	-	-	-	14.30	NP	0.00	99.76	85.46
10/25/00	-	-	-	-	-	-	14.32	NP	0.00	99.76	85.44
01/10/01	-	-	-	-	-	-	13.46	NP	0.00	99.76	86.30
04/23/01	-	-	-	-	-	-	-	-	-	-	-
07/16/01	-	-	-	-	-	-	12.80	NP	0.00	99.76	86.96
10/17/01	-	-	-	-	-	-	15.30	NP	0.00	99.76	84.46
01/23/02	-	-	-	-	-	-	-	-	-	-	-
04/10/02	-	-	-	-	-	-	13.22	NP	0.00	99.76	86.54

**TABLE 1  
GROUNDWATER DATA  
THRIFTY OIL STATION #063, OAKLAND, CA**

DATE SAMPLED	ANALYTICAL PARAMETERS						DEPTH TO GROUNDWATER (feet)	DEPTH TO PRODUCT (feet)	PRODUCT THICKNESS (feet)	CASING ELEVATION (feet)	GROUNDWATER ELEVATION (feet)
	TPH (ug/L)	BENZENE (ug/L)	TOLUENE (ug/L)	EthylBenzene (ug/L)	XYLENE (ug/L)	MIBE (ug/L)					
<b>MONITORING WELL #MW-4</b>											
11/21/86	100,000	3,200	2,700	2,400	14,000	-	16.22	FILM	0.00	99.48	83.26
07/22/91	-	-	-	-	-	-	21.80	21.35	0.45	99.48	78.02
10/24/91	-	-	-	-	-	-	20.02	SHEEN	0.00	99.48	79.46
01/22/92	-	-	-	-	-	-	19.78	SHEEN	0.00	99.48	79.70
03/24/92	-	-	-	-	-	-	13.94	FILM	0.00	99.48	85.54
07/15/92	-	-	-	-	-	-	19.27	FILM	0.00	99.48	80.21
10/05/92	-	-	-	-	-	-	21.44	FILM	0.00	99.48	78.04
01/06/93	-	-	-	-	-	-	14.08	FILM	0.00	99.48	85.40
07/13/93	-	-	-	-	-	-	16.09	FILM	0.00	99.48	83.39
10/11/93	-	-	-	-	-	-	21.33	FILM	0.00	99.48	78.15
01/11/94	-	-	-	-	-	-	20.45	FILM	0.00	99.48	79.03
04/12/94	-	-	-	-	-	-	19.05	FILM	0.00	99.48	80.43
07/14/94	-	-	-	-	-	-	20.41	FILM	0.00	99.48	79.07
01/15/96	5,000	370	38	300	390	-	19.89	NP	0.00	99.48	79.59
04/15/96	38,000	300	78	540	470	-	19.62	NP	0.00	99.48	79.86
07/15/96	13,000	880	69	820	1,100	3,600	-	-	-	-	-
10/09/96	-	-	-	-	-	-	15.32	NP	0.00	99.48	84.16
01/13/97	47,000	2,500	2,500	1,100	2,800	70,000	10.80	NP	0.00	99.48	88.68
04/14/97	8,700	<0.3	0.45	<0.3	0.64	29,000	-	-	-	-	-
07/07/97	12,000	<0.3	<0.3	<0.3	<0.5	-	18.80	NP	0.00	99.48	80.68
10/16/97	770	<0.3	<0.3	<0.3	<0.5	-	17.76	NP	0.00	99.48	81.72
01/07/98	75,000	3,000	900	1,400	2,500	110	11.60	NP	0.00	99.48	87.88
04/08/98	18,000	1,200	130	710	1,400	22,000	10.10	NP	0.00	99.48	89.38
07/14/98	21,000	1,300	58	1,200	1,100	23,000	16.30	NP	0.00	99.48	83.18
10/15/98	9,100	1.1	0.62	<0.3	<0.5	30,000	16.90	NP	0.00	99.48	82.58
01/20/99	16,000	<0.3	0.91	0.72	1.4	* 43,000 / 42,000	15.35	NP	0.00	100.48	85.13
04/16/99	17,000	0.48	0.92	0.54	1.4	* 28,000 / 26,000	15.30	NP	0.00	100.48	85.18
07/14/99	8,500	<6	<6	<6	<10	*21,000 / 16,000	18.40	NP	0.00	100.48	82.08
10/07/99	2,500	<1.5	3.1	<1.5	<2.5	4,800	16.89	NP	0.00	100.48	83.59
01/26/00	9,900	350	9	460	460	2,800	12.62	NP	0.00	100.48	87.86
04/19/00	8,990	0.7	<0.25	<0.25	<0.5	*3,240 / 5,450	12.28	NP	0.00	100.48	88.20
05/26/00	94	<0.3	<0.3	<0.3	<0.6	*746 / 419	13.81	NP	0.00	100.48	86.67
07/26/00	<50	<0.3	<0.3	<0.3	<0.6	3,110 / 2,060	12.29	NP	0.00	100.48	88.19
10/25/00	2,480	<0.18	<0.14	<0.18	<0.26	*3,690 / 3,040	12.26	NP	0.00	100.48	88.22
01/10/01	<50	<0.18	2	<0.18	1	962	10.75	NP	0.00	100.48	89.73

**TABLE 1  
GROUNDWATER DATA  
THRIFTY OIL STATION #063, OAKLAND, CA**

DATE SAMPLED	ANALYTICAL PARAMETERS						DEPTH TO GROUNDWATER (feet)	DEPTH TO PRODUCT (feet)	PRODUCT THICKNESS (feet)	CASING ELEVATION (feet)	GROUNDWATER ELEVATION (feet)
	TPH (ug/L)	BENZENE (ug/L)	TOLUENE (ug/L)	EthylBenzene (ug/L)	XYLENE (ug/L)	MIBK (ug/L)					
04/23/01	482	<0.18	<0.14	<0.18	<0.26	*875 / 453	12.26	NP	0.00	100.48	88.22
07/16/01	71,700	9,440	12,600	514	8,980	*1,330 / 389	13.80	NP	0.00	100.48	86.68
10/17/01	13,500	1,950	425	<5.94	1,110	*829 / 329	16.87	NP	0.00	100.48	83.61
01/23/02	12,100	196	57	68	2,090	*688/738	12.28	NP	0.00	100.48	88.20
04/10/02	655	7	8	1	1	587	13.80	NP	0.00	100.48	86.68
<b>MONITORING WELL #MW-5</b>											
11/21/86	<1,000	4.8	2.1	<0.5	7.4	-	16.10	NP	0.00	100.98	84.88
07/22/91	-	<0.5	1.6	<1.0	2.0	-	18.20	NP	0.00	100.98	82.78
10/24/91	-	-	-	-	-	-	17.67	NP	0.00	100.98	83.31
01/22/92	600	21.0	8.0	2.0	17.0	-	-	-	-	-	-
03/24/92	-	-	-	-	-	-	12.98	NP	0.00	100.98	88.00
07/15/92	<200	<0.5	<0.5	<0.5	<0.5	-	17.29	NP	0.00	100.98	83.69
10/05/92	-	-	-	-	-	-	18.92	NP	0.00	100.98	82.06
01/06/93	300	2.7	<0.5	1.3	26.0	-	13.12	NP	0.00	100.98	87.86
07/13/93	<100	1.1	0.5	1.0	1.5	-	16.15	NP	0.00	100.98	84.83
10/11/93	130	1.2	<0.3	<0.3	<0.6	-	18.75	NP	0.00	100.98	82.23
01/11/94	<50	1.5	<0.3	<0.3	<0.5	-	17.80	NP	0.00	100.98	83.18
04/12/94	<50	<0.3	<0.3	<0.3	<0.5	-	13.59	NP	0.00	100.98	87.39
07/14/94	<50	0.42	<0.3	<0.3	<0.5	-	18.26	NP	0.00	100.98	82.72
07/15/95	100	1.2	<0.5	0.8	<1	-	-	-	-	-	-
01/15/96	1,900	21	13	6.2	6.8	-	13.09	NP	0.00	100.98	87.89
04/15/96	250	5.1	2.7	1.7	1.1	-	13.16	NP	0.00	100.98	87.82
07/15/96	270	6.5	1.4	1.8	1.4	230	-	NP	-	-	-
10/09/96	-	-	-	-	-	-	15.37	NP	0.00	100.98	85.61
01/13/97	25,000	780	5,700	560	4,000	24,000	10.90	NP	0.00	100.98	90.08
04/14/97	6,300	260	1,600	28	550	9,000	-	-	-	-	-
07/07/97	7,500	300	1,500	12	110	16,000	14.70	NP	0.00	100.98	86.28
10/16/97	4,600	<0.3	0.65	<0.3	<0.5	-	13.60	NP	0.00	100.98	87.38
01/07/98	2,700	33	11	37	580	7.3	10.97	NP	0.00	100.98	90.01
04/08/98	300	9.1	<0.3	<0.3	<0.5	650	10.90	NP	0.00	100.98	90.08
07/14/98	670	5.9	<0.3	<0.3	0.53	2,300	15.20	NP	0.00	100.98	85.78
10/15/98	<50	<0.3	<0.3	<0.3	<0.5	19	15.90	NP	0.00	100.98	85.08
01/20/99	<50	<0.3	<0.3	<0.3	<0.5	<5	15.20	NP	0.00	101.98	86.78
04/16/99	<50	<0.3	<0.3	<0.3	<0.5	<5	15.25	NP	0.00	101.98	86.73

**TABLE 1**  
**GROUNDWATER DATA**  
**THRIFTY OIL STATION #063, OAKLAND, CA**

DATE SAMPLED	ANALYTICAL PARAMETERS						DEPTH TO GROUNDWATER (feet)	DEPTH TO PRODUCT (feet)	PRODUCT THICKNESS (feet)	CASING ELEVATION (feet)	GROUNDWATER ELEVATION (feet)
	TPH (ug/L)	BENZENE (ug/L)	TOLUENE (ug/L)	EthylBenzene (ug/L)	XYLENE (ug/L)	MTBE (ug/L)					
07/14/99	<50	<0.3	<0.3	<0.3	<0.5	<5	15.96	NP	0.00	101.98	86.02
10/07/99	<50	<0.3	<0.3	<0.3	<0.5	<5	16.33	NP	0.00	101.98	85.65
01/26/00	<50	<0.3	<0.3	<0.3	<0.5	<5	14.80	NP	0.00	101.98	87.18
04/19/00	965	<0.25	<0.25	<0.25	<0.5	<5	10.97	NP	0.00	101.98	91.01
05/26/00	<50	<0.3	<0.3	<0.3	<0.6	<5	14.43	NP	0.00	101.98	87.55
07/26/00	<50	<0.3	<0.3	<0.3	<0.6	<5	14.02	NP	0.00	101.98	87.96
10/25/00	<50	<0.18	<0.14	<0.18	<0.26	<0.24	14.04	NP	0.00	101.98	87.94
01/10/01	<50	<0.18	<0.14	<0.18	<0.26	<0.24	14.80	NP	0.00	101.98	87.18
04/23/01	<50	<0.18	<0.14	<0.18	<0.26	*10 / 4.2	10.97	NP	0.00	101.98	91.01
07/16/01	3,360	430	603	53	429	*41 / 4.2	14.80	NP	0.00	101.98	87.18
10/17/01	<50	<0.18	<0.14	<0.18	<0.26	*16 / 5.2	16.71	NP	0.00	101.98	85.27
01/23/02	<50	<0.18	<0.14	<0.18	<0.26	<0.24	14.80	NP	0.00	101.98	87.18
04/10/02	<50	<0.18	<0.14	<0.18	<0.26	<0.24	14.42	NP	0.00	101.98	87.56
<b>MONITORING WELL #MW-6</b>											
11/21/86	<1,000	<2.0	<2.0	<2.0	<2.0	-	12.64	NP	0.00	99.44	86.80
07/22/91	-	-	-	-	-	-	-	-	-	-	-
01/22/92	<200	<0.5	<0.5	<0.5	1.5	-	-	-	-	-	-
03/24/92	-	-	-	-	-	-	10.04	NP	0.00	99.44	89.40
07/15/92	<200	<0.5	<0.5	<0.5	<0.5	-	13.29	NP	0.00	99.44	86.15
10/05/92	-	-	-	-	-	-	14.69	NP	0.00	99.44	84.75
01/06/93	<200	<0.5	<0.5	<0.5	<1.0	-	10.87	NP	0.00	99.44	88.57
07/13/93	<100	<0.5	<0.5	<0.5	<1.0	-	13.10	NP	0.00	99.44	86.34
10/11/93	<60	<0.3	<0.3	<0.3	<0.6	-	14.43	NP	0.00	99.44	85.01
01/11/94	<50	<0.3	<0.3	<0.3	<0.5	-	13.56	NP	0.00	99.44	85.88
04/12/94	<50	<0.3	<0.3	<0.3	<0.3	-	12.10	NP	0.00	99.44	87.34
07/14/94	<50	<0.3	<0.3	<0.3	<0.3	-	14.16	NP	0.00	99.44	85.28
07/15/95	140	<0.5	<0.5	<0.5	<1	-	-	-	-	-	-
01/15/96	56	0.38	0.33	<0.3	<0.5	-	14.29	NP	0.00	99.44	85.15
04/15/96	96	4.5	<0.3	<0.3	0.53	-	14.32	NP	0.00	99.44	85.12
07/15/96	140	2.4	0.44	<0.3	0.70	110	-	-	-	-	-
10/09/96	-	-	-	-	-	-	12.09	NP	0.00	99.44	87.35
01/13/97	210	<0.3	1.2	<0.3	0.68	270	9.85	NP	0.00	99.44	89.59
04/14/97	<50	<0.3	<0.3	<0.3	<0.5	<20	-	-	-	-	-
07/07/97	<50	<0.3	<0.3	<0.3	<0.5	<20	14.20	NP	0.00	99.44	85.24



**TABLE 1**  
**GROUNDWATER DATA**  
**THRIFTY OIL STATION #063, OAKLAND, CA**

DATE SAMPLED	ANALYTICAL PARAMETERS						DEPTH TO GROUNDWATER (feet)	DEPTH TO PRODUCT (feet)	PRODUCT THICKNESS (feet)	CASING ELEVATION (feet)	GROUNDWATER ELEVATION (feet)
	TPH (ug/L)	BENZENE (ug/L)	TOLUENE (ug/L)	EthylBenzene (ug/L)	XYLENE (ug/L)	MTBE (ug/L)					
10/16/97	<50	<0.3	<0.3	<0.3	<0.5	-	13.10	NP	0.00	99.44	86.34
01/07/98	<50	<0.3	<0.3	<0.3	<0.5	0.10	9.80	NP	0.00	99.44	89.64
07/14/98	330	<0.3	<0.3	<0.3	<0.5	380	12.30	NP	0.00	99.44	87.14
10/15/98	<50	<0.3	<0.3	<0.3	<0.5	<5	14.30	NP	0.00	99.44	85.14
01/20/99	<50	0.47	<0.3	<0.3	<0.5	<5	13.60	NP	0.00	100.44	86.84
04/16/99	<50	<0.3	<0.3	<0.3	<0.5	<5	13.50	NP	0.00	100.44	86.94
07/14/99	<50	<0.3	<0.3	<0.3	<0.5	*5.4 / <5	14.65	NP	0.00	100.44	85.79
10/07/99	<50	<0.3	0.96	0.35	1.8	<5	15.39	NP	0.00	100.44	85.05
01/26/00	<50	<0.3	<0.3	<0.3	0.63	<5	13.85	NP	0.00	100.44	86.59
04/19/00	83.1	<0.25	<0.25	<0.25	<0.5	*11 / <5	9.65	NP	0.00	100.44	90.79
05/26/00	<50	<0.3	<0.3	<0.3	<0.6	<5	13.10	NP	0.00	100.44	87.34
07/26/00	<50	<0.3	<0.3	<0.3	<0.6	<5	12.35	NP	0.00	100.44	88.09
10/25/00	<50	<0.18	<0.14	<0.18	<0.26	*7 / 10	12.30	NP	0.00	100.44	88.14
01/10/01	<50	<0.18	<0.14	<0.18	<0.26	78	13.45	NP	0.00	100.44	86.99
04/23/01	<50	<0.18	<0.14	<0.18	<0.26	*9 / 4	9.65	NP	0.00	100.44	90.79
07/16/01	<50	<0.18	<0.14	<0.18	<0.26	<0.24	13.09	NP	0.00	100.44	87.35
10/17/01	<50	<0.18	<0.14	<0.18	<0.26	<0.24	15.37	NP	0.00	100.44	85.07
01/23/02	<50	<0.18	<0.14	<0.18	<0.26	<0.24	13.27	NP	0.00	100.44	87.17
04/10/02	<50	<0.18	<0.14	<0.18	<0.26	<0.24	13.07	NP	0.00	100.44	87.37

**NOTE:** NP = No free hydrocarbon product  
 " - " = Not analyzed / Not available  
 \* MTBE 8020 / 8260

Benzene, toluene, ethylbenzene, and xylene analyzed by EPA method 8020  
 Total petroleum hydrocarbons (TPH) analyzed by EPA method 8015 modified for gasoline  
 Methyl-tert Butyl Ether (MTBE) analyzed by EPA method 8020 or 8260

**TABLE 2**  
**GROUNDWATER REMEDIATION SYSTEM MONITORING PROGRAM**  
 Thrifty Oil Co. Station No 063, OAKLAND, CA

Date	Totalizer (gallons)	Total/Cum. Discharge (gallons)	Flow (gals/day)	EFFLUENT (ug/L)						INFLUENT (ug/L)						
				TPH-g	B	T	E	X	MTBE	TPH-g	B	T	E	X	MTBE	
4/8/91	1,669	0	-	-	<0.3	<0.3	<0.3	<0.9	-	-	1300	120	<7.5	1300	-	
4/15/91	5,742	4,073	582	-	<0.3	<0.3	<0.3	<0.3	-	-	700	140	<15	500	-	
4/22/91	10,240	8,571	643	-	<0.3	<0.3	<0.3	<0.9	-	-	850	100	34	860	-	
4/29/91	15,510	13,841	753	-	<0.3	<0.3	<0.3	<0.9	-	-	220	8.4	<0.3	42	-	
5/6/91	20,200	18,531	670	-	<0.3	<0.3	<0.3	<0.9	-	-	280	0.8	<0.3	56	-	
5/13/91	24,430	22,761	604	-	<0.3	<0.3	<0.3	<0.9	-	-	190	5.6	<0.3	37	-	
5/20/91	28,480	26,811	579	-	<0.3	<0.3	<0.3	<0.9	-	-	150	0.83	1.4	29	-	
5/28/91	29,310	27,641	104	-	<0.3	<0.3	<0.3	<0.9	-	-	<0.3	<0.3	<0.3	<0.9	-	
6/3/91	33,080	31,411	628	-	<0.3	<0.3	<0.3	<0.9	-	-	58	4	<0.3	33	-	
6/10/91	36,939	35,270	551	-	<0.3	<0.3	<0.3	<0.9	-	-	45	<0.3	<0.3	16	-	
6/17/91	40,673	39,004	533	-	<0.3	<0.3	<0.3	<0.9	-	-	69	4.9	0.8	21	-	
6/24/91	44,453	42,784	540	-	<0.3	<0.3	<0.3	<0.9	-	-	5.4	2	<0.3	6.6	-	
7/1/91	48,173	46,504	531	-	<0.5	<0.5	<1	<1	-	-	14	15	<1	9.1	-	
7/8/91	51,681	50,012	501	-	<0.5	<0.5	<1	<1	-	-	<0.5	<0.5	<1	6.9	-	
7/15/91	55,186	53,517	501	-	<0.5	<0.5	<1	<1	-	-	<0.5	0.6	<1	6.3	-	
7/22/91	62,150	60,481	995	-	<0.5	<0.5	<1	<1	-	-	<0.5	<0.5	<1	2.6	-	
7/29/91	62,150	60,481	-	-	<0.5	<0.5	<1	<1	-	-	<0.5	<0.5	1.2	19	-	
8/5/91	63,241	61,572	156	-	<0.5	<0.5	<1	<1	-	-	<0.5	<0.5	<1	<1	-	
8/12/91	66,091	64,422	407	-	<0.5	<0.5	<1	<1	-	-	2.6	<0.5	<1	12	-	
8/19/91	67,649	65,980	223	-	<0.5	<0.5	<1	<1	-	-	20	3.3	2.8	70	-	
8/26/91	70,514	68,845	409	-	<0.5	<0.5	<1	<1	-	-	<0.5	<0.5	1.2	19	-	
9/9/91	70,584	68,895	4	-	<0.5	<0.5	<1	<1	-	-	270	10	13	69	-	
9/16/91	73,526	71,857	423	System shut down due to damaged compressor pump						-	-	-	-	-	-	-
10/7/91	73,526	71,857	-	-	<0.5	<0.5	<1	<1	-	-	<0.5	<0.5	<1	3.8	-	
10/14/91	74,516	72,847	141	-	<0.5	<0.5	<1	<1	-	-	60	1.1	<1	23	-	
10/21/91	76,091	74,422	225	-	<0.5	<0.5	<1	<1	-	-	<0.5	<0.5	<1	<1	-	
10/28/91	83,242	81,573	1,022	-	<0.5	<0.5	<1	<1	-	-	<0.5	<0.5	<1	14	-	
11/3/91	83,242	81,573	-	-	<0.5	<0.5	<1	<1	-	-	<0.5	<0.5	<1	3.1	-	
11/11/91	84,351	82,682	139	-	<0.5	<0.5	<1	<1	-	-	99	1.9	<1	14	-	
11/18/91	85,647	83,978	185	-	<0.5	<0.5	<1	<1	-	-	42	1	1	10	-	
11/25/91	89,512	87,843	552	-	<0.5	<0.5	<1	<1	-	-	<0.5	<0.5	<1	3.9	-	
12/3/91	93,407	91,738	487	-	<0.5	<0.5	<1	<1	-	-	<0.5	<0.5	<1	3.8	-	
12/9/91	96,210	94,541	467	-	<0.5	<0.5	<1	<1	-	-	<0.5	<0.5	<1	3.2	-	
12/16/91	99,045	97,376	405	-	<0.5	<0.5	<0.5	<0.5	-	-	13	<0.5	<0.5	1.5	-	
12/23/91	102,334	100,665	470	-	<0.5	<0.5	<0.5	<0.5	-	-	17	<0.5	<0.5	2.4	-	
12/30/91	105,124	103,455	399	-	<0.5	<0.5	<0.5	<0.5	-	-	22.6	1.2	0.7	4.9	-	
1/15/92	115,691	114,022	660	-	<0.5	<0.5	<0.5	<0.5	-	-	130	11	<0.5	50	-	
2/10/92	124,846	123,177	352	-	<0.5	<0.5	<0.5	<0.5	-	-	20	0.51	<0.5	3.6	-	
3/9/92	149,965	148,296	897	<200	<0.5	<0.5	<0.5	<0.5	-	12,000	2,100	400	170	2,100	-	
4/13/92	168,567	166,898	531	<200	<0.5	<0.5	<0.5	<0.5	-	2,100	280	3.9	<2.5	98	-	
5/11/92	187,170	185,501	664	<200	<0.5	0.7	<0.5	<0.5	-	<200	<0.5	<0.5	<0.5	<0.5	-	
6/8/92	190,480	188,821	119	-	<0.5	<0.5	<0.5	<0.5	-	-	44	3.7	0.7	64	-	
7/6/92	197,080	195,411	235	-	-	-	-	-	-	-	-	-	-	-	-	
7/13/92	197,890	196,221	116	-	<0.5	<0.5	<0.5	<0.5	-	-	<0.5	<0.5	<0.5	<0.5	-	
7/13/92	197,890	196,221	-	System shut down for repair of electrical motor						-	-	-	-	-	-	
8/10/92	197,890	196,221	-	Restart the system						-	-	-	-	-	-	
8/17/92	201,300	199,631	487	-	<0.5	<0.5	<0.5	<0.5	-	-	<0.5	<0.5	<0.5	<0.5	-	

**TABLE 2**  
**GROUNDWATER REMEDIATION SYSTEM MONITORING PROGRAM**  
 Thrifty Oil Co. Station No 063, OAKLAND, CA

Date	Totalizer (gallons)	Total Cum. Discharge (gallons)	Flow (gal/day)	EFFLUENT (ug/L)						INFLUENT (ug/L)					
				TPH-g	B	T	E	X	MTBE	TPH-g	B	T	E	X	MTBE
9/14/92	209,647	207,978	298	-	<0.5	<0.5	<0.5	<1	-	-	<0.5	<0.5	<0.5	<1	-
10/5/92	217,360	215,691	367	<200	<0.5	<0.5	<0.5	<1	-	<200	<0.5	<0.5	<0.5	<1	-
11/09/92	225,780	224,111	241	-	<0.5	<0.5	<0.5	<1	-	-	1.1	0.5	<0.5	10	-
12/14/92	243,048	241,379	493	-	<0.5	<0.5	<0.5	<1	-	-	720	46	<10	1,700	-
01/04/93	252,510	250,841	451	-	<0.5	<0.5	<0.5	<1	-	-	400	32	<25	520	-
02/15/93	266,210	264,541	326	<200	<0.5	<0.5	<0.5	<1	-	9,000	1,400	330	260	1,200	-
03/08/93	269,330	267,661	149	-	<0.5	<0.5	<0.5	<1	-	-	1,100	150	7.5	1,000	-
04/26/93	271,290	269,621	40	<100	<0.5	<0.5	<0.5	<1	-	7,200	1,100	100	25	780	-
04/26/93	271,290	269,621	-	System shut down for repair											
07/16/93	272,577	270,908	16	Restart the system											
08/11/93	284,230	282,561	432	-	<0.5	<0.5	<0.5	<1	-	-	1.3	<0.5	<0.5	1.6	-
09/16/93	298,832	297,163	406	<60	<0.3	<0.3	<0.3	<0.6	-	<60	<0.3	<0.3	<0.3	<0.6	-
10/08/93	305,641	303,972	310	-	-	-	-	-	-	-	-	-	-	-	-
10/11/93	307,068	305,399	476	<60	<0.3	<0.3	<0.3	<0.6	-	<60	<0.3	<0.3	<0.3	<0.6	-
10/15/93	306,495	306,826	357	-	-	-	-	-	-	-	-	-	-	-	-
11/12/93	318,203	316,534	347	<50	<0.3	<0.3	<0.3	<0.5	-	<50	<0.3	<0.3	<0.3	<0.5	-
12/10/93	329,947	328,278	419	<50	<0.3	<0.3	<0.3	<0.5	-	<50	<0.3	<0.3	<0.3	<0.5	-
01/13/94	345,860	344,191	468	-	<0.3	<0.3	<0.3	<0.5	-	-	<0.3	<0.3	<0.3	<0.5	-
02/10/94	359,662	357,993	493	-	<0.3	<0.3	<0.3	<0.5	-	-	430	41	36	480	-
02/18/94	618,620	-	-	Changed air filters The water flowmeter jumped from 359,662 to 618,620											
03/10/94	627,540	366,913	446	-	<0.3	<0.3	<0.3	<0.5	-	-	<0.3	<0.3	<0.3	7.7	-
04/14/94	645,330	384,703	508	<50	<0.3	<0.3	<0.3	<0.5	-	170	1.5	<0.3	0.38	0.73	-
05/19/94	653,520	392,893	234	<50	<0.3	<0.3	<0.3	<0.5	-	1,500	46	4.1	0.5	84	-
06/16/94	664,015	403,388	375	<50	<0.3	<0.3	<0.3	<0.5	-	12,000	860	37	<13	1,600	-
07/14/94	672,750	412,123	312	<50	<0.3	<0.3	<0.3	<0.5	-	<50	<0.3	<0.3	<0.3	<0.5	-
08/11/94	681,920	421,293	328	<50	<0.3	<0.3	<0.3	<0.5	-	<50	<0.3	<0.3	<0.3	<0.5	-
09/15/94	692,083	431,456	290	<50	<0.3	<0.3	<0.3	<0.5	-	<50	<0.3	<0.3	<0.3	<0.5	-
10/17/94	699,979	439,352	247	<50	<0.3	<0.3	<0.3	<0.5	-	<50	<0.3	<0.3	<0.5	<0.5	-
11/14/94	712,539	451,912	449	<50	<0.3	<0.3	<0.3	<0.5	-	<50	<0.3	<0.3	<0.5	<0.5	-
12/19/94	734,620	473,993	631	<50	<0.3	<0.3	<0.3	<0.5	-	<50	<0.3	<0.3	<0.5	<0.5	-
01/10/95	742,072	481,445	339	-	-	-	-	-	-	-	-	-	-	-	-
01/16/95	742,074	481,447	0	System shut down for repair of compressor pump											
02/06/95	742,074	481,447	-	Restart the system											
02/13/95	744,063	483,436	284	<50	<0.3	<0.3	<0.5	<0.5	-	<50	<0.3	<0.3	<0.5	<0.5	-
03/13/95	758,930	498,303	531	<100	<0.5	<0.5	<0.5	<1	-	1,300	<0.5	<0.5	<0.5	<1	-
04/17/95	768,276	507,649	267	<100	<0.5	<0.5	<0.5	<1	-	6,200	410	73	97	280	-
05/15/95	780,716	520,089	444	<100	<0.5	<0.5	<0.5	<1	-	1,300	0.6	<0.5	<0.5	<1	-
06/12/95	784,514	523,887	136	<100	<0.5	<0.5	<0.5	<1	-	<100	<0.5	<0.5	<0.5	<1	-
07/18/95	794,158	533,531	268	<100	<0.5	<0.5	<0.5	<1	-	1,100	<0.5	<0.5	<0.5	<1	-
08/14/95	795,216	534,589	39	<100	<0.5	<0.5	<0.5	<1	-	170	<0.5	<0.5	<0.5	<1	-
09/06/95	797,631	537,004	105	<100	<0.5	<0.5	<0.5	<1	-	1,320	<0.5	<0.5	<0.5	<1	-
10/17/95	800,316	539,889	65	<100	<0.5	<0.5	<0.5	<1	-	2,400	26	2.7	3.9	46	-
11/20/95	806,264	545,637	175	150	<0.3	<0.3	<0.3	<0.5	-	450	0.31	<0.3	<0.3	<0.5	-
12/11/95	809,236	548,609	142	300	<0.3	<0.3	<0.3	0.59	-	470	<0.3	<0.3	<0.3	<0.5	-
01/15/96	822,734	562,107	386	510	<0.3	<0.3	<0.3	<0.5	-	900	0.39	<0.3	<0.3	<0.5	-
02/19/96	846,213	587,586	728	800	<0.3	0.57	<0.3	0.83	-	1700	23	3.7	<0.3	80	-
03/19/96	849,587	588,960	47	930	<0.3	<0.3	<0.3	<0.5	-	1,600	5.5	1.4	<0.3	94	-

**TABLE 2**  
**GROUNDWATER REMEDIATION SYSTEM MONITORING PROGRAM**  
 Thrifty Oil Co. Station No 063, OAKLAND, CA

Date	Totalizer (gallons)	Total/Cum. Discharge (gallons)	Flow (gals/day)	EFFLUENT (ug/L)						INFLUENT (ug/L)					
				TPH-g	B	T	E	X	MTBE	TPH-g	B	T	E	X	MTBE
04/15/96	852,042	591,415	91	990	<0.3	<0.3	<0.3	<0.5	-	1,100	0.43	<0.3	<0.3	<0.5	-
05/13/96	890,214	629,587	1,363	840	<0.3	<0.3	<0.3	<0.5	-	910	<0.3	<0.3	<0.3	<0.5	-
05/13/96	890,214	629,587	-	System shut down for carbon change											
06/14/96	890,214	629,587	-	Restart the system											
06/18/96	890,818	630,191	151	<50	<0.3	<0.3	<0.3	<0.5	-	1,000	92	8.7	3.4	55	-
07/01/96	892,781	632,154	151	-	-	-	-	-	-	-	-	-	-	-	-
07/08/96	894,210	633,583	204	System shut down due to burglary and damaged air compressor											
08/05/96	894,210	633,583	-	Restart the system											
08/13/96	896,220	635,593	251	<50	<0.3	<0.3	<0.3	<0.5	-	3,500	160	110	220	650	-
09/23/96	899,410	638,783	78	<50	<0.3	<0.3	<0.3	<0.5	-	<50	0.49	<0.3	<0.3	<0.5	-
10/09/96	899,845	639,218	27	<50	<0.3	<0.3	<0.3	<0.5	-	730	1.7	0.42	2.1	2.5	-
11/11/96	901,348	640,721	46	<50	<0.3	<0.3	<0.3	<0.5	-	81	<0.3	<0.3	<0.3	<0.5	-
12/09/96	901,576	640,949	8	<50	<0.3	<0.3	<0.3	<0.5	-	<50	<0.3	<0.3	<0.3	<0.5	-
01/13/97	904,630	644,003	87	<50	<0.3	<0.3	<0.3	<0.5	-	13,000	590	250	180	850	-
02/10/97	912,610	651,983	285	82	<0.3	0.38	<0.3	<0.5	-	700	0.92	0.75	<0.3	4.1	-
03/10/97	921,020	660,393	300	<50	<0.3	<0.3	<0.3	<0.5	-	600	<0.3	<0.3	<0.3	<0.5	-
04/14/97	932,410	671,783	325	<50	<0.3	<0.3	<0.3	<0.5	-	4,400	<0.3	<0.3	<0.3	<0.5	-
05/12/97	941,028	680,401	308	<50	<0.3	<0.3	<0.3	<0.5	-	5,600	7.3	0.32	<0.3	17	-
06/23/97	943,183	682,556	51	-	-	-	-	-	-	-	-	-	-	-	-
07/07/97	945,821	685,194	188	<50	<0.3	<0.3	<0.3	<0.5	-	1,500	3.4	<0.3	<0.3	26	-
08/04/97	951,020	690,393	186	-	-	-	-	-	-	-	-	-	-	-	-
09/02/97	957,933	697,306	238	System shut down due to stolen air compressor											
10/06/97	981,030	700,403	91	-	-	-	-	-	-	-	-	-	-	-	-
10/16/97	961,077	700,450	5	<50	<0.3	<0.3	<0.3	<0.5	-	550	<0.3	<0.3	<0.3	<0.5	-
11/17/97	970,920	710,293	308	-	-	-	-	-	-	-	-	-	-	-	-
12/23/97	986,016	725,389	419	-	-	-	-	-	-	-	-	-	-	-	-
01/05/98	991,520	730,893	423	-	-	-	-	-	-	-	-	-	-	-	-
01/07/98	992,365	731,738	423	<50	<0.3	<0.3	<0.3	<0.5	-	65,000	690	8,400	3,100	20,000	-
02/02/98	996,874	736,247	173	-	-	-	-	-	-	-	-	-	-	-	-
02/09/98	-	-	-	System shut down due to the UST replacement and station remodeling											
02/17/98	-	-	-	<50	<0.3	<0.3	<0.3	<0.5	-	35,000	150	<15	<15	8,900	-
04/13/98	53,000	736,247	-	Replaced carbons and restarted system with new meter (53,000)											
4/13 - 6/1/98	-	-	-	System was undergoing several maintenance / piping / hose replacement											
06/01/98	53,780	737,027	16	-	-	-	-	-	-	-	-	-	-	-	-
07/14/98	56,905	740,152	73	<50	<0.3	<0.3	<0.3	<0.5	-	3,500	14	0.56	<0.3	26	-
08/13/98	59,426	742,873	84	-	-	-	-	-	-	-	-	-	-	-	-
09/11/98	62,356	745,603	101	-	-	-	-	-	-	-	-	-	-	-	-
10/15/98	62,714	745,961	11	<50	<0.3	<0.3	<0.3	<0.5	-	2,200	21	4	<0.3	100	-
11/06/98	62,952	746,199	11	-	-	-	-	-	-	-	-	-	-	-	-
11/20/98	-	-	-	System shut down for flowmeter replacement											
12/01/98	0.0	746,199	-	Restart the system with flowmeter at 000											
12/31/98	5,340.0	751,539	178	-	-	-	-	-	-	-	-	-	-	-	-
01/11/99	15,020.0	781,219	880	System shut down											
1/11 - 2/1/99	-	-	-	System was undergoing maintenance for the compressor											
01/20/99	-	-	-	<50	<0.3	<0.3	<0.3	<0.5	-	110	0.43	0.42	<0.3	<0.5	260
02/01/99	15,600.0	761,799	28	Restart system											
02/12/99	22,840.0	769,039	658	-	-	-	-	-	-	-	-	-	-	-	-

**TABLE 2**  
**GROUNDWATER REMEDIATION SYSTEM MONITORING PROGRAM**  
 Thrifty Oil Co. Station No 063, OAKLAND, CA

Date	Totalizer (gallons)	Total/Cum. Discharge (gallons)	Flow (gal/day)	EFFLUENT (ug/L)						INFLUENT (ug/L)					
				TPH-g	B	T	E	X	MTBE	TPH-g	B	T	E	X	MTBE
02/22/99	22,840.0	769,039	-	System shut down for carbon canister replacement											
03/26/99	22,840.0	769,039	-	Restart the system											
03/31/99	24,620.0	770,819	356	-	-	-	-	-	-	-	-	-	-	-	-
04/16/99	29,605.0	775,804	312	<50	<0.3	<0.3	<0.3	<0.5	<5	<50	<0.3	<0.3	<0.3	<0.5	<5
05/11/99	36,010.0	782,208	256	-	-	-	-	-	-	-	-	-	-	-	-
05/25/99	46,000.0	792,199	714	System shut down due to carbon canister leaking											
09/02/99	46,000.0	792,199	-	Restart system											
09/17/99	46,217.0	792,416	14	-	-	-	-	-	-	-	-	-	-	-	-
10/07/99	46,809.0	793,008	30	<50	<0.3	<0.3	<0.3	<0.5	11	65	<0.3	<0.3	<0.3	<0.5	120
10/21/99	47,278.0	793,477	34	System shut down for carbon change											
11/24/99	47,283.0	793,482	0	Restart system											
12/30/99	49,386.0	795,585	58	-	-	-	-	-	-	-	-	-	-	-	-
01/26/00	50,589.0	796,768	44	<50	<0.3	<0.3	<0.3	<0.5	-	<50	<0.3	<0.3	<0.3	<0.5	-
02/25/00	51,983.0	798,182	47	-	-	-	-	-	-	-	-	-	-	-	-
03/24/00	54,603.0	800,802	94	-	-	-	-	-	-	-	-	-	-	-	-
04/19/00	56,754.0	802,953	83	<5	<0.25	<0.25	<0.25	<0.5	-	<50	1.3	<0.25	<0.25	<0.5	<5
04/30/00	58,022.0	804,221	115	-	-	-	-	-	-	-	-	-	-	-	-
05/26/00	60,086.0	806,285	79	-	-	-	-	-	-	923	<0.6	2	65	80	*8,350/4,810
06/16/00	61,889.0	808,088	86	<50	<0.3	<0.3	<0.3	<0.6	<5	3,820	<0.3	<0.3	<0.3	<0.6	3,740
07/26/00	65,987.0	812,188	102	<50	<0.3	<0.3	<0.3	<0.6	<5	<50	<0.3	<0.3	<0.3	<0.8	<5
08/25/00	68,630.0	814,829	88	-	-	-	-	-	-	-	-	-	-	-	-
09/29/00	85,661.0	831,860	487	-	-	-	-	-	-	-	-	-	-	-	-
10/13/00	96,212.0	842,411	754	-	-	-	-	-	-	-	-	-	-	-	-
10/20/00	99,700.0	845,899	498	Shut down system for QWS and replaced flowmeter starting at 000 (old meter estimated at 99,700) System restarted on 10/25/00 after QWS											
10/25/00	0.0	845,899	-	<50	<0.18	<0.14	<0.18	<0.26	<0.24	17,100	111	121	141	972	998
10/27/00	2,160	846,059	1,080	-	-	-	-	-	-	-	-	-	-	-	-
11/03/00	7,420	853,319	751	-	-	-	-	-	-	-	-	-	-	-	-
11/24/00	16,560	862,459	435	-	-	-	-	-	-	-	-	-	-	-	-
12/22/00	51,530	897,429	1,249	-	-	-	-	-	-	-	-	-	-	-	-
01/10/01	54,520	900,419	157	<50	<0.18	<0.14	<0.18	<0.26	<0.24	10,000	384	223	<0.18	1,330	11,600
02/19/01	99,640	945,539	1,128	-	-	-	-	-	-	-	-	-	-	-	-
03/19/01	144,170	990,069	1,590	-	-	-	-	-	-	-	-	-	-	-	-
04/09/01	167,050	1,012,949	1,090	378	<0.18	<0.14	<0.18	<0.26	475	4,040	191	4	42	38	4,990
04/13/01	169,210	1,015,109	540	Shut down system for replacement of carbon drums											
04/18/01	169,210	1,015,109	-	Restart system											
04/23/01	177,140	1,023,039	1,586	93	<0.18	<0.14	<0.18	<0.26	132	1,400	<0.18	<0.14	<0.18	<0.26	3,240
05/02/01	186,800	1,032,699	1,073	Shut down system for carbon change											
05/18/01	186,900	1,032,799	6	Restart system											
05/30/01	200,850	1,046,749	1,163	<50	<0.18	<0.14	<0.18	<0.26	<0.24	3,100	15	<0.14	1	2	*8,510/5,780
06/25/01	266,720	1,112,618	2,533	-	-	-	-	-	-	-	-	-	-	-	-
07/09/01	278,760	1,124,659	860	<50	<0.18	<0.14	<0.18	<0.26	<0.24	748	15	<0.14	2	2.7	1,440
08/13/01	399,700	1,245,599	3,455	-	-	-	-	-	-	-	-	-	-	-	-
09/24/01	451,240	1,297,139	1,227	-	-	-	-	-	-	-	-	-	-	-	-
10/01/01	488,310	1,334,208	5,296	<50	<0.18	<0.14	<0.18	<0.26	<0.24	956	1.2	<0.14	<0.18	<0.26	878
11/12/01	636,260	1,482,159	3,523	-	-	-	-	-	-	-	-	-	-	-	-
12/31/01	674,080	1,519,979	772	-	-	-	-	-	-	-	-	-	-	-	-
01/14/02	688,450	1,534,349	1,026	<50	<0.18	<0.14	<0.18	<0.26	<0.24	232	1	1	<0.18	<0.26	363

**TABLE 2**  
**GROUNDWATER REMEDIATION SYSTEM MONITORING PROGRAM**  
 Thrifty Oil Co. Station No 063, OAKLAND, CA

Date	Totalizer (gallons)	Total/Cum. Discharge (gallons)	Flow (gal/day)	EFFLUENT (ug/L)						INFLUENT (ug/L)					
				TPH-g	B	T	E	X	MTBE	TPH-g	B	T	E	X	MTBE
02/18/02	738,420	1,584,319	1,428	-	-	-	-	-	-	-	-	-	-	-	-
03/25/02	814,570	1,660,469	2,176	-	-	-	-	-	-	-	-	-	-	-	-
04/08/02	828,510	1,674,409	996	<50	<0.18	<0.14	<0.18	<0.26	<0.24	105	<0.18	<0.14	<0.18	<0.26	157
04/22/02	895,910	1,741,809	4,814	-	-	-	-	-	-	-	-	-	-	-	-
05/06/02	895,920	1,741,819	1	System off, Restart											
05/13/02	929,130	1,775,029	4,744	-	-	-	-	-	-	-	-	-	-	-	-
06/03/02	993,740	1,839,639	3,077	<50	<0.18	<0.14	<0.18	<0.26	<0.24	-	-	-	-	-	-
06/24/02	1,001,590	1,847,489	374	-	-	-	-	-	-	-	-	-	-	-	-

<b>WD PERMIT LIMITS:</b>	NE	5.0	5.0	5.0	5.0	NE
--------------------------	----	-----	-----	-----	-----	----

**Note:** < = less than laboratory detection level indicated  
 - = no sample / not analyzed  
 NE = Permit Limit not established

TPH is analyzed by EPA Method 8015 M  
 BTEX is analyzed by EPA Method 602 or 8020  
 \*MTBE 8020/8260

In February 2000, the total cumulative discharge amount was corrected to reflect all system maintenance and flowmeter changeouts since the startup of the system. The total number may be different from previous versions of this table.

# APPENDIX A



PROJECT STATUS REPORT  
 THRIFTY OIL CO. S.S. #063  
 6125 TELEGRAPH AVENUE  
 OAKLAND, CA 94609  
 DATE: 04.10.02

OBSERVATION WELLS

NO.	DTW	DTP	PT	DTB	DIA.	ODORS			F/P	
						YES	NO	S	YES	NO
MONTHLY										
MW-1	15.17			28.47	2"		X		X	-
MW-2										-
MW-3	13.22			28.25	6"		X		X	-
MW-4	13.80			29.13	2"		X		X	-
MW-5	14.42			26.29	4"		X		X	-
MW-6	13.07			26.85	4"		X		X	-

EXPLANATION

DTW - DEPTH TO WATER FROM SURFACE	DTP - DEPTH TO PRODUCT FROM SURFACE
PT - PRODUCT THICKNESS	S - SLIGHT
MEASUREMENTS IN FEET	
REMARKS: <u>Q. W. S.</u>	
FREE PRODUCT REMOVED: APPROX. <u>    </u> GALLONS	WATER REMOVED: APPROX. <u>86</u> GALLONS
DATA RECORDED BY: <u>[Signature]</u>	INPUT BY: Carrie



## FIELD DATA - GROUNDWATER SAMPLING PROGRAM

Site: <u>063</u>	Date: <u>04.10.02</u>
Address: _____	_____
Personnel: <u>SERBON,</u>	Weather: <u>SUNNY DAY</u>
Well No: <u>MW-1</u>	Equip: <u>BAYLER</u>

<b>Before Purging:</b>			
Total Well Depth: (ft.)	<u>28.97</u>	Well Diameter	<u>2"</u>
Depth to Water (ft)	<u>15.17</u>	Est. Purge Volume:	<u>9</u>

<b>Sampling Data:</b>							
<b>Initial Turbidity:</b>				<b>Final Turbidity:</b>			
Time	<u>9:42</u>	<u>9:43</u>	<u>9:44</u>	<u>9:46</u>	<u>9:47</u>	<u>9:48</u>	<u>9:50</u>
EC	<u>870</u>	<u>890</u>	<u>910</u>	<u>890</u>	<u>910</u>	<u>930</u>	<u>910</u>
pH	<u>6.13</u>	<u>6.11</u>	<u>6.09</u>	<u>6.07</u>	<u>6.11</u>	<u>6.11</u>	<u>6.09</u>
Temp	<u>21.4</u>	<u>21.3</u>	<u>21.4</u>	<u>21.1</u>	<u>20.9</u>	<u>20.9</u>	<u>20.7</u>
Gal.	<u>1</u>	<u>2</u>	<u>3</u>	<u>5</u>	<u>6</u>	<u>7</u>	<u>9</u>
Time							
EC							
pH							
Temp							
Gal.							

<b>After Purging/Before Sample Collection</b>	
Depth to Water (ft.)	<u>15.97</u>
Total Well Depth (ft.)	<u>28.97</u>

## FIELD DATA - GROUNDWATER SAMPLING PROGRAM

Site: <u>063</u>	Date: <u>04.10.02</u>
Address: _____	
Personnel: <u>SERBAN,</u>	Weather: <u>SUNNY DAY</u>
Well No: <u>MW-4</u>	Equip: <u>BATLER</u>

<b>Before Purging:</b>			
Total Well Depth: (ft.)	<u>29.13</u>	Well Diameter	<u>2<sup>4</sup></u>
Depth to Water (ft)	<u>13.80</u>	Est. Purge Volume:	<u>10</u>

<b>Sampling Data:</b>							
<b>Initial Turbidity:</b>				<b>Final Turbidity:</b>			
Time	<u>9:56</u>	<u>9:58</u>	<u>9:59</u>	<u>10:00</u>	<u>10:02</u>	<u>10:03</u>	<u>10:05</u>
EC	<u>660</u>	<u>680</u>	<u>680</u>	<u>640</u>	<u>670</u>	<u>680</u>	<u>660</u>
pH	<u>6.16</u>	<u>6.09</u>	<u>6.06</u>	<u>6.12</u>	<u>6.13</u>	<u>6.12</u>	<u>6.10</u>
Temp	<u>71.4</u>	<u>71.5</u>	<u>71.3</u>	<u>71.1</u>	<u>70.9</u>	<u>70.9</u>	<u>70.8</u>
Gal.	<u>1</u>	<u>2</u>	<u>4</u>	<u>5</u>	<u>7</u>	<u>8</u>	<u>10</u>
Time							
EC							
pH							
Temp							
Gal.							

<b>After Purging/Before Sample Collection</b>	
Depth to Water (ft.)	<u>20.06</u>
Total Well Depth(ft.)	<u>29.13</u>

## FIELD DATA - GROUNDWATER SAMPLING PROGRAM

Site:	063	Date:	04.10.02
Address:			
Personnel:	SERBAY,	Weather:	SUNNY DAY
Well No:	MW-5	Equip:	BAILER

<b>Before Purging:</b>			
Total Well Depth: (ft.)	26.28	Well Diameter	4"
Depth to Water (ft)	14.42	Est. Purge Volume:	31

Sampling Data:							
Initial Turbidity:				Final Turbidity:			
Time	9:13	9:17	9:22	9:26	9:31	9:35	9:40
EC	260	240	220	230	240	250	230
pH	6.06	6.01	5.93	5.91	5.91	5.93	5.90
Temp	21.3	21.1	20.9	20.8	20.9	20.7	20.7
Gal.	4	8	13	17	22	26	31
Time							
EC							
pH							
Temp							
Gal.							

<b>After Purging/Before Sample Collection</b>			
Depth to Water (ft.)	16.02	Total Well Depth(ft).	26.28

## FIELD DATA - GROUNDWATER SAMPLING PROGRAM

Site: <u>063</u>	Date: <u>04.10.02</u>
Address: _____	
Personnel: <u>SERBAY,</u>	Weather: <u>PURITY DAY</u>
Well No: <u>MW-6</u>	Equip: <u>BATICED</u>

<b>Before Purging:</b>			
Total Well Depth: (ft.)	<u>26.85</u>	Well Diameter	<u>4"</u>
Depth to Water (ft)	<u>13.07</u>	Est. Purge Volume:	<u>36</u>

<b>Sampling Data:</b>							
<b>Initial Turbidity:</b>				<b>Final Turbidity:</b>			
Time	<u>8:29</u>	<u>8:34</u>	<u>8:39</u>	<u>8:44</u>	<u>8:49</u>	<u>8:54</u>	<u>9:00</u>
EC	<u>750</u>	<u>740</u>	<u>730</u>	<u>740</u>	<u>730</u>	<u>740</u>	<u>760</u>
pH	<u>6.04</u>	<u>6.03</u>	<u>6.03</u>	<u>5.98</u>	<u>5.93</u>	<u>5.93</u>	<u>5.91</u>
Temp	<u>21.3</u>	<u>21.1</u>	<u>20.9</u>	<u>20.9</u>	<u>20.8</u>	<u>20.6</u>	<u>20.5</u>
Gal.	<u>5</u>	<u>10</u>	<u>15</u>	<u>20</u>	<u>25</u>	<u>30</u>	<u>36</u>
Time							
EC							
pH							
Temp							
Gal.							

<b>After Purging/Before Sample Collection</b>	
Depth to Water (ft.)	<u>14.40</u> Total Well Depth(ft.) <u>26.85</u>

# APPENDIX B



**ASSOCIATED LABORATORIES**

806 North Batavia - Orange, California 92868 - 714/771-6900

FAX 714/538-1209

CLIENT Thrifty Oil (8871)  
ATTN: Jeff Suryakusuma  
13539 E. Foster Rd.  
Santa Fe Springs, CA 90670

LAB REQUEST 91180

REPORTED 04/22/2002

RECEIVED 04/11/2002

PROJECT Station #063  
6125 Telegraph Ave., Oakland

SUBMITTER Client


COMMENTS Global ID: T0600101366.

This laboratory request covers the following listed samples which were analyzed for the parameters indicated on the attached Analytical Result Report. All analyses were conducted using the appropriate methods as indicated on the report. This cover letter is an integral part of the final report.

<u>Order No.</u>	<u>Client Sample Identification</u>
341171	TOC #063, MW-6
341172	TOC #063, MW-5
341173	TOC #063, MW-1
341174	TOC #063, MW-4
341175	TOC #063, Trip Blank
341176	Laboratory Method Blank

I thank you for the opportunity to be of service to your company. Please feel free to call if there are any questions regarding this report or if we can be of further service.

ASSOCIATED LABORATORIES by,



Edward S. Behare, Ph.D.  
Vice President

*NOTE: Unless notified in writing, all samples will be discarded by appropriate disposal protocol 30 days from date reported.*

The reports of the Associated Laboratories are confidential property of our clients and may not be reproduced or used for publication in part or in full without our written permission. This is for the mutual protection of the public, our clients, and ourselves.

TESTING & CONSULTING  
Chemical  
Microbiological  
Environmental

Order #: 341171  
Matrix: WATER

Client Sample ID TOC #063, MW-6  
Date Sampled: 04/10/2002 Time Sampled: 12:15

Analyte	Result	DF	PQL	MDL Units	Date/Analyst
---------	--------	----	-----	-----------	--------------

8021B BTEX + MTBE

Benzene	ND	1	0.3	0.18 ug/L	04/13/02 HP
Ethyl benzene	ND	1	0.3	0.18 ug/L	04/13/02 HP
Methyl t - butyl ether	ND	1	5	0.24 ug/L	04/13/02 HP
Toluene	ND	1	0.3	0.14 ug/L	04/13/02 HP
Xylene (total)	ND	1	0.6	0.26 ug/L	04/13/02 HP

8015M - Total Petroleum Hydrocarbons

Gasoline	ND	1	50	50 ug/L	04/13/02 HP
Surrogates				Units	Control Limits
a,a,a-Trifluorotoluene	91			%	70 - 130

Order #: 341172  
Matrix: WATER

Client Sample ID TOC #063, MW-5  
Date Sampled: 04/10/2002 Time Sampled: 12:20

Analyte	Result	DF	PQL	MDL Units	Date/Analyst
---------	--------	----	-----	-----------	--------------

8021B BTEX + MTBE

Benzene	ND	1	0.3	0.18 ug/L	04/13/02 HP
Ethyl benzene	ND	1	0.3	0.18 ug/L	04/13/02 HP
Methyl t - butyl ether	ND	1	5	0.24 ug/L	04/13/02 HP
Toluene	ND	1	0.3	0.14 ug/L	04/13/02 HP
Xylene (total)	ND	1	0.6	0.26 ug/L	04/13/02 HP

8015M - Total Petroleum Hydrocarbons

Gasoline	ND	1	50	50 ug/L	04/13/02 HP
Surrogates				Units	Control Limits
a,a,a-Trifluorotoluene	92			%	70 - 130

Order #: 341173  
Matrix: WATER

Client Sample ID TOC #063, MW-1  
Date Sampled: 04/10/2002 Time Sampled: 12:30

Analyte	Result	DF	PQL	MDL Units	Date/Analyst
---------	--------	----	-----	-----------	--------------

PQL = Practical Quantitation Limit. MDL = Method detection limit, DF = Dilution Factor  
ND = Not detected below indicated MDL, J=Trace



8021B BTEX + MTBE

Benzene	ND	1	0.3	0.18 ug/L	04/13/02 HP
Ethyl benzene	ND	1	0.3	0.18 ug/L	04/13/02 HP
Methyl t - butyl ether	ND	1	5	0.24 ug/L	04/13/02 HP
Toluene	ND	1	0.3	0.14 ug/L	04/13/02 HP
Xylene (total)	ND	1	0.6	0.26 ug/L	04/13/02 HP

8015M - Total Petroleum Hydrocarbons

Gasoline	ND	1	50	50 ug/L	04/13/02 HP
<b>Surrogates</b>				<b>Units</b>	<b>Control Limits</b>
a,a,a-Trifluorotoluene	93			%	70 - 130

Order #: 341174 Client Sample ID TOC #063, MW-4  
 Matrix: WATER Date Sampled: 04/10/2002 Time Sampled: 12:35

Analyte	Result	DF	PQL	MDL	Units	Date/Analyst
---------	--------	----	-----	-----	-------	--------------

8021B BTEX + MTBE

Benzene	7.0	1	0.3	0.18 ug/L	04/13/02 HP
Ethyl benzene	1.0	1	0.3	0.18 ug/L	04/13/02 HP
Methyl t - butyl ether	587	25	125.0	0.24 ug/L	04/13/02 HP
Toluene	8.0	1	0.3	0.14 ug/L	04/13/02 HP
Xylene (total)	1.0	1	0.6	0.26 ug/L	04/13/02 HP

8015M - Total Petroleum Hydrocarbons

Gasoline	655	1	50	50 ug/L	04/13/02 HP
<b>Surrogates</b>				<b>Units</b>	<b>Control Limits</b>
a,a,a-Trifluorotoluene	113			%	70 - 130

Order #: 341175 Client Sample ID TOC #063, Trip Blank  
 Matrix: WATER Date Sampled: 04/10/2002 Time Sampled: 12:15

Analyte	Result	DF	PQL	MDL	Units	Date/Analyst
---------	--------	----	-----	-----	-------	--------------

PQL = Practical Quantitation Limit, MDL = Method detection limit, DF = Dilution Factor  
 ND = Not detected below indicated MDL, J=Trace





8021B,BTEX + MTBE

Benzene	ND	1	0.3	0.18 ug/L	04/13/02 HP
Ethyl benzene	ND	1	0.3	0.18 ug/L	04/13/02 HP
Methyl t - butyl ether	ND	1	5	0.24 ug/L	04/13/02 HP
Toluene	ND	1	0.3	0.14 ug/L	04/13/02 HP
Xylene (total)	ND	1	0.6	0.26 ug/L	04/13/02 HP

8015M - Total Petroleum Hydrocarbons

Gasoline	ND	1	50	50 ug/L	04/13/02 HP
<b>Surrogates</b>				<b>Units</b>	<b>Control Limits</b>
a.a.a-Trifluorotoluene	89			%	70 - 130

Order #: 341176 Client Sample ID Laboratory Method Blank  
 Matrix: WATER

Analyte	Result	DF	PQL	MDL	Units	Date/Analyst
---------	--------	----	-----	-----	-------	--------------

8021B BTEX + MTBE

Benzene	ND	1	0.3	0.18 ug/L	04/13/02 HP
Ethyl benzene	ND	1	0.3	0.18 ug/L	04/13/02 HP
Methyl t - butyl ether	ND	1	5	0.24 ug/L	04/13/02 HP
Toluene	ND	1	0.3	0.14 ug/L	04/13/02 HP
Xylene (total)	ND	1	0.6	0.26 ug/L	04/13/02 HP

8015M - Total Petroleum Hydrocarbons

Gasoline	ND	1	50	50 ug/L	04/13/02 HP
<b>Surrogates</b>				<b>Units</b>	<b>Control Limits</b>
a.a.a-Trifluorotoluene	92			%	70 - 130

PQL = Practical Quantitation Limit, MDL = Method detection limit, DF = Dilution Factor  
 ND = Not detected below indicated MDL, J=Trace



**ASSOCIATED LABORATORIES**  
QA REPORT FORM

QC Sample: LR 91125-572

Matrix: WATER

Prep. Date: 04/13/02

Analysis Date: 4/13/02-4/14/02

LAB ID#'s in Batch: LR 91212, 91033, 91034, 91163, 91180, 91179

**MATRIX SPIKE / MATRIX SPIKE DUPLICATE RESULT**

REPORTING UNITS = ug/L

Test	Method	Sample Result	Spike Added	Matrix Spike	Matrix Spk. Dup	%Rec MS	%Rec MSD	RPD
Benzene	8021	ND	10	8.7	8.6	87	86	1
Toluene	8021	ND	10	9.4	9.4	94	94	0
Ethylbenzene	8021	ND	10	11.6	11.5	116	115	1
Xylenes	8021	ND	20	19.8	19.6	99	98	1

ND = Not Detected

RPD = Relative Percent Difference of Matrix Spike and Matrix Spike Dup

%REC-MS & MSD = Percent Recovery of Matrix Spike & Matrix Spike Duplicate

%REC LIMITS = 70 - 130
RPD LIMITS = 30

**PREPARATION BLANK / LAB CONTROL SAMPLE RESULTS**

Test	Method	PREP: BLK	LCS				
		Value	Result	True	%Rec	L.Limit	H.Limit
Benzene	8021	ND	8.8	10	88	80%	120%
Toluene	8021	ND	9.6	10	96	80%	120%
Ethylbenzene	8021	ND	11.4	10	114	80%	120%
Xylenes	8021	ND	19.6	20	98	80%	120%

LCS = Lab Control Sample Result

TRUE = True Value of LCS

L LIMIT / H.LIMIT = LCS Control Limits

**SURROGATE RECOVERY**

Sample No.	AAA-TFT
QC Limit	70-130
QA Sample	98
MS	96
MSD	95
Method Blank	92
LCS	96

AAA-TFT = o.a.a-Trifluorotoluene

**ASSOCIATED LABORATORIES**  
QA REPORT FORM

QC Sample: LR 91125-572

Matrix: WATER

Prep. Date: 04/13/02

Analysis Date: 4/13/02-4/14/02

ID#'s in Batch: LR 91079, 91163, 91180, 91179

**MATRIX SPIKE / MATRIX SPIKE DUPLICATE RESULT**

Reporting Units = ug/L

Test	Method	Sample Result	Spike Added	Matrix Spike	Matrix Spike Dup	%Rec MS	%Rec MSD	RPD
TPH	8015M-G	ND	200	223	210	112	105	6.0

ND = Not Detected

RPD = Relative Percent Difference of Matrix Spike and Matrix Spike Duplicate

%REC-MS & MSD = Percent Recovery of Matrix Spike & Matrix Spike Duplicate

%REC LIMITS = 70 - 130
RPD LIMITS = 30

**PREPARATION BLANK / LAB CONTROL SAMPLE RESULTS**

	PREP BLK					
	Value	Result	True	%Rec	L.Limit	H.Limit
LCS	ND	188	200	94	80%	120%

LCS Result = Lab Control Sample Result

True = True Value of LCS

L Limit / H Limit = LCS Control Limits

**SURROGATE RECOVERY**

Sample No.	AAA-TFT
QC Limit	70-130
QA Sample	98
MS	112
MSD	111
Method Blank	92
LCS	111

AAA-TFT = a,a,a-Trifluorotoluene



**Chain of Custody Record**

Company <b>THRIFTY OIL CO.</b>		Phone <b>(562) 921-3581</b>		A.L. Job No <b>91130 ✓</b>		Page _____ of _____															
Project Manager <b>JEFF SURYAROSUMIT</b>		Fax <b>(562) 921-7510</b>		Analysis Requested				Test Instructions & Comments													
Project Name <b>Q.W.S.</b>		Project # <b>063 ✓</b>		<table border="1"> <tr> <td>T</td><td>B</td><td>M</td> </tr> <tr> <td>P</td><td>T</td><td>T</td> </tr> <tr> <td>H</td><td>E</td><td>B</td> </tr> <tr> <td></td><td>X</td><td>E</td> </tr> </table>				T	B	M	P	T	T	H	E	B		X	E	<p>T0600101366</p>	
T	B	M																			
P	T	T																			
H	E	B																			
	X	E																			
Site Name and Address <b>6125 TELEGRAPH AVE OAKLAND, CA.</b>																					
Sample ID	Lab ID	Date	Time	Matrix	Container Number/Size	Pres.															
1 MW-6		04.10.02	12:15	H <sub>2</sub> O	3 VOA	HCL	X	X	X												
2 MW-5		↑	12:20	↑	↑	↓	X	X	X												
3 MW-1		↑	12:30	↑	↓	↓	X	X	X												
4 MW-4		↓	12:35	↓	↓	↓	X	X	X												
5 TRIP BLANK		↓	12:15	↓	2 VOA	↓	X	X													
6																					
7																					
8																					
9																					
10																					
11																					
12																					
13																					
14																					
15																					

<b>Sample Receipt - To Be Filled By Laboratory</b>				Relinquished by <b>1.</b>		Relinquished by <b>2.</b>		Relinquished by <b>3.</b>	
Total Number of Containers	<b>14</b>	Properly Cooled Y/N/NA		Signature:	<b>[Signature]</b>	Signature:	<b>GOLDEN STATE</b>	Signature:	
Custody Seals Y/N/NA		Samples Intact Y/N/NA		Printed Name:	<b>SERBANTON</b>	Printed Name:		Printed Name:	
Received in Good Condition Y/N		Samples Accepted Y/N		Date:	<b>04.10.02</b>	Time:	<b>17:00</b>	Date:	
<b>Turn Around Time</b>				Received By: <b>1.</b>		Received By: <b>2.</b>		Received By: <b>3.</b>	
<input checked="" type="checkbox"/> Normal <input type="checkbox"/> Rush <input type="checkbox"/> Same Day <input type="checkbox"/> 48 hrs. <input type="checkbox"/> 24 hrs. <input type="checkbox"/> 72 hrs.				Signature:	<b>[Signature]</b>	Signature:	<b>[Signature]</b>	Signature:	<b>[Signature]</b>
				Printed Name:		Printed Name:	<b>[Signature]</b>	Printed Name:	
				Date:		Date:	<b>4-11</b>	Date:	<b>4-11</b>
				Time:		Time:	<b>4:45</b>	Time:	<b>4:30</b>

# APPENDIX C

THRIFTY OIL CO. SERVICE STATION #63  
6125 TELEGRAPH AVENUE, OAKLAND, CALIFORNIA  
GROUNDWATER EXTRACTION/TREATMENT SYSTEM INSPECTION FORM

NAME OF INSPECTOR: SERBANDOPESCU

DATE OF INSPECTION: 03.25.02

OBSERVATIONS AND COMMENTS: check oil, hoses, belt, replace cartridge water filter, clean water filter bag,

FLOW METER READING: -0814570-

SAMPLES OBTAINED: N/A

PRESSURE GAUGE READING UP STREAM OF THE BAG FILTER: 12

PRESSURE GAUGE READING DOWN STREAM OF THE CARTRIDGE FILTER: 10

PRESSURE GAUGE READING DOWN STREAM OF THE PRIMARY GAC UNIT: 1.1

PRESSURE GAUGE READING DOWN STREAM OF THE SECONDARY GAC UNIT: 0.8

PRESSURE GAUGE READING DOWN STREAM OF THE THIRD GAC UNIT: 0.6

INSPECTOR'S SIGNATURE: [Signature]

063

THRIFTY OIL CO. SERVICE STATION #63  
6125 TELEGRAPH AVENUE, OAKLAND, CALIFORNIA  
GROUNDWATER EXTRACTION/TREATMENT SYSTEM INSPECTION FORM

NAME OF INSPECTOR: SERBAN POPESCU

DATE OF INSPECTION: 04-01-02

OBSERVATIONS AND COMMENTS: CLEAN WATER FILTER, REPLACE CARTRIDGE

WATER FILTER, ADD OIL, CHECK BELT, HOSES,

FLOW METER READING: - 0823450 -

SAMPLES OBTAINED: N/A

PRESSURE GAUGE READING UP STREAM OF THE BAG FILTER: 13

PRESSURE GAUGE READING DOWN STREAM OF THE CARTRIDGE FILTER: 11

PRESSURE GAUGE READING DOWN STREAM OF THE PRIMARY GAC UNIT: 1.1

PRESSURE GAUGE READING DOWN STREAM OF THE SECONDARY GAC UNIT: 0.8

PRESSURE GAUGE READING DOWN STREAM OF THE THIRD GAC UNIT: 0.6

INSPECTOR'S SIGNATURE: 

THRIFTY OIL CO. SERVICE STATION #63  
6125 TELEGRAPH AVENUE, OAKLAND, CALIFORNIA  
GROUNDWATER EXTRACTION/TREATMENT SYSTEM INSPECTION FORM

NAME OF INSPECTOR: SFRBANDOPRDU

DATE OF INSPECTION: 04.08.02

OBSERVATIONS AND COMMENTS: Add oil, clean water filter bag, replace cartridge water filter, check belt, hoses,

FLOW METER READING: -0828510-

SAMPLES OBTAINED: yes

PRESSURE GAUGE READING UP STREAM OF THE BAG FILTER: 14

PRESSURE GAUGE READING DOWN STREAM OF THE CARTRIDGE FILTER: 12

PRESSURE GAUGE READING DOWN STREAM OF THE PRIMARY GAC UNIT: 1.2

PRESSURE GAUGE READING DOWN STREAM OF THE SECONDARY GAC UNIT: 0.9

PRESSURE GAUGE READING DOWN STREAM OF THE THIRD GAC UNIT: 0.6

INSPECTOR'S SIGNATURE: [Signature]



THRIFTY OIL CO. SERVICE STATION #63  
6125 TELEGRAPH AVENUE, OAKLAND, CALIFORNIA  
GROUNDWATER EXTRACTION/TREATMENT SYSTEM INSPECTION FORM

NAME OF INSPECTOR: JERBA FORDCU

DATE OF INSPECTION: 04.15.02

OBSERVATIONS AND  
COMMENTS: ADD OIL, REPLACE CARTRIDGE WATER FILTER  
CLEAN WATER BAG FILTER, CHECK BELT, HOSES AND  
DRUMS FOR LEAKING;

FLOW METER READING: -0854230-

SAMPLES OBTAINED: N/A

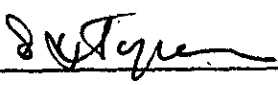
PRESSURE GAUGE READING UP STREAM OF THE BAG FILTER: 14

PRESSURE GAUGE READING DOWN STREAM OF THE CARTRIDGE FILTER: 12

PRESSURE GAUGE READING DOWN STREAM OF THE PRIMARY GAC UNIT: 1.1

PRESSURE GAUGE READING DOWN STREAM OF THE SECONDARY GAC UNIT: 0.9

PRESSURE GAUGE READING DOWN STREAM OF THE THIRD GAC UNIT: 0.7

INSPECTOR'S SIGNATURE: 

063

THRIFTY OIL CO. SERVICE STATION #63  
6125 TELEGRAPH AVENUE, OAKLAND, CALIFORNIA  
GROUNDWATER EXTRACTION/TREATMENT SYSTEM INSPECTION FORM

NAME OF INSPECTOR: SERBA, P. PESU

DATE OF INSPECTION: 04.22.02

OBSERVATIONS AND COMMENTS: ADD OIL, CLEAN WATER FILTER BAG,

CHECK BELT, HOSES, DRUMS, REPLACE CARTRIDGE

WATER FILTER

FLOW METER READING: -089.5910

SAMPLES OBTAINED: N/A

PRESSURE GAUGE READING UP STREAM OF THE BAG FILTER: 13

PRESSURE GAUGE READING DOWN STREAM OF THE CARTRIDGE FILTER: 11

PRESSURE GAUGE READING DOWN STREAM OF THE PRIMARY GAC UNIT: 0.4

PRESSURE GAUGE READING DOWN STREAM OF THE SECONDARY GAC UNIT: 0.6

PRESSURE GAUGE READING DOWN STREAM OF THE THIRD GAC UNIT: 0.4

INSPECTOR'S SIGNATURE: [Signature]



063

DATE: 05.06.02

START-UP/SHUT DOWN REPORT

STATION NO.: 063

SYSTEM TYPE: GW. CARBON

START-UP REPORT:

Restart system, change oil, clean  
water filter bag, check belt,

Flow # - 0895920 -

SHUT DOWN REPORT:

\_\_\_\_\_  
\_\_\_\_\_  
\_\_\_\_\_  
\_\_\_\_\_

SIGNATURE: D. Lopez

068

THRIFTY OIL CO. SERVICE STATION #63  
6125 TELEGRAPH AVENUE, OAKLAND, CALIFORNIA  
GROUNDWATER EXTRACTION/TREATMENT SYSTEM INSPECTION FORM

NAME OF INSPECTOR: SERBAN POPESCU

DATE OF INSPECTION: 05.13.02

OBSERVATIONS AND  
COMMENTS: CHECK OIL, REPT, REPLACE CARTRIDGE WATER  
FILTER, CLEAN FILTER BAG, CHECK HOSES CONNECTIONS,

FLOW METER READING: -0929130-

SAMPLES OBTAINED: N/A


PRESSURE GAUGE READING UP STREAM OF THE BAG FILTER: 13

PRESSURE GAUGE READING DOWN STREAM OF THE CARTRIDGE FILTER: 10

PRESSURE GAUGE READING DOWN STREAM OF THE PRIMARY GAC UNIT: 1.1

PRESSURE GAUGE READING DOWN STREAM OF THE SECONDARY GAC UNIT: 0.9

PRESSURE GAUGE READING DOWN STREAM OF THE THIRD GAC UNIT: 0.6

INSPECTOR'S SIGNATURE: 

063

THRIFTY OIL CO. SERVICE STATION #63  
6125 TELEGRAPH AVENUE, OAKLAND, CALIFORNIA  
GROUNDWATER EXTRACTION/TREATMENT SYSTEM INSPECTION FORM

NAME OF INSPECTOR: SERBATA POPEŠU

DATE OF INSPECTION: 05.20.02

OBSERVATIONS AND COMMENTS: CHECK OIL, BELT, HOSES, CLEAN WATER

FILTER BAG, REPLACE CARTRIDGE WATER FILTER

FLOW METER READING: -0945760-

SAMPLES OBTAINED: N/A

PRESSURE GAUGE READING UP STREAM OF THE BAG FILTER: 13

PRESSURE GAUGE READING DOWN STREAM OF THE CARTRIDGE FILTER: 11

PRESSURE GAUGE READING DOWN STREAM OF THE PRIMARY GAC UNIT: 1.1

PRESSURE GAUGE READING DOWN STREAM OF THE SECONDARY GAC UNIT: 0.8

PRESSURE GAUGE READING DOWN STREAM OF THE THIRD GAC UNIT: 0.6

INSPECTOR'S SIGNATURE: [Signature]

063

THRIFTY OIL CO. SERVICE STATION #63  
6125 TELEGRAPH AVENUE, OAKLAND, CALIFORNIA  
GROUNDWATER EXTRACTION/TREATMENT SYSTEM INSPECTION FORM

NAME OF INSPECTOR: BERNARD PETERSON

DATE OF INSPECTION: 05.24.02

OBSERVATIONS AND COMMENTS: Add oil, check belt, hoses, clean  
water filter bag, replace cartridge water filter,

FLOW METER READING: -0953240-

SAMPLES OBTAINED: \_\_\_\_\_

PRESSURE GAUGE READING UP STREAM OF THE BAG FILTER: 13

PRESSURE GAUGE READING DOWN STREAM OF THE CARTRIDGE FILTER: 11

PRESSURE GAUGE READING DOWN STREAM OF THE PRIMARY GAC UNIT: 1.0

PRESSURE GAUGE READING DOWN STREAM OF THE SECONDARY GAC UNIT: 0.9

PRESSURE GAUGE READING DOWN STREAM OF THE THIRD GAC UNIT: 0.6

INSPECTOR'S SIGNATURE: P. Peterson

063

THRIFTY OIL CO. SERVICE STATION #63  
6125 TELEGRAPH AVENUE, OAKLAND, CALIFORNIA  
GROUNDWATER EXTRACTION/TREATMENT SYSTEM INSPECTION FORM

NAME OF INSPECTOR: DERBAPOPEZU

DATE OF INSPECTION: 06.17.02

OBSERVATIONS AND COMMENTS: RAD OIL, REPLACE CARTRIDGE WATER  
FILTER, CLEAN WATER FILTER BAG, CHECK  
BELT, HOSES,

FLOW METER READING: -0998420-

SAMPLES OBTAINED: N/A

PRESSURE GAUGE READING UP STREAM OF THE BAG FILTER: 12

PRESSURE GAUGE READING DOWN STREAM OF THE CARTRIDGE FILTER: 10

PRESSURE GAUGE READING DOWN STREAM OF THE PRIMARY GAC UNIT: 0.9

PRESSURE GAUGE READING DOWN STREAM OF THE SECONDARY GAC UNIT: 0.7

PRESSURE GAUGE READING DOWN STREAM OF THE THIRD GAC UNIT: 0.6

INSPECTOR'S SIGNATURE: [Signature]

063

THRIFTY OIL CO. SERVICE STATION #63  
6125 TELEGRAPH AVENUE, OAKLAND, CALIFORNIA  
GROUNDWATER EXTRACTION/TREATMENT SYSTEM INSPECTION FORM

NAME OF INSPECTOR: BERNARD POPROW

DATE OF INSPECTION: 06.10.02

OBSERVATIONS AND COMMENTS: ADD OIL, CHECK HOSES, DRUMS;  
REPLACE CARTRIDGE WATER FILTER, CLEAN WATER  
FILTER BAG,

FLOW METER READING: -0997340-

SAMPLES OBTAINED: N/A

PRESSURE GAUGE READING UP STREAM OF THE BAG FILTER: 13

PRESSURE GAUGE READING DOWN STREAM OF THE CARTRIDGE FILTER: M

PRESSURE GAUGE READING DOWN STREAM OF THE PRIMARY GAC UNIT: 1.1

PRESSURE GAUGE READING DOWN STREAM OF THE SECONDARY GAC UNIT: 0.8

PRESSURE GAUGE READING DOWN STREAM OF THE THIRD GAC UNIT: 0.6

INSPECTOR'S SIGNATURE: *Bernard Poprow*



THRIFTY OIL CO. SERVICE STATION #63  
6125 TELEGRAPH AVENUE, OAKLAND, CALIFORNIA  
GROUNDWATER EXTRACTION/TREATMENT SYSTEM INSPECTION FORM

NAME OF INSPECTOR: SEBASTIAN POPP

DATE OF INSPECTION: 06.03.02

OBSERVATIONS AND COMMENTS: check oil, belts, clean water filter

bag, replace cartridge water filter;

inspector take water sampling from OUTLET

FLOW METER READING: - 0993740

SAMPLES OBTAINED: TAKE SAMPLING FROM SYSTEM

PRESSURE GAUGE READING UP STREAM OF THE BAG FILTER: 14

PRESSURE GAUGE READING DOWN STREAM OF THE CARTRIDGE FILTER: 11

PRESSURE GAUGE READING DOWN STREAM OF THE PRIMARY GAC UNIT: 1.1

PRESSURE GAUGE READING DOWN STREAM OF THE SECONDARY GAC UNIT: 0.9

PRESSURE GAUGE READING DOWN STREAM OF THE THIRD GAC UNIT: 0.7

INSPECTOR'S SIGNATURE: [Signature]

063

THRIFTY OIL CO. SERVICE STATION #63  
6125 TELEGRAPH AVENUE, OAKLAND, CALIFORNIA  
GROUNDWATER EXTRACTION/TREATMENT SYSTEM INSPECTION FORM

NAME OF INSPECTOR: TERBAPODEW

DATE OF INSPECTION: 06.24.02

OBSERVATIONS AND COMMENTS: ADD OIL, CLEAN WATER FILTER BAG,  
REPLACE CARTRIDGE WATER FILTER, CHECK (HOPS)  
DRUMS,

FLOW METER READING: 1001590

SAMPLES OBTAINED: N/A

PRESSURE GAUGE READING UP STREAM OF THE BAG FILTER: 13.

PRESSURE GAUGE READING DOWN STREAM OF THE CARTRIDGE FILTER: 11

PRESSURE GAUGE READING DOWN STREAM OF THE PRIMARY GAC UNIT: 1.1

PRESSURE GAUGE READING DOWN STREAM OF THE SECONDARY GAC UNIT: 0.8

PRESSURE GAUGE READING DOWN STREAM OF THE THIRD GAC UNIT: 0.6

INSPECTOR'S SIGNATURE: 

# APPENDIX D



**ASSOCIATED LABORATORIES**

806 North Batavia - Orange, California 92868 - 714/771-6900

FAX 714/538-1209

CLIENT Thrifty Oil (8871)  
ATTN: Jeff Suryakusuma  
13116 Imperial Hwy.  
P.O. Box 2128  
Santa Fe Springs, CA 90670

LAB REQUEST 93992

REPORTED 06/05/2002

RECEIVED 06/04/2002

PROJECT Station #063  
6125 Telegraph Ave., Oakland

SUBMITTER Client

COMMENTS

This laboratory request covers the following listed samples which were analyzed for the parameters indicated on the attached Analytical Result Report. All analyses were conducted using the appropriate methods as indicated on the report. This cover letter is an integral part of the final report.

Order No.

355978

355979

Client Sample Identification

PSP #1 Outlet

Laboratory Method Blank

I thank you for the opportunity to be of service to your company. Please feel free to call if there are any questions regarding this report or if we can be of further service.

ASSOCIATED LABORATORIES by,

Edward S. Behare, Ph.D.  
Vice President

*NOTE: Unless notified in writing, all samples will be discarded by appropriate disposal protocol 30 days from date reported.*

The reports of the Associated Laboratories are confidential property of our clients and may not be reproduced or used for publication in part or in full without our written permission. This is for the mutual protection of the public, our clients, and ourselves.

TESTING & CONSULTING  
Chemical  
Microbiological  
Environmental

Order #: 355978  
Matrix: WATER

Client Sample ID: PSP #1 Outlet  
Date Sampled: 06/03/2002 Time Sampled: 10:30

Analyte	Result	DF	PQL	MDL	Units	Date/Analyst
---------	--------	----	-----	-----	-------	--------------

8021B BTEX + MTBE

Benzene	ND	1	0.3	0.18	ug/L	06/05/02 HP
Ethyl benzene	ND	1	0.3	0.18	ug/L	06/05/02 HP
Methyl t - butyl ether	ND	1	5	0.24	ug/L	06/05/02 HP
Toluene	ND	1	0.3	0.14	ug/L	06/05/02 HP
Xylene (total)	ND	1	0.6	0.26	ug/L	06/05/02 HP

8015M - Total Petroleum Hydrocarbons

Gasoline	ND	1	50	50	ug/L	06/05/02 HP
----------	----	---	----	----	------	-------------

Surrogates

				Units	Control Limits
a,a,a-Trifluorotoluene	102			%	70 - 130

Order #: 355979  
Matrix: WATER

Client Sample ID: Laboratory Method Blank

Analyte	Result	DF	PQL	MDL	Units	Date/Analyst
---------	--------	----	-----	-----	-------	--------------

8021B BTEX + MTBE

Benzene	ND	1	0.3	0.18	ug/L	06/05/02 HP
Ethyl benzene	ND	1	0.3	0.18	ug/L	06/05/02 HP
Methyl t - butyl ether	ND	1	5	0.24	ug/L	06/05/02 HP
Toluene	ND	1	0.3	0.14	ug/L	06/05/02 HP
Xylene (total)	ND	1	0.6	0.26	ug/L	06/05/02 HP

8015M - Total Petroleum Hydrocarbons

Gasoline	ND	1	50	50	ug/L	06/05/02 HP
----------	----	---	----	----	------	-------------

Surrogates

				Units	Control Limits
a,a,a-Trifluorotoluene	103			%	70 - 130

PQL = Practical Quantitation Limit, MDL = Method detection limit, DF = Dilution Factor  
ND = Not detected below indicated MDL, J=Trace



**ASSOCIATED LABORATORIES**  
QA REPORT FORM

QC Sample: LR 93907-634

Matrix: WATER

Prep. Date: 06/05/02

Analysis Date: 6/05/02-6/06/02

ID#'s in Batch: LR 93991, 93992, 93963, 93980

**MATRIX SPIKE / MATRIX SPIKE DUPLICATE RESULT**

Reporting Units = ug/L

Test	Method	Sample Result	Spike Added	Matrix Spike	Matrix Spike Dup	%Rec MS	%Rec MSD	RPD
TPH	8015M-G	ND	200	175	177	88	89	1

ND = Not Detected

RPD = Relative Percent Difference of Matrix Spike and Matrix Spike Duplicate

%REC-MS & MSD = Percent Recovery of Matrix Spike & Matrix Spike Duplicate

%REC LIMITS = 70 - 130
RPD LIMITS = 30

**PREPARATION BLANK / LAB CONTROL SAMPLE RESULTS**

	PREP BLK					
	Value	Result	True	%Rec	L.Limit	H.Limit
LCS	ND	183	200	92	80%	120%

LCS Result = Lab Control Sample Result

True = True Value of LCS

L.Limit / H.Limit = LCS Control Limits

**SURROGATE RECOVERY**

Sample No.	AAA-TFT
QC Limit	70-130
QA Sample	107
MS	87
MSD	87
Method Blank	103
LCS	87

AAA-TFT = a,a,a-Trifluorotoluene

**ASSOCIATED LABORATORIES**  
QA REPORT FORM

QC Sample: LR 93907-634

Matrix: WATER

Prep. Date: 06/04/02

Analysis Date: 6/04/02-6/05/02

LAB ID#'s in Batch: LR 93962, 93991, 93992

**MATRIX SPIKE / MATRIX SPIKE DUPLICATE RESULT**

REPORTING UNITS = ug/L

Test	Method	Sample Result	Spike Added	Matrix Spike	Matrix Spk. Dup	%Rec MS	%Rec MSD	RPD
Benzene	8021	ND	10	10.3	10.0	103	100	3
Toluene	8021	ND	10	10.3	10.0	103	100	3
Ethylbenzene	8021	ND	10	11.8	11.5	118	115	3
Xylenes	8021	ND	20	21.9	21.4	110	107	2

ND = Not Detected

RPD = Relative Percent Difference of Matrix Spike and Matrix Spike Dup

%REC-MS & MSD = Percent Recovery of Matrix Spike & Matrix Spike Duplicate

%REC LIMITS = 70 - 130
RPD LIMITS = 30

**PREPARATION BLANK / LAB CONTROL SAMPLE RESULTS**

Test	Method	PREP. BLK	LCS				
		Value	Result	True	%Rec	L.Limit	H.Limit
Benzene	8021	ND	10.2	10	102	80%	120%
Toluene	8021	ND	10.3	10	103	80%	120%
Ethylbenzene	8021	ND	11.8	10	118	80%	120%
Xylenes	8021	ND	21.9	20	110	80%	120%

LCS = Lab Control Sample Result

TRUE = True Value of LCS

L.LIMIT / H.LIMIT = LCS Control Limits

**SURROGATE RECOVERY**

Sample No.	AAA-TFT
QC Limit	70-130
QA Sample	107
MS	114
MSD	113
Method Blank	106
LCS	113

AAA-TFT = a.a.a-Trifluorotoluene

# Chain of Custody Record

**ASSOCIATED LABORATORIES**

806 North Batavia • Orange, CA 92868

Phone: (714) 771-6900 • Fax: (714) 538-1209

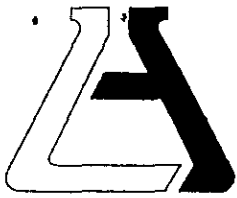


Company <b>THRIFTY OIL CO</b>		Phone <b>(562) 921-3581</b>		A.L. Job No. <b>93992</b>		Page <b>1</b> of <b>1</b>								
Project Manager <b>JEFF JURYARUJUMA</b>		Fax <b>(562) 921-7510</b>		Analysis Requested				Test Instructions & Comments						
Project Name <b>System Sampling</b>		Project # <b>063</b>												
Site Name and Address <b>6125 TELEGRAPH AVE. OAKLAND CA. 94612</b>				T B M P T T H E B X X E										
Sample ID	Lab ID	Date	Time	Matrix	Container Number/Size	Pres.								
1		06.03.02	10:30	H2O	3VOLT	HCL	X	X	X					
2														
3														
4														
5														
6														
7														
8														
9														
10														
11														
12														
13														
14														
15														

Sample Receipt - To Be Filled By Laboratory				Relinquished by <sup>1</sup> <b>SERRAVALLO</b>		Relinquished by <sup>2</sup> <b>GOLDEN STATE</b>		Relinquished by <sup>3</sup>	
Total Number of Containers	<b>3</b>	Property Cooled	<b>Y</b> / N / NA	Signature:	<b>SERRAVALLO</b>	Signature:	<b>GOLDEN STATE</b>	Signature:	
Custody Seals	<b>Y</b> / N / NA	Samples Intact	<b>Y</b> / N / NA	Printed Name:	<b>SERRAVALLO</b>	Printed Name:		Printed Name:	
Received in Good Condition	<b>Y</b> / N	Samples Accepted	<b>Y</b> / N	Date:	<b>06 03 02</b>	Time:	<b>17:00</b>	Date:	
Turn Around Time				Received By: <sup>1</sup> <b>GOLDEN STATE</b>		Received By: <sup>2</sup>		Received By: <sup>3</sup>	
<input checked="" type="checkbox"/> Normal	<input type="checkbox"/> Rush	<input type="checkbox"/> Same Day	<input type="checkbox"/> 48 hrs.	Signature:	<b>[Signature]</b>	Signature:	<b>[Signature]</b>	Signature:	
		<input type="checkbox"/> 24 hrs.	<input type="checkbox"/> 72 hrs.	Printed Name:	<b>[Name]</b>	Printed Name:	<b>[Name]</b>	Printed Name:	
				Date:		Date:	<b>6/14</b>	Date:	
				Time:		Time:	<b>10:50</b>	Time:	





**ASSOCIATED LABORATORIES**

806 North Batavia - Orange, California 92868 - 714/771-6900

FAX 714/538-1209

CLIENT Thrifty Oil (8871)  
ATTN: Jeff Suryakusuma  
13539 E. Foster Rd.  
Santa Fe Springs, CA 90670

LAB REQUEST 91179

REPORTED 04/22/2002

RECEIVED 04/11/2002

PROJECT Station #063  
6125 Telegraph Ave., Oakland

SUBMITTER Client

COMMENTS

This laboratory request covers the following listed samples which were analyzed for the parameters indicated on the attached Analytical Result Report. All analyses were conducted using the appropriate methods as indicated on the report. This cover letter is an integral part of the final report.

<u>Order No.</u>	<u>Client Sample Identification</u>
341165	TOC #063, Outlet PSP #1
341166	TOC #063, Int 1
341167	TOC #063, Int 2
341168	TOC #063, Int 3
341169	TOC #063, Inlet
341170	Laboratory Method Blank

I thank you for the opportunity to be of service to your company. Please feel free to call if there are any questions regarding this report or if we can be of further service.

ASSOCIATED LABORATORIES by,

Edward S. Behare, Ph.D.  
Vice President

NOTE Unless notified in writing, all samples will be discarded by appropriate disposal protocol 30 days from date reported.

The reports of the Associated Laboratories are confidential property of our clients and may not be reproduced or used for publication in part or in full without our written permission. This is for the mutual protection of the public, our clients, and ourselves.

TESTING & CONSULTING  
Chemical  
Microbiological  
Environmental

**Order #:** 341165**Client Sample ID** TOC #063, Outlet PSP #1**Matrix:** WATER**Date Sampled:** 04/08/2002 **Time Sampled:** 11:00

Analyte	Result	DF	PQL	MDL Units	Date/Analyst
<b>8021B BTEX + MTBE</b>					
Benzene	ND	1	0.3	0.18 ug/L	04/13/02 HP
Ethyl benzene	ND	1	0.3	0.18 ug/L	04/13/02 HP
Methyl t - butyl ether	ND	1	5	0.24 ug/L	04/13/02 HP
Toluene	ND	1	0.3	0.14 ug/L	04/13/02 HP
Xylene (total)	ND	1	0.6	0.26 ug/L	04/13/02 HP

**8015M - Total Petroleum Hydrocarbons**

Gasoline	ND	1	50	50 ug/L	04/13/02 HP
<b>Surrogates</b>				<b>Units</b>	<b>Control Limits</b>
a,a,a-Trifluorotoluene	97			%	70 - 130

**Order #:** 341166**Client Sample ID** TOC #063, Int 1**Matrix:** WATER**Date Sampled:** 04/08/2002 **Time Sampled:** 11:10

Analyte	Result	DF	PQL	MDL Units	Date/Analyst
<b>8021B BTEX + MTBE</b>					
Benzene	ND	1	0.3	0.18 ug/L	04/13/02 HP
Ethyl benzene	ND	1	0.3	0.18 ug/L	04/13/02 HP
Methyl t - butyl ether	9.0	1	5	0.24 ug/L	04/13/02 HP
Toluene	ND	1	0.3	0.14 ug/L	04/13/02 HP
Xylene (total)	ND	1	0.6	0.26 ug/L	04/13/02 HP

**8015M - Total Petroleum Hydrocarbons**

Gasoline	ND	1	50	50 ug/L	04/13/02 HP
<b>Surrogates</b>				<b>Units</b>	<b>Control Limits</b>
a,a,a-Trifluorotoluene	98			%	70 - 130

**Order #:** 341167**Client Sample ID** TOC #063, Int 2**Matrix:** WATER**Date Sampled:** 04/08/2002 **Time Sampled:** 11:20

Analyte	Result	DF	PQL	MDL Units	Date/Analyst
---------	--------	----	-----	-----------	--------------

PQL = Practical Quantitation Limit, MDL = Method detection limit, DF = Dilution Factor  
 ND = Not detected below indicated MDL. J=Trace



8021B BTEX,+ MTBE

Benzene	5.0	1	0.3	0.18 ug/L	04/13/02 HP
Ethyl benzene	1.0	1	0.3	0.18 ug/L	04/13/02 HP
Methyl t - butyl ether	374	14	70.0	0.24 ug/L	04/13/02 HP
Toluene	ND	1	0.3	0.14 ug/L	04/13/02 HP
Xylene (total)	ND	1	0.6	0.26 ug/L	04/13/02 HP

8015M - Total Petroleum Hydrocarbons

Gasoline	309	1	50	50 ug/L	04/13/02 HP
<b>Surrogates</b>				<b>Units</b>	<b>Control Limits</b>
a,a,a-Trifluorotoluene	96			%	70 - 130

Order #:  Client Sample ID TOC #063, Int 3  
 Matrix: WATER Date Sampled: 04/08/2002 Time Sampled: 11:30

Analyte	Result	DF	PQL	MDL	Units	Date/Analyst
---------	--------	----	-----	-----	-------	--------------

8021B BTEX + MTBE

Benzene	123	10	3.0	0.18 ug/L	04/13/02 HP
Ethyl benzene	21	10	3.0	0.18 ug/L	04/13/02 HP
Methyl t - butyl ether	5,450	200	1000.0	0.24 ug/L	04/13/02 HP
Toluene	6.0	1	0.3	0.14 ug/L	04/13/02 HP
Xylene (total)	39	1	0.6	0.26 ug/L	04/13/02 HP

8015M - Total Petroleum Hydrocarbons

Gasoline	4,790	1	50	50 ug/L	04/13/02 HP
<b>Surrogates</b>				<b>Units</b>	<b>Control Limits</b>
a,a,a-Trifluorotoluene	140			%	70 - 130

Order #:  Client Sample ID TOC #063, Inlet  
 Matrix: WATER Date Sampled: 04/08/2002 Time Sampled: 11:40

Analyte	Result	DF	PQL	MDL	Units	Date/Analyst
---------	--------	----	-----	-----	-------	--------------

PQL = Practical Quantitation Limit. MDL = Method detection limit. DF = Dilution Factor  
 ND = Not detected below indicated MDL. J=Trace



**8021R BTEX+ MTBE**

Benzene	ND	1	0.3	0.18 ug/L	04/13/02 HP
Ethyl benzene	ND	1	0.3	0.18 ug/L	04/13/02 HP
Methyl t - butyl ether	157	3	15.0	0.24 ug/L	04/13/02 HP
Toluene	ND	1	0.3	0.14 ug/L	04/13/02 HP
Xylene (total)	ND	1	0.6	0.26 ug/L	04/13/02 HP

**8015M - Total Petroleum Hydrocarbons**

Gasoline	105	1	50	50 ug/L	04/13/02 HP
<b>Surrogates</b>				<b>Units</b>	<b>Control Limits</b>
a.a.a-Trifluorotoluene	97			%	70 - 130

Order #: 341170 Client Sample ID Laboratory Method Blank  
 Matrix: WATER

Analyte	Result	DF	PQL	MDL	Units	Date/Analyst
---------	--------	----	-----	-----	-------	--------------

**8021B BTEX + MTBE**

Benzene	ND	1	0.3	0.18 ug/L	04/13/02 HP
Ethyl benzene	ND	1	0.3	0.18 ug/L	04/13/02 HP
Methyl t - butyl ether	ND	1	5	0.24 ug/L	04/13/02 HP
Toluene	ND	1	0.3	0.14 ug/L	04/13/02 HP
Xylene (total)	ND	1	0.6	0.26 ug/L	04/13/02 HP

**8015M - Total Petroleum Hydrocarbons**

Gasoline	ND	1	50	50 ug/L	04/13/02 HP
<b>Surrogates</b>				<b>Units</b>	<b>Control Limits</b>
a.a.a-Trifluorotoluene	97			%	70 - 130

PQL = Practical Quantitation Limit, MDL = Method detection limit, DF = Dilution Factor  
 ND = Not detected below indicated MDL, J=Trace



**ASSOCIATED LABORATORIES**  
QA REPORT FORM

QC Sample: LR 91125-572  
 Matrix: WATER  
 Prep. Date: 04/13/02  
 Analysis Date: 4/13/02-4/14/02  
 ID#'s in Batch: LR 91079, 91163, 91180, 91179

**MATRIX SPIKE / MATRIX SPIKE DUPLICATE RESULT**

Reporting Units = ug/L

Test	Method	Sample Result	Spike Added	Matrix Spike	Matrix Spike Dup	%Rec MS	%Rec MSD	RPD
TPH	8015M-G	ND	200	223	210	112	105	6.0

ND = Not Detected

RPD = Relative Percent Difference of Matrix Spike and Matrix Spike Duplicate

%REC-MS & MSD = Percent Recovery of Matrix Spike & Matrix Spike Duplicate

%REC LIMITS = 70 - 130
RPD LIMITS = 30

**PREPARATION BLANK / LAB CONTROL SAMPLE RESULTS**

	PREP BLK					
	Value	Result	True	%Rec	L.Limit	H.Limit
LCS	ND	188	200	94	80%	120%

LCS Result = Lab Control Sample Result

True = True Value of LCS

L Limit / H Limit = LCS Control Limits

**SURROGATE RECOVERY**

Sample No.	AAA-TFT
QC Limit	70-130
QA Sample	98
MS	112
MSD	111
Method Blank	92
LCS	111

AAA-TFT = a,a,a-Trifluorotoluene

**ASSOCIATED LABORATORIES**  
QA REPORT FORM

QC Sample: LR 91125-572

Matrix: WATER

Prep. Date: 04/13/02

Analysis Date: 4/13/02-4/14/02

LAB ID#'s in Batch: LR 91212, 91033, 91034, 91163, 91180, 91179

**MATRIX SPIKE / MATRIX SPIKE DUPLICATE RESULT**

REPORTING UNITS = ug/L

Test	Method	Sample Result	Spike Added	Matrix Spike	Matrix Spk. Dup	%Rec MS	%Rec MSD	RPD
Benzene	8021	ND	10	8.7	8.6	87	86	1
Toluene	8021	ND	10	9.4	9.4	94	94	0
Ethylbenzene	8021	ND	10	11.6	11.5	116	115	1
Xylenes	8021	ND	20	19.8	19.6	99	98	1

ND = Not Detected

RPD = Relative Percent Difference of Matrix Spike and Matrix Spike Dup

%REC-MS & MSD = Percent Recovery of Matrix Spike & Matrix Spike Duplicate

%REC LIMITS = 70 - 130
RPD LIMITS = 30

**PREPARATION BLANK / LAB CONTROL SAMPLE RESULTS**

Test	Method	PREP. BLK	LCS				
		Value	Result	True	%Rec	L.Limit	H.Limit
Benzene	8021	ND	8.8	10	88	80%	120%
Toluene	8021	ND	9.6	10	96	80%	120%
Ethylbenzene	8021	ND	11.4	10	114	80%	120%
Xylenes	8021	ND	19.6	20	98	80%	120%

LCS = Lab Control Sample Result

TRUE = True Value of LCS

L LIMIT / H LIMIT = LCS Control Limits

**SURROGATE RECOVERY**

Sample No.	AAA-TFT
QC Limit	70-130
QA Sample	98
MS	96
MSD	95
Method Blank	92
LCS	96

AAA-TFT = a,a,a-Trifluorotoluene



**Chain of Custody Record**

Company <b>THRIFTY OIL CO</b>	Phone <b>(562) 921-3521</b>	A.L. Job No. <b>41179 ✓</b>	Page _____ of _____
Project Manager <b>JEFF SURYAROSUMA</b>	Fax <b>(562) 921-7310</b>	<b>Analysis Requested</b>	
Project Name <b>SYSTEM WATER SAMPLING</b>	Project # <b>#063 ✓</b>	<b>Test Instructions &amp; Comments</b>	
Site Name and Address <b>6125 TELEGRAPH AVE OAKLAND, CA</b>			

Sample ID	Lab ID	Date	Time	Matrix	Container Number/Size	Pres.	T P H	B T E X	M T B E										
1	OUTLET PSPA1	04.08.02	11:00	H <sub>2</sub> O	3 VOA	HCL	X	X	X										-GRAB SAMPLE-
2	INT 1	↑	11:10	↑	↑	↑	X	X	X										
3	INT 2	↑	11:20	↑	↑	↑	X	X	X										
4	INT 3	↑	11:30	↑	↑	↑	X	X	X										
5	INLET	↓	11:40	↓	↓	↓	X	X	X										
6																			
7																			
8																			
9																			
10																			
11																			
12																			
13																			
14																			
15																			

<b>Sample Receipt - To Be Filled By Laboratory</b>				Relinquished by Sampler: <b>SURYAROSUMA</b> <sup>1</sup>	Relinquished by <b>GOLDEN STATE</b> <sup>2</sup>	Relinquished by <b>_____</b> <sup>3</sup>
Total Number of Containers	<b>12</b>	Properly Cooled	Y/N/NA	Signature: <b>[Signature]</b>	Signature: <b>[Signature]</b>	Signature: <b>[Signature]</b>
Custody Seals	Y/N/NA	Samples Intact	Y/N/NA	Printed Name: <b>SURYAROSUMA</b>	Printed Name: <b>[Signature]</b>	Printed Name: <b>[Signature]</b>
Received in Good Condition	Y/N	Samples Accepted	Y/N	Date: <b>04.10.02</b> Time: <b>11:00</b>	Date: _____ Time: _____	Date: _____ Time: _____
<b>Turn Around Time</b>				Received By: <b>GOLDEN STATE</b> <sup>1</sup>	Received By: <b>[Signature]</b> <sup>2</sup>	Received By: <b>[Signature]</b> <sup>3</sup>
<input checked="" type="checkbox"/> Normal	<input type="checkbox"/> Rush	<input type="checkbox"/> Same Day	<input type="checkbox"/> 48 hrs.	Signature: <b>[Signature]</b>	Signature: <b>[Signature]</b>	Signature: <b>[Signature]</b>
		<input type="checkbox"/> 24 hrs.	<input type="checkbox"/> 72 hrs.	Printed Name: <b>[Signature]</b>	Printed Name: <b>[Signature]</b>	Printed Name: <b>[Signature]</b>
				Date: _____ Time: _____	Date: <b>4/11</b> Time: <b>9:45</b>	Date: <b>4/11</b> Time: <b>4:50</b>