



July 3, 1995

Chevron U.S.A. Products Company
6001 Bollinger Canyon Rd., Bldg. L
P.O. Box 5004
San Ramon, CA 94583-0804

Site Assessment & Remediation Group
Phone (510) 842-9500

Ms. Susan Hugo
Alameda County Health Care Services
Department of Environmental Health
1131 Harbor Bay Parkway, Suite 250
Alameda, CA 94502-6577

Re: Chevron Service Station #9-1583
5509 Martin Luther King Way, Oakland, CA

Dear Ms. Hugo:

Enclosed is the Used Oil Tank Removal Report dated June 12, 1995, prepared by our consultant Touchstone Developments for the above referenced site. As indicated in the report, one 1,000 gallon single wall fiberglass used oil tank was removed.

Soil samples collected beneath the former waste oil tank were analyzed for total petroleum hydrocarbons as gasoline (TPH-G), BTEX, total petroleum hydrocarbons as diesel, total oil and grease, metals, and EPA Methods 8010 and 8270 compounds. Concentrations of these constituents were low or below method detection limits with the exception of TOG concentrations. All analytical data is summarized in Table A of the report.

Excavation was conducted to a depth of 12.5 feet below grade where ground water was encountered. Approximately 80 cubic yards of hydrocarbon impacted soil was removed from this area and properly disposed of at BFI in Livermore.

Per your request, we will instruct our ground water monitoring consultant to collect a sample from MW-7 for analysis of TOG during the next quarterly event. If dissolved concentrations are below method detection limits, we will discontinue sampling for this constituent.

If you have any questions or comments, please feel free to contact me at (510) 842-8134.

Sincerely,
CHEVRON U.S.A. PRODUCTS COMPANY


Mark A. Miller
Site Assessment and Remediation Engineer

Enclosure

cc: Ms. Y.M. Byeman

24 JUL 9 9-14P 95
703.11.11.11



**Touchstone
Developments**
Environmental Management

USED OIL TANK REMOVAL REPORT

**Chevron Service Station Number 9-1583
5509 Martin Luther King Jr. Way
Oakland, California**

prepared for

**Chevron U.S.A. Products Company
P.O. Box 5004
San Ramon, California**

prepared by

Touchstone Developments

JUNE 12, 1995

95 JUL -6 PM 1:47
ENVIRONMENTAL
TOUCHSTONE DEVELOPMENTS



**Touchstone
Developments**
Environmental Management

USED OIL TANK REMOVAL REPORT

Chevron Service Station Number 9-1583

5509 Martin Luther King Jr. Way

Oakland, California

prepared for

Chevron U.S.A. Products Company

P.O. Box 5004

San Ramon, California

prepared by

Touchstone Developments

Jeff Monroe

Project Manager

INTRODUCTION

On April 17, 1995, one used oil underground storage tank (UST) was removed from the Chevron Service Station No. 9-1583. The site is a service station located at Martin Luther King Jr. Way and 55th Street in Oakland, California (Figure 1). This report documents field activities that occurred during and subsequent to the tank removal, including soil sampling and disposal.

SITE ACTIVITIES

Tank removal, excavation and soil stockpiling was performed by Golden West/American Construction of Livermore, California. A Touchstone representative was on-site to observe the removal/excavation activities, and to collect soil samples from the excavation and associated stockpiled soil. Larry James from the City of Oakland and Susan Hugo of Alameda County Environmental Health Department were present during the tank removal and observed excavation sampling. Also on-site were Mark Miller and Steve Pratt of Chevron U.S.A. Transportation and disposal of the UST was accomplished by Erickson, Inc., of Richmond, California.

Used Oil UST Removal and Sampling

One, 1,000 gallon, single-walled, fiberglass tank formerly containing used oil was removed (Figure 2). No holes or cracks were observed in the tank. Four soil samples (WE-11, WS-10.5, WW-10.5, WN-10.5, Figure 2, Table A) were collected from the base of the excavation at approximately 11 feet below ground surface (bgs). Slight overexcavation occurred to a depth of 12.5 feet bgs in the vertical direction only. Groundwater was observed at 12 feet bgs in insufficient quantity to sample.

Waste Disposal

Approximately eighty cubic yards of waste oil impacted soil was profiled for disposal to BFI Waste System's Vasco Road landfill facility in Livermore, California. Soil was transported in bulk by Allwaste Trucking on May 22, 1995.

SAMPLING PROTOCOL

UST (In-situ) Soil Sampling

Soil samples were collected from the excavator bucket by removing the top few inches of soil and pushing a clean, six-inch-long (two inch diameter) brass sample tube into the soil until completely full. The ends of the tubes were covered with aluminum foil and sealed with plastic end caps. The samples were then labeled, placed in a cooler with ice, entered on a Chain-of-Custody form

and transported to Sequoia Analytical, Inc., located in Redwood City, California, a State-certified laboratory .

Stockpile Sampling

Four discrete stockpile samples (Figure 2) were collected for the approximately 80 cubic yards of soil generated. The four samples were composited into one by the laboratory. Samples were collected by removing the top 8 to 12 inches of soil in each stockpile, then pushing a sample tube into the soil until completely full. The samples were sealed, labeled, logged onto a chain of custody, and placed in a cooler with ice for transport to laboratory.

SAMPLE ANALYSIS

Soil samples collected were analyzed for total petroleum hydrocarbons as gasoline (TPH-gasoline) and total petroleum hydrocarbons as diesel (TPH-diesel) according to EPA Method 8015 (modified); benzene, toluene, ethylbenzene and xylenes (BTEX) according to EPA Method 8020; and total recoverable petroleum hydrocarbons (oil and grease) using EPA method 5520. Representative samples were also analyzed for organic and semivolatile solvents using EPA methods 8010 and 8270. For the specific soil sample analysis refer to Tables A. Copies of the analytical laboratory reports and Chain-of-Custody forms are presented in Appendix A.

TABLE A USED OIL TANK REMOVAL SOIL SAMPLE RESULTS

CHEVRON STATION 9-1583
Results in mg/kg, parts per million (ppm)

SAMPLE ID	DEPTH (ft.)	LAB	DATE	TPH-Gasoline	Benzene	Toluene	Ethyl-benzene	Xylenes	TPH-Diesel	TOG
WE-11	11	Sequoia	4/17/95	ND	ND	ND	ND	ND	75	770
WW-10.5	10.5	Sequoia	4/17/95	ND	ND	ND	ND	ND	ND	220
WN-10.5	10.5	Sequoia	4/17/95	NA	NA	NA	NA	NA	NA	2700
WS-10.5	10.5	Sequoia	4/17/95	NA	NA	NA	NA	NA	NA	76
SP-1-A-D*	NA	Sequoia	4/17/95	ND	ND	0.017	0.0062	0.033	31	490

SAMPLE ID	DEPTH (ft.)	LAB	DATE	Cadmium	Chromium	Lead	Nickel	Zinc	8010	8270
WE-11	11	Sequoia	4/17/95	0.60	45	ND	55	72	ND	ND
WW-10.5	10.5	Sequoia	4/17/95	0.53	46	ND	61	68	ND	ND
SP-1-A-D*	NA	Sequoia	4/17/95	CAR**	CAR	CAR	CAR	CAR	ND	ND

TPH-Gasoline = Total petroleum hydrocarbons calculated as gasoline

TPH-Diesel = Total petroleum hydrocarbons calculated as Diesel

TOG = Total oil and grease, listed as total recoverable petroleum hydrocarbons (TRPH) on laboratory data sheets

8010 = EPA Method 8010 for chlorinated hydrocarbons

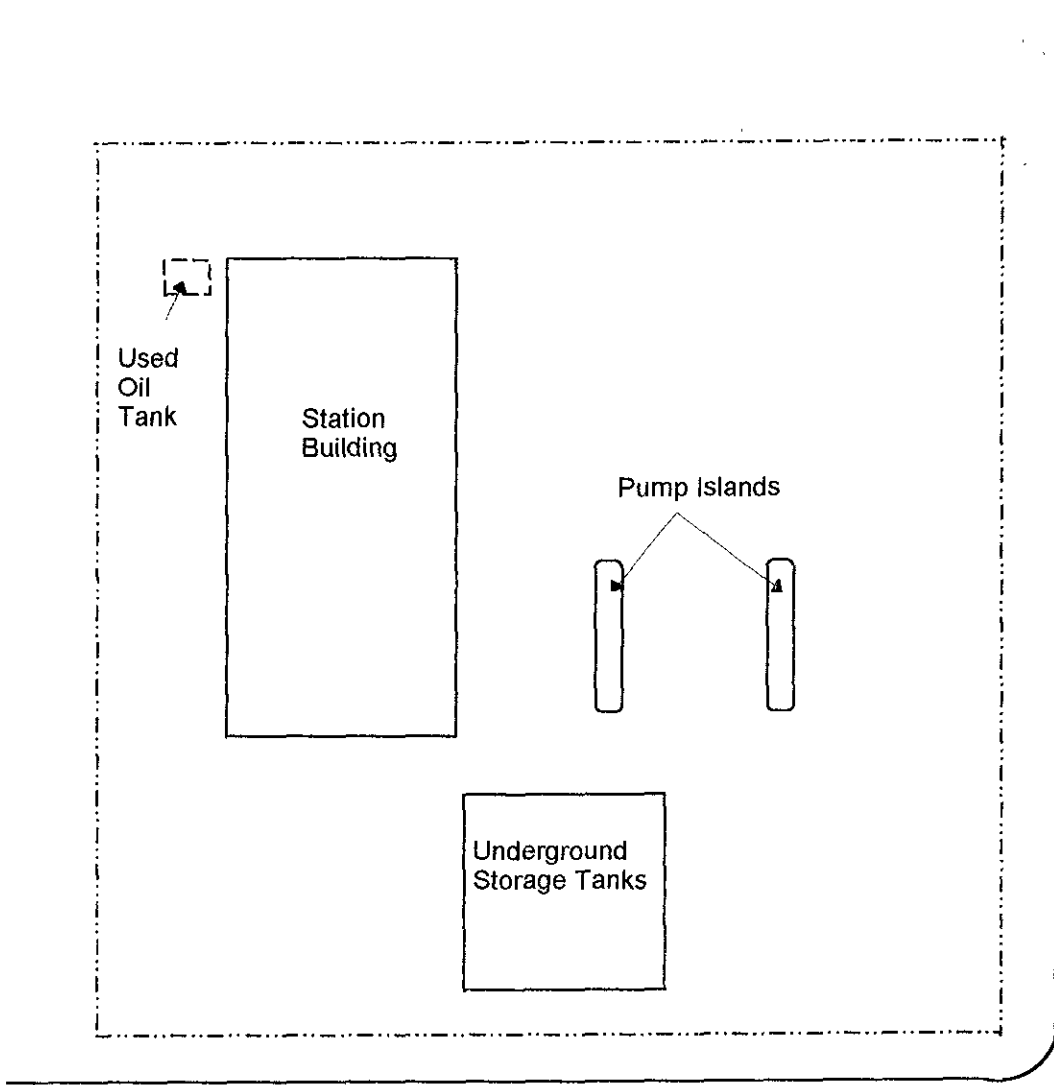
8270 = EPA Method 8270 for semivolatile constituents

ND=Not detected at or above the laboratory detection limits

NA = Not applicable

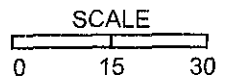
* = Stockpile sample

** = CAM 17 analysis run - see chemical analytical report (CAR) for results



MARTIN LUTHER KING JR. WAY

55th STREET



SITE PLAN

CHEVRON SERVICE STATION # 9-1583
5509 Martin Luther King Jr. Way
Oakland, California

FIGURE

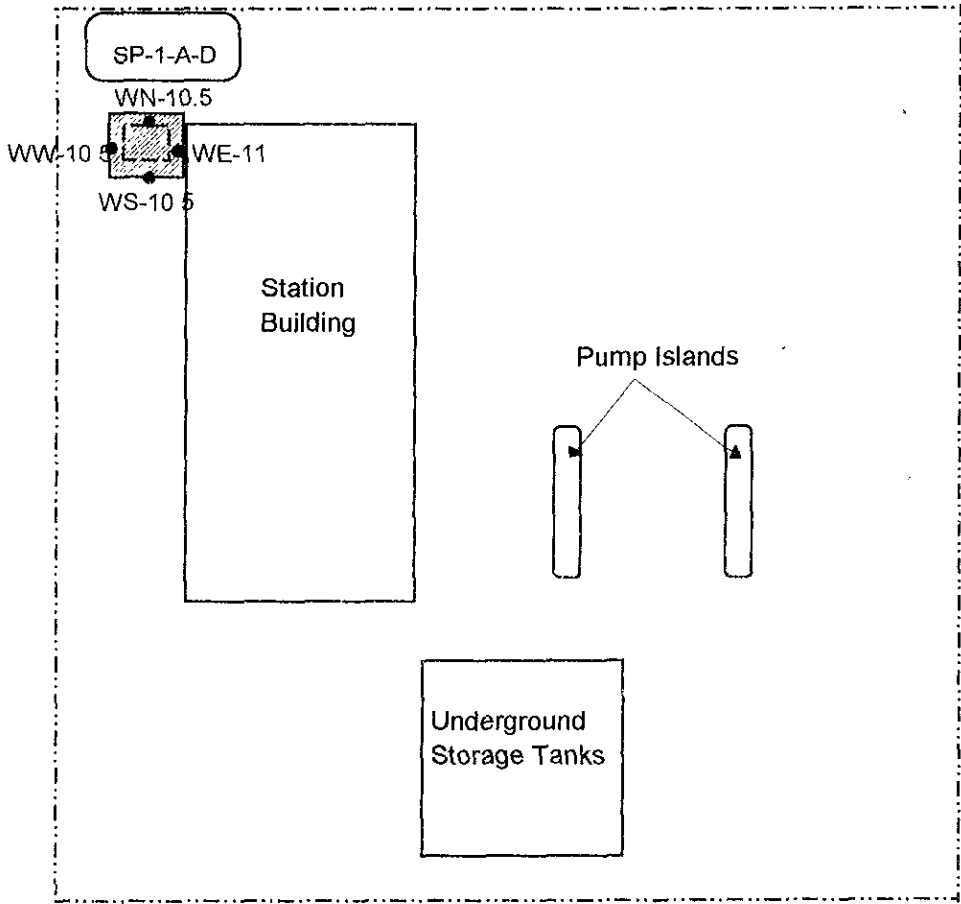
1

PROJECT NO
1583-1

DATE
5/30/95



DRAWN BY
AMD

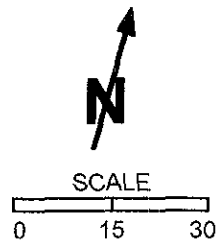
BASE MAP
BASE MAP: Cambria 1/95



MARTIN LUTHER KING JR. WAY

55th STREET

-  Excavation Area
-  Stockpiled Soil



SAMPLE LOCATIONS

CHEVRON SERVICE STATION # 9-1583
 5509 Martin Luther King Jr. Way
 Oakland, California

FIGURE

2

PROJECT NO.
1583-1

DATE
5/30/95

DRAWN BY:
AMD

BASE MAP:
BASE MAP: Cambria 1/95

APPENDIX A

LABORATORY RESULTS



Touchstone Development P.O. Box 2554 Santa Rosa, CA 95405	Client Proj. ID: 1583-1, Chevron 9-1583 Lab Proj. ID: 9504C98	Sampled: 04/17/95 Received: 04/19/95 Analyzed: see below Reported: 05/03/95
Attention: Jeff Monroe		

LABORATORY ANALYSIS

Analyte	Units	Date Analyzed	Detection Limit	Sample Results
Lab No: 9504C98-01 Sample Desc: SOLID,WE-11'				
Cadmium	mg/Kg	04/24/95	0.50	0.60
Chromium	mg/Kg	04/24/95	0.50	45
Lead	mg/Kg	04/24/95	5.0	N.D.
Nickel	mg/Kg	04/24/95	2.5	55
TRPH (SM 5520 E&F)	mg/Kg	04/25/95	50	770
Zinc	mg/Kg	04/24/95	0.50	72

Lab No: 9504C98-02 Sample Desc: SOLID,WW-10.5'				
Cadmium	mg/Kg	04/24/95	0.50	0.53
Chromium	mg/Kg	04/24/95	0.50	46
Lead	mg/Kg	04/24/95	5.0	N.D.
Nickel	mg/Kg	04/24/95	2.5	61
TRPH (SM 5520 E&F)	mg/Kg	04/25/95	50	220
Zinc	mg/Kg	04/24/95	0.50	68

Lab No: 9504C98-03 Sample Desc: SOLID,WN-10.5'				
TRPH (SM 5520 E&F)	mg/Kg	04/25/95	50	2700

Lab No: 9504C98-04 Sample Desc: SOLID,WS-10.5'				
TRPH (SM 5520 E&F)	mg/Kg	04/25/95	50	76

Lab No: 9504C98-05 Sample Desc: SOLID,SP-1 (A-D)				
TRPH (SM 5520 E&F)	mg/Kg	04/25/95	50	490

Analytes reported as N.D. were not present above the stated limit of detection.

SEQUOIA ANALYTICAL - ELAP #1210

Vickie Tague Clark
Project Manager





Touchstone Development P.O. Box 2554 Santa Rosa, CA 95405	Client Proj. ID: 1583-1, Chevron 9-1583 Sample Descript: WE-11' Matrix: SOLID Analysis Method: EPA 8010 Lab Number: 9504C98-01	Sampled: 04/17/95 Received: 04/19/95 Analyzed: 04/27/95 Reported: 05/03/95
---	--	---

QC Batch Number: GC0427958010EXA
Instrument ID: GCHP9


Halogenated Volatile Organics (EPA 8010)

Analyte	Detection Limit ug/Kg	Sample Results ug/Kg
Bromodichloromethane	5.0	N.D.
Bromoform	5.0	N.D.
Bromomethane	10	N.D.
Carbon Tetrachloride	5.0	N.D.
Chlorobenzene	5.0	N.D.
Chloroethane	10	N.D.
2-Chloroethylvinyl ether	10	N.D.
Chloroform	5.0	N.D.
Chloromethane	10	N.D.
Dibromochloromethane	5.0	N.D.
1,2-Dichlorobenzene	5.0	N.D.
1,3-Dichlorobenzene	5.0	N.D.
1,4-Dichlorobenzene	5.0	N.D.
1,1-Dichloroethane	5.0	N.D.
1,2-Dichloroethane	5.0	N.D.
1,1-Dichloroethene	5.0	N.D.
cis-1,2-Dichloroethene	5.0	N.D.
trans-1,2-Dichloroethene	5.0	N.D.
1,2-Dichloropropane	5.0	N.D.
cis-1,3-Dichloropropene	5.0	N.D.
trans-1,3-Dichloropropene	5.0	N.D.
Methylene chloride	50	N.D.
1,1,2,2-Tetrachloroethane	5.0	N.D.
Tetrachloroethene	5.0	N.D.
1,1,1-Trichloroethane	5.0	N.D.
1,1,2-Trichloroethane	5.0	N.D.
Trichloroethene	5.0	N.D.
Trichlorofluoromethane	5.0	N.D.
Vinyl chloride	10	N.D.

Surrogates	Control Limits %	% Recovery
1-Chloro-2-fluorobenzene	60 130	63

Analytes reported as N.D. were not present above the stated limit of detection.

SEQUOIA ANALYTICAL - ELAP #1210


Vickie Tague Clark
Project Manager





Touchstone Development P.O. Box 2554 Santa Rosa, CA 95405	Client Proj. ID: 1583-1, Chevron 9-1583 Sample Descript: WE-11' Matrix: SOLID Analysis Method: EPA 8270 Lab Number: 9504C98-01	Sampled: 04/17/95 Received: 04/19/95 Extracted: 04/21/95 Analyzed: 04/24/95 Reported: 05/03/95
---	--	--

QC Batch Number: MS0419958270EXA
Instrument ID: H5

Semivolatile Organics (EPA 8270)

Analyte	Detection Limit ug/Kg	Sample Results ug/Kg
Acenaphthene	250	N.D.
Acenaphthylene	250	N.D.
Anthracene	250	N.D.
Benzoic Acid	500	N.D.
Benzo(a)anthracene	250	N.D.
Benzo(b)fluoranthene	250	N.D.
Benzo(k)fluoranthene	250	N.D.
Benzo(g,h,i)perylene	250	N.D.
Benzo(a)pyrene	250	N.D.
Benzyl alcohol	250	N.D.
Bis(2-chloroethoxy)methane	250	N.D.
Bis(2-chloroethyl)ether	250	N.D.
Bis(2-chloroisopropyl)ether	250	N.D.
Bis(2-ethylhexyl)phthalate	500	N.D.
4-Bromophenyl phenyl ether	250	N.D.
Butyl benzyl phthalate	250	N.D.
4-Chloroaniline	500	N.D.
2-Chloronaphthalene	250	N.D.
4-Chloro-3-methylphenol	250	N.D.
2-Chlorophenol	250	N.D.
4-Chlorophenyl phenyl ether	250	N.D.
Chrysene	250	N.D.
Dibenzo(a,h)anthracene	250	N.D.
Dibenzofuran	250	N.D.
Di-n-butyl phthalate	500	N.D.
1,2-Dichlorobenzene	250	N.D.
1,3-Dichlorobenzene	250	N.D.
1,4-Dichlorobenzene	250	N.D.
3,3-Dichlorobenzidine	500	N.D.
2,4-Dichlorophenol	250	N.D.
Diethyl phthalate	250	N.D.
2,4-Dimethylphenol	250	N.D.
Dimethyl phthalate	250	N.D.
4,6-Dinitro-2-methylphenol	500	N.D.
2,4-Dinitrophenol	500	N.D.





Sequoia Analytical

680 Chesapeake Drive
404 N. Wiget Lane
819 Striker Avenue, Suite 8

Redwood City, CA 94063
Walnut Creek, CA 94598
Sacramento, CA 95834

(415) 364-9600
(510) 988-9600
(916) 921-9600

FAX (415) 364-9233
FAX (510) 988-9673
FAX (916) 921-0100

Touchstone Development P.O. Box 2554 Santa Rosa, CA 95405 Attention: Jeff Monroe	Client Proj. ID: 1583-1, Chevron 9-1583 Sample Descript: WE-11' Matrix: SOLID Analysis Method: EPA 8270 Lab Number: 9504C98-01	Sampled: 04/17/95 Received: 04/19/95 Extracted: 04/21/95 Analyzed: 04/24/95 Reported: 05/03/95
---	--	--

QC Batch Number: MS0419958270EXA
Instrument ID: H5

Analyte	Detection Limit ug/Kg	Sample Results ug/Kg
2,4-Dinitrotoluene	250	N.D.
2,6-Dinitrotoluene	250	N.D.
Di-n-octyl phthalate	250	N.D.
Fluoranthene	250	N.D.
Fluorene	250	N.D.
Hexachlorobenzene	250	N.D.
Hexachlorobutadiene	250	N.D.
Hexachlorocyclopentadiene	500	N.D.
Hexachloroethane	250	N.D.
Indeno(1,2,3-cd)pyrene	250	N.D.
Isophorone	250	N.D.
2-Methylnaphthalene	250	N.D.
2-Methylphenol	250	N.D.
4-Methylphenol	250	N.D.
Naphthalene	250	N.D.
2-Nitroaniline	500	N.D.
3-Nitroaniline	500	N.D.
4-Nitroaniline	500	N.D.
Nitrobenzene	250	N.D.
2-Nitrophenol	250	N.D.
4-Nitrophenol	500	N.D.
N-Nitrosodiphenylamine	250	N.D.
N-Nitroso-di-n-propylamine	250	N.D.
Pentachlorophenol	500	N.D.
Phenanthrene	250	N.D.
Phenol	250	N.D.
Pyrene	250	N.D.
1,2,4-Trichlorobenzene	250	N.D.
2,4,5-Trichlorophenol	500	N.D.
2,4,6-Trichlorophenol	250	N.D.

Surrogates	Control Limits %		% Recovery
2-Fluorophenol	25	121	73
Phenol-d5	24	113	86
Nitrobenzene-d5	23	120	77
2-Fluorobiphenyl	30	115	80
2,4,6-Tribromophenol	19	122	63
p-Terphenyl-d14	18	137	67

Analytes reported as N.D. were not present above the stated limit of detection.

SEQUOIA ANALYTICAL - ELAP #1210

Vickie Tague Clark
Project Manager





Touchstone Development P.O. Box 2554 Santa Rosa, CA 95405	Client Proj. ID: 1583-1, Chevron 9-1583 Sample Descript: WE-11' Matrix: SOLID Analysis Method: EPA 8015 Mod Lab Number: 9504C98-01	Sampled: 04/17/95 Received: 04/19/95 Extracted: 04/25/95 Analyzed: 04/26/95 Reported: 05/03/95
---	--	--


QC Batch Number: GC0425950HBPEXA
Instrument ID: GCHP5A

Total Extractable Petroleum Hydrocarbons (TEPH)

Analyte	Detection Limit mg/Kg	Sample Results mg/Kg
TEPH as Diesel Chromatogram Pattern: Unidentified HC	20	75 C12-C24
Surrogates	Control Limits %	% Recovery
n-Pentacosane (C25)	50 150	0 Q

Analytes reported as N.D. were not present above the stated limit of detection.

SEQUOIA ANALYTICAL - ELAP #1210


Vickie Tague Clark
Project Manager





Touchstone Development	Client Proj. ID: 1583-1, Chevron 9-1583	Sampled: 04/17/95
P.O. Box 2554	Sample Descript: WE-11'	Received: 04/19/95
Santa Rosa, CA 95405	Matrix: SOLID	Extracted: 04/21/95
Attention: Jeff Monroe	Analysis Method: 8015Mod/8020	Analyzed: 04/24/95
	Lab Number: 9504C98-01	Reported: 05/03/95

QC Batch Number: GC042195BTEXEXB
Instrument ID: GCHP18


Total Purgeable Petroleum Hydrocarbons (TPPH) with BTEX

Analyte	Detection Limit mg/Kg	Sample Results mg/Kg
TPPH as Gas	1.0	N.D.
Benzene	0.0050	N.D.
Toluene	0.0050	N.D.
Ethyl Benzene	0.0050	N.D.
Xylenes (Total)	0.0050	N.D.
Chromatogram Pattern:		

Surrogates	Control Limits %	% Recovery
Trifluorotoluene	70 130	73

Analytes reported as N.D. were not present above the stated limit of detection.

SEQUOIA ANALYTICAL - ELAP #1210



 Vickie Tague Clark
 Project Manager





Touchstone Development P.O. Box 2554 Santa Rosa, CA 95405	Client Proj. ID: 1583-1, Chevron 9-1583 Sample Descript: WW-10.5' Matrix: SOLID Analysis Method: EPA 8010 Lab Number: 9504C98-02	Sampled: 04/17/95 Received: 04/19/95 Analyzed: 04/27/95 Reported: 05/03/95
---	--	---

QC Batch Number: GC0427958010EXA
Instrument ID: GCHP9

Halogenated Volatile Organics (EPA 8010)

Analyte	Detection Limit ug/Kg	Sample Results ug/Kg
Bromodichloromethane	5.0	N.D.
Bromoform	5.0	N.D.
Bromomethane	10	N.D.
Carbon Tetrachloride	5.0	N.D.
Chlorobenzene	5.0	N.D.
Chloroethane	10	N.D.
2-Chloroethylvinyl ether	10	N.D.
Chloroform	5.0	N.D.
Chloromethane	10	N.D.
Dibromochloromethane	5.0	N.D.
1,2-Dichlorobenzene	5.0	N.D.
1,3-Dichlorobenzene	5.0	N.D.
1,4-Dichlorobenzene	5.0	N.D.
1,1-Dichloroethane	5.0	N.D.
1,2-Dichloroethane	5.0	N.D.
1,1-Dichloroethene	5.0	N.D.
cis-1,2-Dichloroethene	5.0	N.D.
trans-1,2-Dichloroethene	5.0	N.D.
1,2-Dichloropropane	5.0	N.D.
cis-1,3-Dichloropropene	5.0	N.D.
trans-1,3-Dichloropropene	5.0	N.D.
Methylene chloride	50	N.D.
1,1,1,2-Tetrachloroethane	5.0	N.D.
Tetrachloroethene	5.0	N.D.
1,1,1-Trichloroethane	5.0	N.D.
1,1,2-Trichloroethane	5.0	N.D.
Trichloroethene	5.0	N.D.
Trichlorofluoromethane	5.0	N.D.
Vinyl chloride	10	N.D.

Surrogates	Control Limits %	% Recovery
1-Chloro-2-fluorobenzene	60 130	68

Analytes reported as N.D. were not present above the stated limit of detection.

SEQUOIA ANALYTICAL - ELAP #1210

Vickie Tague Clark
Project Manager





Touchstone Development P.O. Box 2554 Santa Rosa, CA 95405	Client Proj. ID: 1583-1, Chevron 9-1583 Sample Descript: WW-10.5' Matrix: SOLID Analysis Method: EPA 8270 Lab Number: 9504C98-02	Sampled: 04/17/95 Received: 04/19/95 Analyzed: 04/24/95 Reported: 05/03/95
---	--	---

QC Batch Number: MS0419958270EXA
Instrument ID: H5

Semivolatile Organics (EPA 8270)

Analyte	Detection Limit ug/Kg	Sample Results ug/Kg
Acenaphthene	250	N.D.
Acenaphthylene	250	N.D.
Anthracene	250	N.D.
Benzoic Acid	500	N.D.
Benzo(a)anthracene	250	N.D.
Benzo(b)fluoranthene	250	N.D.
Benzo(k)fluoranthene	250	N.D.
Benzo(g,h,i)perylene	250	N.D.
Benzo(a)pyrene	250	N.D.
Benzyl alcohol	250	N.D.
Bis(2-chloroethoxy)methane	250	N.D.
Bis(2-chloroethyl)ether	250	N.D.
Bis(2-chloroisopropyl)ether	250	N.D.
Bis(2-ethylhexyl)phthalate	500	N.D.
4-Bromophenyl phenyl ether	250	N.D.
Butyl benzyl phthalate	250	N.D.
4-Chloroaniline	500	N.D.
2-Chloronaphthalene	250	N.D.
4-Chloro-3-methylphenol	250	N.D.
2-Chlorophenol	250	N.D.
4-Chlorophenyl phenyl ether	250	N.D.
Chrysene	250	N.D.
Dibenzo(a,h)anthracene	250	N.D.
Dibenzofuran	250	N.D.
Di-n-butyl phthalate	500	N.D.
1,2-Dichlorobenzene	250	N.D.
1,3-Dichlorobenzene	250	N.D.
1,4-Dichlorobenzene	250	N.D.
3,3-Dichlorobenzidine	500	N.D.
2,4-Dichlorophenol	250	N.D.
Diethyl phthalate	250	N.D.
2,4-Dimethylphenol	250	N.D.
Dimethyl phthalate	250	N.D.
4,6-Dinitro-2-methylphenol	500	N.D.
2,4-Dinitrophenol	500	N.D.





Touchstone Development P.O. Box 2554 Santa Rosa, CA 95405	Client Proj. ID: 1583-1, Chevron 9-1583 Sample Descript: WW-10.5' Matrix: SOLID Analysis Method: EPA 8270 Lab Number: 9504C98-02	Sampled: 04/17/95 Received: 04/19/95 Analyzed: 04/24/95 Reported: 05/03/95
---	--	---

QC Batch Number: MS0419958270EXA
Instrument ID: H5

Analyte	Detection Limit ug/Kg	Sample Results ug/Kg
2,4-Dinitrotoluene	250	N.D.
2,6-Dinitrotoluene	250	N.D.
Di-n-octyl phthalate	250	N.D.
Fluoranthene	250	N.D.
Fluorene	250	N.D.
Hexachlorobenzene	250	N.D.
Hexachlorobutadiene	250	N.D.
Hexachlorocyclopentadiene	500	N.D.
Hexachloroethane	250	N.D.
Indeno(1,2,3-cd)pyrene	250	N.D.
Isophorone	250	N.D.
2-Methylnaphthalene	250	N.D.
2-Methylphenol	250	N.D.
4-Methylphenol	250	N.D.
Naphthalene	250	N.D.
2-Nitroaniline	500	N.D.
3-Nitroaniline	500	N.D.
4-Nitroaniline	500	N.D.
Nitrobenzene	250	N.D.
2-Nitrophenol	250	N.D.
4-Nitrophenol	500	N.D.
N-Nitrosodiphenylamine	250	N.D.
N-Nitroso-di-n-propylamine	250	N.D.
Pentachlorophenol	500	N.D.
Phenanthrene	250	N.D.
Phenol	250	N.D.
Pyrene	250	N.D.
1,2,4-Trichlorobenzene	250	N.D.
2,4,5-Trichlorophenol	500	N.D.
2,4,6-Trichlorophenol	250	N.D.

Surrogates	Control Limits %		% Recovery
2-Fluorophenol	25	121	67
Phenol-d5	24	113	80
Nitrobenzene-d5	23	120	71
2-Fluorobiphenyl	30	115	74
2,4,6-Tribromophenol	19	122	58
p-Terphenyl-d14	18	137	72

Analytes reported as N.D. were not present above the stated limit of detection.

SEQUOIA ANALYTICAL - ELAP #1210

Vickie Tague Clark
Project Manager





Touchstone Development
P.O. Box 2554
Santa Rosa, CA 95405

Attention: Jeff Monroe

Client Proj. ID: 1583-1, Chevron 9-1583
Sample Descript: WW-10.5'
Matrix: SOLID
Analysis Method: EPA 8015 Mod
Lab Number: 9504C98-02

Sampled: 04/17/95
Received: 04/19/95
Extracted: 04/25/95
Analyzed: 04/26/95
Reported: 05/03/95

QC Batch Number: GC0425950HBPEXA
Instrument ID: GCHP4A

Total Extractable Petroleum Hydrocarbons (TEPH)

Analyte	Detection Limit mg/Kg	Sample Results mg/Kg
TEPH as Diesel Chromatogram Pattern:	1.0	N.D.
Surrogates	Control Limits %	% Recovery
n-Pentacosane (C25)	50 150	88

Analytes reported as N.D. were not present above the stated limit of detection.

SEQUOIA ANALYTICAL - ELAP #1210

Vickie Tague Clark
Project Manager





Touchstone Development	Client Proj. ID: 1583-1, Chevron 9-1583	Sampled: 04/17/95
P.O. Box 2554	Sample Descript: WW-10.5'	Received: 04/19/95
Santa Rosa, CA 95405	Matrix: SOLID	Extracted: 04/21/95
Attention: Jeff Monroe	Analysis Method: 8015Mod/8020	Analyzed: 04/22/95
	Lab Number: 9504C98-02	Reported: 05/03/95

QC Batch Number: GC042195BTEXEXB
Instrument ID: GCHP01

Total Purgeable Petroleum Hydrocarbons (TPPH) with BTEX

Analyte	Detection Limit mg/Kg	Sample Results mg/Kg
TPPH as Gas	1.0	N.D.
Benzene	0.0050	N.D.
Toluene	0.0050	N.D.
Ethyl Benzene	0.0050	N.D.
Xylenes (Total)	0.0050	N.D.
Chromatogram Pattern:		
Surrogates	Control Limits %	% Recovery
Trifluorotoluene	70 130	98

Analytes reported as N.D. were not present above the stated limit of detection.

SEQUOIA ANALYTICAL - ELAP #1210

Vickie Tague Clark
Project Manager





Touchstone Development	Client Proj. ID: 1583-1, Chevron 9-1583	Sampled: 04/17/95
P.O. Box 2554	Sample Descript: SP-1 (A-D)	Received: 04/19/95
Santa Rosa, CA 95405	Matrix: SOLID	
	Analysis Method: EPA 8010	Analyzed: 04/28/95
Attention: Jeff Monroe	Lab Number: 9504C98-05	Reported: 05/03/95

QC Batch Number: GC0427958010EXA
Instrument ID: GCHP9

Halogenated Volatile Organics (EPA 8010)

Analyte	Detection Limit ug/Kg	Sample Results ug/Kg
Bromodichloromethane	5.0	N.D.
Bromoform	5.0	N.D.
Bromomethane	10	N.D.
Carbon Tetrachloride	5.0	N.D.
Chlorobenzene	5.0	N.D.
Chloroethane	10	N.D.
2-Chloroethylvinyl ether	10	N.D.
Chloroform	5.0	N.D.
Chloromethane	10	N.D.
Dibromochloromethane	5.0	N.D.
1,2-Dichlorobenzene	5.0	N.D.
1,3-Dichlorobenzene	5.0	N.D.
1,4-Dichlorobenzene	5.0	N.D.
1,1-Dichloroethane	5.0	N.D.
1,2-Dichloroethane	5.0	N.D.
1,1-Dichloroethene	5.0	N.D.
cis-1,2-Dichloroethene	5.0	N.D.
trans-1,2-Dichloroethene	5.0	N.D.
1,2-Dichloropropane	5.0	N.D.
cis-1,3-Dichloropropene	5.0	N.D.
trans-1,3-Dichloropropene	5.0	N.D.
Methylene chloride	50	N.D.
1,1,2,2-Tetrachloroethane	5.0	N.D.
Tetrachloroethene	5.0	N.D.
1,1,1-Trichloroethane	5.0	N.D.
1,1,2-Trichloroethane	5.0	N.D.
Trichloroethene	5.0	N.D.
Trichlorofluoromethane	5.0	N.D.
Vinyl chloride	10	N.D.
Surrogates	Control Limits %	% Recovery
1-Chloro-2-fluorobenzene	60 130	68

Analytes reported as N.D. were not present above the stated limit of detection.

SEQUOIA ANALYTICAL - ELAP #1210

Vickie Tague Clark
Project Manager





Touchstone Development
P.O. Box 2554
Santa Rosa, CA 95405

Client Proj. ID: 1583-1, Chevron 9-1583
Sample Descript: SP-1 (A-D)
Matrix: SOLID
Analysis Method: EPA 8270
Lab Number: 9504C98-05

Sampled: 04/17/95
Received: 04/19/95
Extracted: 04/21/95
Analyzed: 04/25/95
Reported: 05/03/95

QC Batch Number: MS0419958270EXA
Instrument ID: H5

Semivolatile Organics (EPA 8270)

Analyte	Detection Limit ug/Kg	Sample Results ug/Kg
Acenaphthene	2500	N.D.
Acenaphthylene	2500	N.D.
Anthracene	2500	N.D.
Benzoic Acid	5000	N.D.
Benzo(a)anthracene	2500	N.D.
Benzo(b)fluoranthene	2500	N.D.
Benzo(k)fluoranthene	2500	N.D.
Benzo(g,h,i)perylene	2500	N.D.
Benzo(a)pyrene	2500	N.D.
Benzyl alcohol	2500	N.D.
Bis(2-chloroethoxy)methane	2500	N.D.
Bis(2-chloroethyl)ether	2500	N.D.
Bis(2-chloroisopropyl)ether	2500	N.D.
Bis(2-ethylhexyl)phthalate	5000	N.D.
4-Bromophenyl phenyl ether	2500	N.D.
Butyl benzyl phthalate	2500	N.D.
4-Chloroaniline	5000	N.D.
2-Chloronaphthalene	2500	N.D.
4-Chloro-3-methylphenol	2500	N.D.
2-Chlorophenol	2500	N.D.
4-Chlorophenyl phenyl ether	2500	N.D.
Chrysene	2500	N.D.
Dibenzo(a,h)anthracene	2500	N.D.
Dibenzofuran	2500	N.D.
Di-n-butyl phthalate	5000	N.D.
1,2-Dichlorobenzene	2500	N.D.
1,3-Dichlorobenzene	2500	N.D.
1,4-Dichlorobenzene	2500	N.D.
3,3-Dichlorobenzidine	5000	N.D.
2,4-Dichlorophenol	2500	N.D.
Diethyl phthalate	2500	N.D.
2,4-Dimethylphenol	2500	N.D.
Dimethyl phthalate	2500	N.D.
4,6-Dinitro-2-methylphenol	5000	N.D.
2,4-Dinitrophenol	5000	N.D.





Sequoia Analytical

680 Chesapeake Drive Redwood City, CA 94063 (415) 364-9600 FAX (415) 364-9233
 404 N. Wiget Lane Walnut Creek, CA 94598 (510) 988-9600 FAX (510) 988-9673
 819 Striker Avenue, Suite 8 Sacramento, CA 95834 (916) 921-9600 FAX (916) 921-0100

Touchstone Development P.O. Box 2554 Santa Rosa, CA 95405	Client Proj. ID: 1583-1, Chevron 9-1583 Sample Descript: SP-1 (A-D) Matrix: SOLID Analysis Method: EPA 8270 Lab Number: 9504C98-05	Sampled: 04/17/95 Received: 04/19/95 Extracted: 04/21/95 Analyzed: 04/25/95 Reported: 05/03/95
---	--	--

QC Batch Number: MS0419958270EXA
Instrument ID: H5

Analyte	Detection Limit ug/Kg	Sample Results ug/Kg
2,4-Dinitrotoluene	2500	N.D.
2,6-Dinitrotoluene	2500	N.D.
Di-n-octyl phthalate	2500	N.D.
Fluoranthene	2500	N.D.
Fluorene	2500	N.D.
Hexachlorobenzene	2500	N.D.
Hexachlorobutadiene	2500	N.D.
Hexachlorocyclopentadiene	5000	N.D.
Hexachloroethane	2500	N.D.
Indeno(1,2,3-cd)pyrene	2500	N.D.
Isophorone	2500	N.D.
2-Methylnaphthalene	2500	N.D.
2-Methylphenol	2500	N.D.
4-Methylphenol	2500	N.D.
Naphthalene	2500	N.D.
2-Nitroaniline	5000	N.D.
3-Nitroaniline	5000	N.D.
4-Nitroaniline	5000	N.D.
Nitrobenzene	2500	N.D.
2-Nitrophenol	2500	N.D.
4-Nitrophenol	5000	N.D.
N-Nitrosodiphenylamine	2500	N.D.
N-Nitroso-di-n-propylamine	2500	N.D.
Pentachlorophenol	5000	N.D.
Phenanthrene	2500	N.D.
Phenol	2500	N.D.
Pyrene	2500	N.D.
1,2,4-Trichlorobenzene	2500	N.D.
2,4,5-Trichlorophenol	5000	N.D.
2,4,6-Trichlorophenol	2500	N.D.

Surrogates	Control Limits %		% Recovery
2-Fluorophenol	25	121	84
Phenol-d5	24	113	100
Nitrobenzene-d5	23	120	82
2-Fluorobiphenyl	30	115	91
2,4,6-Tribromophenol	19	122	52
p-Terphenyl-d14	18	137	69

Analytes reported as N.D. were not present above the stated limit of detection.

SEQUOIA ANALYTICAL - ELAP #1210

Vickie Tague Clark
Project Manager






Touchstone Development P.O. Box 2554 Santa Rosa, CA 95405	Client Proj. ID: 1583-1, Chevron 9-1583 Sample Descript: SP-1 (A-D) Matrix: SOLID Analysis Method: Title 22 Lab Number: 9504C98-05	Sampled: 04/17/95 Received: 04/19/95 Analyzed: Reported: 05/03/95
---	--	--

Inorganic Persistent and Bioaccumulative Toxic Substances : TTLC

Analyte	Max. Limit mg/Kg	Detection Limit mg/Kg	Sample Results mg/Kg
Antimony, Sb	500	5.0	19
Arsenic, As	500	5.0	N.D.
Barium, Ba	10000	5.0	190
Beryllium, Be	75	0.50	0.60
Cadmium, Cd	100	0.50	0.75
Chromium, Cr	2500	0.50	44
Chromium, Cr (VI)	500	0.050	-
Cobalt, Co	8000	2.5	11
Copper, Cu	2500	0.50	55
Lead, Pb	1000	5.0	21
Mercury, Hg	20	0.010	0.044
Molybdenum, Mo	3500	2.5	N.D.
Nickel, Ni	2000	2.5	50
Selenium, Se	100	5.0	N.D.
Silver, Ag	500	0.50	N.D.
Thallium, Tl	700	5.0	N.D.
Vanadium, V	2400	2.5	35
Zinc, Zn	5000	0.50	90
Asbestos, fibers/g	10000		--
Fluoride salts	18000	1.0	--

Analytes reported as N.D. were not present above the stated limit of detection.

SEQUOIA ANALYTICAL - ELAP #1210


Vickie Tague Clark
Project Manager





Touchstone Development P.O. Box 2554 Santa Rosa, CA 95405	Client Proj. ID: 1583-1, Chevron 9-1583 Sample Descript: SP-1 (A-D) Matrix: SOLID Analysis Method: EPA 8015 Mod Lab Number: 9504C98-05	Sampled: 04/17/95 Received: 04/19/95 Extracted: 04/25/95 Analyzed: 04/27/95 Reported: 05/03/95
---	--	--

QC Batch Number: GC0425950HBPEXA
Instrument ID: GCHP4A

Total Extractable Petroleum Hydrocarbons (TEPH)

Analyte	Detection Limit mg/Kg	Sample Results mg/Kg
TEPH as Diesel Chromatogram Pattern: Unidentified HC	5.0	31 C10-C24

Surrogates	Control Limits %	% Recovery
n-Pentacosane (C25)	50 150	0 Q

Analytes reported as N.D. were not present above the stated limit of detection.

SEQUOIA ANALYTICAL - ELAP #1210

Vickie Tague Clark
Project Manager





Touchstone Development	Client Proj. ID: 1583-1, Chevron 9-1583	Sampled: 04/17/95
P.O. Box 2554	Sample Descript: SP-1 (A-D)	Received: 04/19/95
Santa Rosa, CA 95405	Matrix: SOLID	Extracted: 04/21/95
	Analysis Method: 8015Mod/8020	Analyzed: 04/22/95
Attention: Jeff Monroe	Lab Number: 9504C98-05	Reported: 05/03/95

QC Batch Number: GC042195BTEXEXB
Instrument ID: GCHP01

Total Purgeable Petroleum Hydrocarbons (TPPH) with BTEX

Analyte	Detection Limit mg/Kg	Sample Results mg/Kg
TPPH as Gas	1.0	N.D.
Benzene	0.0050	N.D.
Toluene	0.0050	0.017
Ethyl Benzene	0.0050	0.0062
Xylenes (Total)	0.0050	0.033
Chromatogram Pattern: Weathered Gas		C7-C12

Surrogates	Control Limits %	% Recovery
Trifluorotoluene	70 130	98

Analytes reported as N.D. were not present above the stated limit of detection.

SEQUOIA ANALYTICAL - ELAP #1210

Vickie Tague Clark
Project Manager





Touchstone Development P.O. Box 2554 Santa Rosa, CA 95405 Attention: Jeff Monroe	Client Proj. ID: 1583-1, Chevron 9-1583 Lab Proj. ID: 9504C98	Received: 04/19/95 Reported: 05/03/95
---	--	--

LABORATORY NARRATIVE

EPA 8270 Analysis:

The internal standard area count for sample SP-1 (A-D) was below acceptance limits. The sample was rediluted and reshot with the same results. The results for this analysis are, therefore, estimates.

The detection limits for the following analyses have been raised:

Sample	Analysis	Factor	Reason
WE-11'	TEPH as Diesel	20	
SP-1 (A-D)	TEPH as Diesel	5	
SP-1 (A-D)	EPA 8270	10	See 8270 analysis note above.

Q: Surrogate diluted out.

SEQUOIA ANALYTICAL

Vickie Tague Clark
Project Manager





Touchstone Developments P.O. Box 2554 Santa Rosa, CA 95405 Attention: Jeff Monroe	Client Project ID: 1583-1, Chevron 9-1583 Matrix: Solid Work Order #: 9504C98 -01-5	Reported: May 8, 1995
--	---	-----------------------

QUALITY CONTROL DATA REPORT

Analyte: Total Recoverable Petroleum Hydrocarb.
QC Batch#: OP0424955520EXB
Analy. Method: SM 5520 EF
Prep. Method: EPA 3550

Analyst: C. Garde
MS/MSD #: 9504C9801
Sample Conc.: 770
Prepared Date: 4/24/95
Analyzed Date: 4/25/95
Instrument I.D.#: Manual
Conc. Spiked: 1000 mg/Kg

Result: 760
MS % Recovery: 10

Dup. Result: 560
MSD % Recov.: 0.0

RPD: 19
RPD Limit: 0-50

LCS #: BLK042495
Prepared Date: 4/24/95
Analyzed Date: 4/25/95
Instrument I.D.#: Manual
Conc. Spiked: 1000 mg/Kg
LCS Result: 870
LCS % Recov.: 87

MS/MSD	60-140
LCS	70-110
Control Limits	

Please Note:
The LCS is a control sample of known, interferent-free matrix that is analyzed using the same reagents, preparation, and analytical methods employed for the samples. The matrix spike is an aliquot of sample fortified with known quantities of specific compounds and subjected to the entire analytical procedure. If the recovery of analytes from the matrix spike does not fall within specified control limits due to matrix interference, the LCS recovery is to be used to validate the batch.

SEQUOIA ANALYTICAL

Vickie Tague Clark
Project Manager

** MS=Matrix Spike, MSD=MS Duplicate, RPD=Relative % Difference

9504C98.TTT <1>





Touchstone Developments
P.O. Box 2554
Santa Rosa, CA 95405
Attention: Jeff Monroe

Client Project ID: 1583-1, Chevron 9-1583
Matrix: Solid

Work Order #: 9504C98-01-2, 5

Reported: May 8, 1995

QUALITY CONTROL DATA REPORT

Analyte:	1,1-Dichloro-ethene	Trichloro-ethene	Chloro-benzene
QC Batch#:	GC0427958010EXA	GC0427958010EXA	GC0427958010EXA
Analy. Method:	EPA 8010	EPA 8010	EPA 8010
Prep. Method:	EPA 5030	EPA 5030	EPA 5030

Analyst:	B. Fletcher	B. Fletcher	B. Fletcher
MS/MSD #:	9504F4601	9504F4601	9504F4601
Sample Conc.:	N.D.	N.D.	N.D.
Prepared Date:	4/26/95	4/26/95	4/26/95
Analyzed Date:	4/27/95	4/27/95	4/27/95
Instrument I.D.#:	GCHP16	GCHP16	GCHP16
Conc. Spiked:	25 µg/Kg	25 µg/Kg	25 µg/Kg

Result:	23	21	18
MS % Recovery:	92	84	72

Dup. Result:	24	22	19
MSD % Recov.:	96	88	76

RPD:	4.3	4.7	5.4
RPD Limit:	0-50	0-50	0-50

LCS #:	BLK042695	BLK042695	BLK042695
Prepared Date:	4/26/95	4/26/95	4/26/95
Analyzed Date:	4/27/95	4/27/95	4/27/95
Instrument I.D.#:	GCHP16	GCHP16	GCHP16
Conc. Spiked:	25 µg/Kg	25 µg/Kg	25 µg/Kg
LCS Result:	26	23	19
LCS % Recov.:	104	92	76

MS/MSD			
LCS	28-167	35-146	38-150
Control Limits			

Please Note:

The LCS is a control sample of known, interferent-free matrix that is analyzed using the same reagents, preparation, and analytical methods employed for the samples. The matrix spike is an aliquot of sample fortified with known quantities of specific compounds and subjected to the entire analytical procedure. If the recovery of analytes from the matrix spike does not fall within specified control limits due to matrix interference, the LCS recovery is to be used to validate the batch.

** MS = Matrix Spike, MSD = MS Duplicate, RPD = Relative % Difference

SEQUOIA ANALYTICAL

Vickie Tague Clark

Vickie Tague Clark
Project Manager

9504C98.TTT <2>





Touchstone Developments	Client Project ID: 1583-1, Chevron 9-1583
P.O. Box 2554	Matrix: Solid
Santa Rosa, CA 95405	
Attention: Jeff Monroe	Work Order #: 9504C98-01-2, 5
	Reported: May 8, 1995

QUALITY CONTROL DATA REPORT

Analyte:	Phenol	2-Chlorophenol	1,4-Dichloro benzene	N-Nitroso-Di-N-propylamine
QC Batch#:	MS0419958270EXA	MS0419958270EXA	MS0419958270EXA	MS0419958270EXA
Analy. Method:	EPA 8270	EPA 8270	EPA 8270	EPA 8270
Prep. Method:	EPA 3550	EPA 3550	EPA 3550	EPA 3550

Analyst:	E. Manuel	E. Manuel	E. Manuel	E. Manuel
MS/MSD #:	9504B5601	9504B5601	9504B5601	9504B5601
Sample Conc.:	N.D.	N.D.	N.D.	N.D.
Prepared Date:	4/19/95	4/19/95	4/19/95	4/19/95
Analyzed Date:	4/20/95	4/20/95	4/20/95	4/20/95
Instrument I.D.#:	H5	H5	H5	H5
Conc. Spiked:	3300 µg/Kg	3300 µg/Kg	3300 µg/Kg	3300 µg/Kg
Result:	2500	2400	2000	2500
MS % Recovery:	76	73	61	76
Dup. Result:	2400	2300	2000	2400
MSD % Recov.:	73	70	61	73
RPD:	4.1	4.3	0.0	4.1
RPD Limit:	0-50	0-50	0-50	0-50

LCS #:	-	-	-	-
Prepared Date:	-	-	-	-
Analyzed Date:	-	-	-	-
Instrument I.D.#:	-	-	-	-
Conc. Spiked:	-	-	-	-
LCS Result:	-	-	-	-
LCS % Recov.:	-	-	-	-

MS/MSD				
LCS	5-112	23-134	20-124	DL-230
Control Limits				

SEQUOIA ANALYTICAL

Vickie Tague Clark
Project Manager

Please Note:
The LCS is a control sample of known, interferent-free matrix that is analyzed using the same reagents, preparation, and analytical methods employed for the samples. The matrix spike is an aliquot of sample fortified with known quantities of specific compounds and subjected to the entire analytical procedure. If the recovery of analytes from the matrix spike does not fall within specified control limits due to matrix interference, the LCS recovery is to be used to validate the batch.

** MS=Matrix Spike, MSD=MS Duplicate, RPD=Relative % Difference





Touchstone Developments
 P.O. Box 2554
 Santa Rosa, CA 95405
 Attention: Jeff Monroe

Client Project ID: 1583-1, Chevron 9-1583
 Matrix: Solid

Work Order #: 9504C98-01-2, 5

Reported: May 8, 1995

QUALITY CONTROL DATA REPORT

Analyte:	1,2,4-Trichloro benzene	4-Chloro-3 Methylphenol	Acenaphthene	4-Nitrophenol
QC Batch#:	MS0419958270EXA	MS0419958270EXA	MS0419958270EXA	MS0419958270EXA
Analy. Method:	EPA 8270	EPA 8270	EPA 8270	EPA 8270
Prep. Method:	EPA 3550	EPA 3550	EPA 3550	EPA 3550

Analyst:	E. Manuel	E. Manuel	E. Manuel	E. Manuel
MS/MSD #:	9504B5601	9504B5601	9504B5601	9504B5601
Sample Conc.:	N.D.	N.D.	N.D.	N.D.
Prepared Date:	4/19/95	4/19/95	4/19/95	4/19/95
Analyzed Date:	4/20/95	4/20/95	4/20/95	4/20/95
Instrument I.D.#:	H5	H5	H5	H5
Conc. Spiked:	3300 µg/Kg	3300 µg/Kg	3300 µg/Kg	3300 µg/Kg
Result:	2100	2400	2100	2000
MS % Recovery:	64	73	64	61
Dup. Result:	2000	2500	2200	2200
MSD % Recov.:	61	76	67	67
RPD:	4.9	4.1	4.7	9.5
RPD Limit:	0-50	0-50	0-50	0-50

LCS #:	-	-	-	-
Prepared Date:	-	-	-	-
Analyzed Date:	-	-	-	-
Instrument I.D.#:	-	-	-	-
Conc. Spiked:	-	-	-	-
LCS Result:	-	-	-	-
LCS % Recov.:	-	-	-	-

MS/MSD LCS Control Limits	44-142	22-147	47-145	DL-132
---------------------------	--------	--------	--------	--------

Please Note:

The LCS is a control sample of known, interferent-free matrix that is analyzed using the same reagents, preparation, and analytical methods employed for the samples. The matrix spike is an aliquot of sample fortified with known quantities of specific compounds and subjected to the entire analytical procedure. If the recovery of analytes from the matrix spike does not fall within specified control limits due to matrix interference, the LCS recovery is to be used to validate the batch.

** MS=Matrix Spike, MSD=MS Duplicate, RPD=Relative % Difference

SEQUOIA ANALYTICAL

Vickie Tague Clark
 Project Manager





Touchstone Developments
P.O. Box 2554
Santa Rosa, CA 95405
Attention: Jeff Monroe

Client Project ID: 1583-1, Chevron 9-1583
Matrix: Solid

Work Order #: 9504C98-01-2, 5

Reported: May 8, 1995

QUALITY CONTROL DATA REPORT

Analyte:	2,4-Dinitro-toluene	Pentachloro-phenol	Pyrene
QC Batch#:	MS0419958270EXA	MS0419958270EXA	MS0419958270EXA
Analy. Method:	EPA 8270	EPA 8270	EPA 8270
Prep. Method:	EPA 3550	EPA 3550	EPA 3550

Analyst:	E. Manuel	E. Manuel	E. Manuel
MS/MSD #:	9504B5601	9504B5601	9504B5601
Sample Conc.:	N.D.	N.D.	N.D.
Prepared Date:	4/19/95	4/19/95	4/19/95
Analyzed Date:	4/20/95	4/20/95	4/20/95
Instrument I.D.#:	H5	H5	H5
Conc. Spiked:	3300 µg/Kg	3300 µg/Kg	3300 µg/Kg

Result:	2100	2000	2700
MS % Recovery:	64	61	82

Dup. Result:	2200	2200	2900
MSD % Recov.:	67	67	88

RPD:	4.7	9.5	17
RPD Limit:	0-50	0-50	0-50

LCS #:	-	-	-
Prepared Date:	-	-	-
Analyzed Date:	-	-	-
Instrument I.D.#:	-	-	-
Conc. Spiked:	-	-	-
LCS Result:	-	-	-
LCS % Recov.:	-	-	-

MS/MSD			
LCS	39-139	14-176	52-115
Control Limits			

Please Note:

The LCS is a control sample of known, interferent-free matrix that is analyzed using the same reagents, preparation, and analytical methods employed for the samples. The matrix spike is an aliquot of sample fortified with known quantities of specific compounds and subjected to the entire analytical procedure. If the recovery of analytes from the matrix spike does not fall within specified control limits due to matrix interference, the LCS recovery is to be used to validate the batch.

** MS= Matrix Spike, MSD=MS Duplicate, RPD=Relative % Difference

SEQUOIA ANALYTICAL

Vickie Tague Clark
Vickie Tague Clark
Project Manager





Touchstone Developments
 P.O. Box 2554
 Santa Rosa, CA 95405
 Attention: Jeff Monroe

Client Project ID: 1583-1, Chevron 9-1583
 Matrix: Solid

Work Order #: 9504C98-01-2

Reported: May 8, 1995

QUALITY CONTROL DATA REPORT

Analyte:	Beryllium	Cadmium	Chromium	Nickel
QC Batch#:	ME0421956010MDC	ME0421956010MDC	ME0421956010MDC	ME0421956010MDC
Analy. Method:	EPA 6010	EPA 6010	EPA 6010	EPA 6010
Prep. Method:	EPA 3050	EPA 3050	EPA 3050	EPA 3050

Analyst:	S. O'Donnell	S. O'Donnell	S. O'Donnell	S. O'Donnell
MS/MSD #:	9504C9801	9504C9801	9504C9801	9504C9801
Sample Conc.:	N.D.	N.D.	46	55
Prepared Date:	4/21/95	4/21/95	4/21/95	4/21/95
Analyzed Date:	4/24/95	4/24/95	4/24/95	4/24/95
Instrument I.D.#:	MTJA2	MTJA2	MTJA2	MTJA2
Conc. Spiked:	100 mg/Kg	100 mg/Kg	100 mg/Kg	100 mg/Kg
Result:	97	96	150	150
MS % Recovery:	96	96	104	95
Dup. Result:	98	97	150	150
MSD % Recov.:	97	97	104	95
RPD:	1.0	1.0	0.0	0.0
RPD Limit:	0-30	0-30	0-30	0-30

LCS #:	BLK042195	BLK042195	BLK042195	BLK042195
Prepared Date:	4/21/95	4/21/95	4/21/95	4/21/95
Analyzed Date:	4/24/95	4/24/95	4/24/95	4/24/95
Instrument I.D.#:	MTJA2	MTJA2	MTJA2	MTJA2
Conc. Spiked:	100 mg/Kg	100 mg/Kg	100 mg/Kg	100 mg/Kg
LCS Result:	100	100	100	100
LCS % Recov.:	100	100	100	100

MS/MSD				
LCS	75-125	75-125	75-125	75-125
Control Limits				

Please Note:
 The LCS is a control sample of known, interferent-free matrix that is analyzed using the same reagents, preparation, and analytical methods employed for the samples. The matrix spike is an aliquot of sample fortified with known quantities of specific compounds and subjected to the entire analytical procedure. If the recovery of analytes from the matrix spike does not fall within specified control limits due to matrix interference, the LCS recovery is to be used to validate the batch.

SEQUOIA ANALYTICAL

Vickie Tague Clark
 Project Manager

** MS= Matrix Spike, MSD=MS Duplicate, RPD=Relative % Difference

9504C98.TTT <6>





Touchstone Developments
P.O. Box 2554
Santa Rosa, CA 95405
Attention: Jeff Monroe

Client Project ID: 1583-1, Chevron 9-1583
Matrix: Solid
Work Order #: 9504C98-01-2, 5

Reported: May 8, 1995

QUALITY CONTROL DATA REPORT

Analyte:	Benzene	Toluene	Ethyl Benzene	Xylenes	Diesel
QC Batch#:	GC042195BTEXEXB	GC042195BTEXEXB	GC042195BTEXEXB	GC042195BTEXEXB	GC0425950HBPEXA
Analy. Method:	EPA 8020	EPA 8020	EPA 8020	EPA 8020	EPA 8015 M
Prep. Method:	EPA 5030	EPA 5030	EPA 5030	EPA 5030	EPA 3550

Analyst:	A. Maralit	A. Maralit	A. Maralit	A. Maralit	T. Olive
MS/MSD #:	950489307	950489307	950489307	950489307	9504C5601
Sample Conc.:	N.D.	N.D.	N.D.	N.D.	N.D.
Prepared Date:	4/21/95	4/21/95	4/21/95	4/21/95	4/25/95
Analyzed Date:	4/22/95	4/22/95	4/22/95	4/22/95	4/27/95
Instrument I.D.#:	GCHP1	GCHP1	GCHP1	GCHP1	GCHP5
Conc. Spiked:	0.20 mg/Kg	0.20 mg/Kg	0.20 mg/Kg	0.60 mg/Kg	15 mg/Kg
Result:	0.18	0.19	0.18	0.55	-
MS % Recovery:	90	95	90	92	-
Dup. Result:	0.18	0.18	0.18	0.55	-
MSD % Recov.:	90	90	90	92	-
RPD:	0.0	5.4	0.0	0.0	-
RPD Limit:	0-50	0-50	0-50	0-50	-

LCS #:	-	-	-	-	BLK042595
Prepared Date:	-	-	-	-	4/25/95
Analyzed Date:	-	-	-	-	4/27/95
Instrument I.D.#:	-	-	-	-	GCHP5
Conc. Spiked:	-	-	-	-	15 mg/Kg
LCS Result:	-	-	-	-	11
LCS % Recov.:	-	-	-	-	73

MS/MSD LCS Control Limits	55-145	47-149	47-155	56-140	38-122
---------------------------------	--------	--------	--------	--------	--------

Please Note:

The LCS is a control sample of known, interferent-free matrix that is analyzed using the same reagents, preparation, and analytical methods employed for the samples. The matrix spike is an aliquot of sample fortified with known quantities of specific compounds and subjected to the entire analytical procedure. If the recovery of analytes from the matrix spike does not fall within specified control limits due to matrix interference, the LCS recovery is to be used to validate the batch.

SEQUOIA ANALYTICAL

Vickie Tague Clark
Project Manager

** MS = Matrix Spike, MSD = MS Duplicate, RPD = Relative % Difference

9504C98.TTT <7>





Touchstone Developments
P.O. Box 2554
Santa Rosa, CA 95405
Attention: Jeff Monroe

Client Project ID: 1583-1, Chevron 9-1583
Matrix: Solid

Work Order #: 9504C98-05

Reported: May 8, 1995

QUALITY CONTROL DATA REPORT

Analyte:	Beryllium	Cadmium	Chromium	Nickel	Mercury
QC Batch#:	ME0421956010MDD	ME0421956010MDD	ME0421956010MDD	ME0421956010MDD	ME0424957471M4B
Analy. Method:	EPA 6010	EPA 6010	EPA 6010	EPA 6010	EPA 7471
Prep. Method:	EPA 3050	EPA 3050	EPA 3050	EPA 3050	EPA 7471

Analyst:	S. O'Donnell	S. O'Donnell	S. O'Donnell	S. O'Donnell	M. Rocklein
MS/MSD #:	Sand	Sand	Sand	Sand	9504D8001
Sample Conc.:	N.D.	N.D.	N.D.	N.D.	0.022
Prepared Date:	4/21/95	4/21/95	4/21/95	4/21/95	4/24/95
Analyzed Date:	4/21/95	4/21/95	4/21/95	4/21/95	4/25/95
Instrument I.D.#:	MTJA2	MTJA2	MTJA2	MTJA2	MPE4
Conc. Spiked:	100 mg/Kg	100 mg/Kg	100 mg/Kg	100 mg/Kg	0.20 mg/Kg
Result:	100	100	100	100	0.20
MS % Recovery:	100	100	100	100	89
Dup. Result:	100	100	100	100	0.20
MSD % Recov.:	100	100	100	100	89
RPD:	0.0	0.0	0.0	0.0	0.0
RPD Limit:	0-30	0-30	0-30	0-30	0-30

LCS #:	BLK042195	BLK042195	BLK042195	BLK042195	LCS042495
Prepared Date:	4/21/95	4/21/95	4/21/95	4/21/95	4/24/95
Analyzed Date:	4/21/95	4/21/95	4/21/95	4/21/95	4/25/95
Instrument I.D.#:	MTJA2	MTJA2	MTJA2	MTJA2	MPE4
Conc. Spiked:	100 mg/Kg	100 mg/Kg	100 mg/Kg	100 mg/Kg	0.20 mg/Kg
LCS Result:	99	100	100	100	0.19
LCS % Recov.:	99	100	100	100	95

MS/MSD					
LCS	75-125	75-125	75-125	75-125	75-125
Control Limits					

Please Note:
The LCS is a control sample of known, interferent-free matrix that is analyzed using the same reagents, preparation, and analytical methods employed for the samples. The matrix spike is an aliquot of sample fortified with known quantities of specific compounds and subjected to the entire analytical procedure. If the recovery of analytes from the matrix spike does not fall within specified control limits due to matrix interference, the LCS recovery is to be used to validate the batch.

SEQUOIA ANALYTICAL

VTC Clark

Vickie Tague Clark
Project Manager

** MS = Matrix Spike, MSD = MS Duplicate, RPD = Relative % Difference

9504C98.TTT <8>



Fax copy of Lab Report and COC to Chevron Contact: Yes No

Chain-of-Custody-Record

Chevron U.S.A. Inc.
P.O. BOX 5004
San Ramon, CA 94583
FAX (415)842-9591

Chevron Facility Number 9-1583
Facility Address 5509 Martin Luther King Jr Blvd
Consultant Project Number 1583-1
Consultant Name Puckstone Developments
Address PO Box 2554 Santa Rosa, CA
Project Contact (Name) Jeff Monroe
(Phone) 707 538 8818 (Fax Number) 538 8812

Chevron Contact (Name) Steve Pratt
(Phone) 508 842-9181
Laboratory Name Sygnia
Laboratory Release Number _____
Samples Collected by (Name) Jeff Monroe
Collection Date 4-17-95
Signature Jeff Monroe

Sample Number	Lab Sample Number	Number of Containers	Matrix S = Soil W = Water C = Charcoal	A = Air C = Composite D = Discrete	Time	Sample Preservation	Iced (Yes or No)	Analytes To Be Performed											Remarks
								BTEX + TPH GAS (8020 + 8015)	TPH Diesel (8015)	Oil and Grease (5520)	Purgeable Halocarbons (8010)	Purgeable Aromatics (8020)	Purgeable Organics (8240)	Extractable Organics (8270)	Metals Cd, Cr, Pb, Zn, Ni (ICAP or AA)				
WF-11		1	S	D	13:50		Yes	X	X	X	X	X	X	X	X	X	X	01 A	15 Contracts
WW-10.5		↓	↓	↓	13:58		↓	X	X	X	X	X	X	X	X	X	X	02 A	
WN-10.5		↓	↓	↓	14:20		↓	X	X	X	X	X	X	X	X	X	X	03 A	
WS-10.5		↓	↓	↓	14:22		↓	X	X	X	X	X	X	X	X	X	X	04 A	
SP-1-a-d		4	↓	C	14:29		↓	X	X	X	X	X	X	X	X	X	X	05 A-D	

950498

5 Day TAT

Relinquished By (Signature) <u>[Signature]</u>	Organization <u>TD</u>	Date/Time <u>4/19 12:15</u>	Received By (Signature) <u>[Signature]</u>	Organization <u>Sygnia</u>	Date/Time <u>4-19</u>
Relinquished By (Signature) <u>[Signature]</u>	Organization <u>Sygnia</u>	Date/Time <u>4-19 4:00</u>	Received By (Signature) <u>[Signature]</u>	Organization <u>[Signature]</u>	Date/Time _____
Relinquished By (Signature) _____	Organization _____	Date/Time _____	Received For Laboratory By (Signature) <u>[Signature]</u>	Organization _____	Date/Time <u>4/19/95 1600</u>

Turn Around Time (Circle Choice)
24 Hrs.
48 Hrs.
5 Days
10 Days
As Contracted

COC-3.DWG/03.91/HCH