



SUMAR-3 PH 1: 65

Chevron Products Company
P.O. Box 6004
San Ramon, CA 94583

February 27, 1998

Ms. Susan Hugo
Alameda County Health Care Services
Department of Environmental Health
1131 Harbor Bay Parkway, Suite 250
Alameda, CA 94502-6577

Re: Chevron Service Station #9-1583
5509 Martin Luther King Way, Oakland, California

Dear Ms. Hugo:

Enclosed is the First Quarter Groundwater Monitoring report for 1998 that was prepared by our consultant Blaine Tech Services Inc., for the above noted site. The groundwater samples collected were analyzed for TPH-g, BTEX, MtBE, and TPH-motor oil constituents in monitoring wells MW-7 and MW-8, and analyzed for TPH-g, BTEX, and MtBE constituents for the remaining wells.

Monitoring wells MW-2, MW-4 and MW-5 were below method detection limits for all constituents. Wells MW-6 and MW-7 were below method detection limits for the TPH-g and BTEX constituents. The benzene concentration declined from the previous sampling event in monitoring wells MW-1, MW-3 and MW-8, with the highest concentration of 5.5 ppb in well MW-8. TPH-motor oil was below method detection limits for wells MW-7 and MW-8.


Depth to ground water varied from 6.70 feet to 11.22 feet below grade with a direction of flow varying southeasterly from wells MW-7 and MW-8 to wells MW-1, MW-2 and MW-3; and southerly from wells MW-1 and MW-2 to wells MW-5 and MW-6.

Monitoring wells MW-2, MW-4, MW-5 have been below method detection limits for TPH-g and BTEX constituents, for at least the last ten sampling events. Wells MW-1, MW-6 and MW-7 have had minimal impact from BTEX constituents for the last ten sampling events. Therefore, Chevron requests a change to the sampling program-this is our second request. ***Chevron requests that wells MW-4, MW-5 and MW-6 be sampled annually, with wells MW-1, MW-2, MW-3, MW-7 and MW-8 sampled semi-annually.***

February 27, 1998
Ms. Susan Hugo
Chevron Service Station #9-1583
Page 2

If you have any questions, call me at (510) 842-9136.

Sincerely,
CHEVRON PRODUCTS COMPANY

A handwritten signature in black ink, appearing to read "Philip R. Briggs". The signature is written in a cursive style with a large initial "P".

Philip R. Briggs
Site Assessment and Remediation Project Manager

Enclosure

cc. Mr. Bill Scudder, Chevron

BLAINE
TECH SERVICES, INC.

1680 ROGERS AVENUE
SAN JOSE, CALIFORNIA 95112
(408) 573-7771 FAX
(408) 573-0555 PHONE



February 24, 1998

Phil Briggs
Chevron U.S.A. Products Company
P.O. Box 6004
San Ramon, CA 94583-0904

1st Quarter 1998 Monitoring at 9-1583

First Quarter 1998 Groundwater Monitoring at
Chevron Service Station Number 9-1583
5509 Martin Luther King Jr. Way
Oakland, CA

Monitoring Performed on January 22, 1998

Groundwater Sampling Report 980122-T-2

This report covers the routine monitoring of groundwater wells at this Chevron facility. Blaine Tech Services, Inc.'s work at the site includes inspection, gauging, evacuation, purgewater containment, sample collection and sample handling in accordance with standard procedures that conform to Regional Water Quality Control Board requirements.

Routine field data collection includes depth to water, total well depth, thickness of any separate immiscible layer, water column volume, calculated volume of a three-case volume purge, elapsed evacuation time, total volume of water removed, and standard water parameter instrument readings. Sample material is collected, contained, stored, and transported to the laboratory in conformance with EPA standards. Purgewater is, likewise, collected and transported to McKittrick Waste Treatment Site for disposal.

Basic field information is presented alongside analytical values excerpted from the laboratory report in the cumulative table of **WELL DATA AND ANALYTICAL RESULTS**. The full analytical report for the most recent samples is located in the **Analytical Appendix**. The table


also contains new groundwater elevation calculations taken from the computer plotted gradient map which is located in the **Professional Engineering Appendix**.

At a minimum, Blaine Tech Services, Inc. field personnel are certified upon completion of a forty-hour Hazardous Materials and Emergency Response training course per 29 CFR 1910.120. Field personnel are also enrolled in annual eight hour refresher courses.

Blaine Tech Services, Inc. conducts sampling and documentation assignments of this type as an independent third party. In order to avoid compromising the objectivity necessary for the proper and disinterested performance of this work, Blaine Tech Services, Inc. concentrates on objective data collection and does not participate in the interpretation of analytical results, the definition of geological or hydrological conditions, the formulation of recommendations, or the marketing of remedial systems.

Please call if you have any questions.

Yours truly,

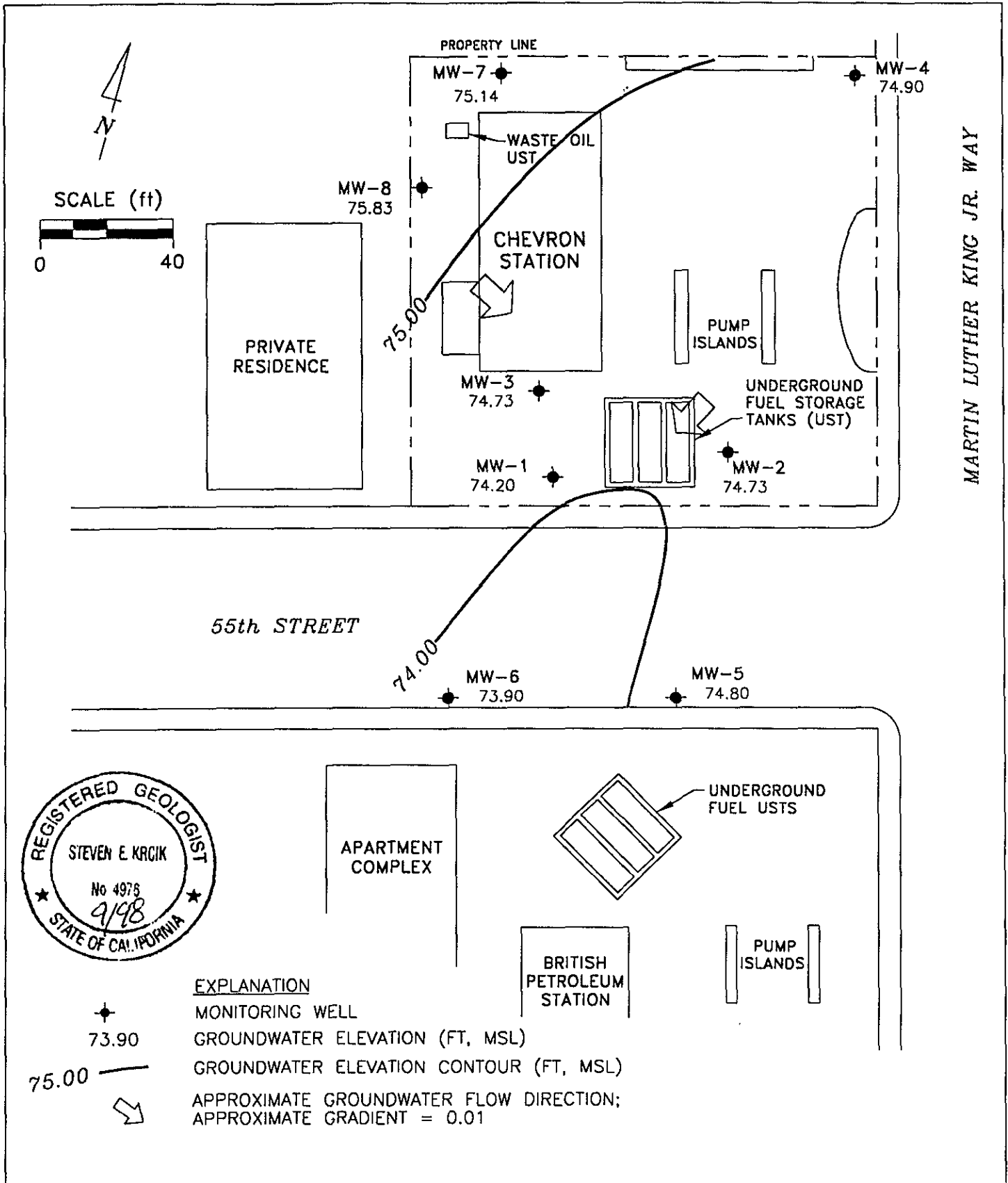
A handwritten signature in black ink, appearing to read 'Francis Thie', with a stylized flourish at the end.

Francis Thie
Vice President

FPT/ew

attachments: Professional Engineering Appendix
Cumulative Table of Well Data and Analytical Results
Analytical Appendix
Field Data Sheets

Professional Engineering Appendix




PREPARED BY  engineering contracting firm	Chevron Station 9-1583 5509 Martin Luther King Jr. Way Oakland, California	FIGURE: 1
	GROUNDWATER ELEVATION CONTOUR MAP, JANUARY 22, 1998	PROJECT: DAC04

Table of Well Data and Analytical Results

Cumulative Table of Well Data and Analytical Results

Vertical Measurements are in feet.

Analytical results are in parts per billion (ppb)

DATE	Well Head Elev.	Ground Water Elev.	Depth To Water	Notes	TPH-Gasoline	Benzene	Toluene	Ethyl-Benzene	Xylene	MTBE	TPH-Diesel	TPH-Motor Oil	Total Oil & Grease
MW-1													
12/22/83	81.97	71.72	10.25	--	--	--	--	--	--	--	--	--	--
12/30/83	81.97	72.80	9.17	--	--	--	--	--	--	--	--	--	--
03/12/90	81.97	71.89	10.08	--	50,000	3000	7300	1900	18,000	--	--	--	--
03/25/90	82.42	71.51	10.46	--	--	--	--	--	--	--	--	--	--
10/18/90	82.42	--	--	--	--	--	--	--	--	--	--	--	--
10/31/90	82.42	--	--	--	--	--	--	--	--	--	--	--	--
11/16/90	82.42	70.84	11.58	--	--	--	--	--	--	--	--	--	--
02/08/91	82.42	72.31	10.11	--	100,000	4200	8400	16,000	2600	--	--	--	--
05/08/91	82.42	71.97	10.45	--	31,000	200	66	670	2000	--	--	--	--
08/12/91	82.42	71.19	11.23	--	17,000	81	7.2	270	710	--	--	--	--
11/07/91	82.42	71.72	10.70	--	7100	24	6.0	130	170	--	--	--	--
02/05/92	82.42	72.05	10.37	--	110,000	8900	14,000	2700	12,000	--	--	--	--
05/13/92	82.42	71.84	10.58	--	19,000	450	85	480	870	--	--	--	--
07/17/92	82.42	71.37	11.05	--	8500	170	<10	360	600	--	--	--	--
10/05/92	82.42	71.01	11.41	--	22,000	4300	5100	570	2900	--	--	--	--
11/11/92	82.42	--	--	--	--	--	--	--	--	--	--	--	--
11/17/92	82.42	--	--	--	--	--	--	--	--	--	--	--	--
11/24/92	82.42	--	--	--	--	--	--	--	--	--	--	--	--
12/01/92	82.42	--	--	--	--	--	--	--	--	--	--	--	--
12/29/92	82.42	--	--	--	--	--	--	--	--	--	--	--	--
01/05/93	82.42	--	--	--	--	--	--	--	--	--	--	--	--
01/08/93	82.42	74.31	8.11	--	14,000,000	12,000	79,000	270,000	1,300,000	--	--	--	--
02/02/93	82.42	--	--	--	--	--	--	--	--	--	--	--	--
04/14/93	82.42	72.57	9.85	--	48,000	670	1100	1600	6300	--	--	--	--
08/06/93	82.42	71.59	10.83	--	44,000	660	990	1600	6100	--	--	--	--
10/21/93	82.42	71.52	10.90	--	18,000	270	460	1300	4700	--	--	--	--
01/05/94	82.42	72.09	10.33	--	22,000	160	160	630	2300	--	--	--	--
04/08/94	82.42	72.24	10.18	--	21,000	37	110	570	1400	--	--	--	--
07/06/94	82.42	71.78	10.64	--	28,000	210	100	540	1200	--	--	--	--
08/04/94	82.42	71.91	10.51	--	--	--	--	--	--	--	--	--	--
10/05/94	82.42	71.51	10.91	--	120,000	39	22	320	900	--	--	--	--

CONTINUED ON NEXT PAGE

Cumulative Table of Well Data and Analytical Results

Vertical Measurements are in feet.

Analytical results are in parts per billion (ppb)

DATE	Well Head Elev.	Ground Water Elev.	Depth To Water	Notes	TPH-Gasoline	Benzene	Toluene	Ethyl-Benzene	Xylene	MTBE	TPH-Diesel	TPH-Motor Oil	Total Oil & Grease
MW-1 (CONT'D)													
01/18/95	82.42	73.80	8.62	--	12,000	<20	<20	130	160	--	--	--	--
04/07/95	82.42	72.89	9.53	--	2500	<2.5	<2.5	71	38	--	--	--	--
07/06/95	82.42	72.03	10.39	--	5700	<0.5	<0.5	110	110	--	--	--	--
10/11/95	82.42	70.54	11.88	--	2700	13	<5.0	13	5.7	650	--	--	--
01/17/96	82.42	73.14	9.28	--	4200	12	<5.0	43	24	300	--	--	--
04/05/96	82.42	72.82	9.60	--	1300	<1.2	<1.2	7.6	2.8	220	--	--	--
07/23/96	82.42	72.19	10.23	--	700	<1.0	<1.0	7.0	4.8	240	--	--	--
10/02/96	82.42	71.67	10.75	--	1700	<2.5	9.8	10	13	610	--	--	--
01/23/97	82.42	74.75	7.67	--	1300	21	<10	<10	<10	2700	--	--	--
04/01/97	82.42	72.22	10.20	--	670	<2.0	<2.0	4.1	3.6	1200	--	--	--
07/09/97	82.42	72.12	10.30	--	460	<1.0	<1.0	<1.0	<1.0	440	--	--	--
10/07/97	82.42	71.73	10.69	--	1100	8.5	<2.0	<2.0	2.0	250	--	--	--
01/22/98	82.42	74.20	8.22	--	460	1.4	5.8	<0.5	<0.5	150	--	--	--

Cumulative Table of Well Data and Analytical Results

Vertical Measurements are in feet.

Analytical results are in parts per billion (ppb)

DATE	Well Head Elev.	Ground Water Elev.	Depth To Water	Notes	TPH-Gasoline	Benzene	Toluene	Ethyl-Benzene	Xylene	MTBE	TPH-Diesel	TPH-Motor Oil	Total Oil & Grease
MW-2													
12/22/83	83.48	72.98	10.50	--	--	--	--	--	--	--	--	--	--
12/30/83	83.48	73.56	9.92	--	--	--	--	--	--	--	--	--	--
03/12/90	83.48	72.46	11.02	--	800	400	22	18	55	--	--	--	--
03/25/90	83.48	72.15	11.33	--	--	--	--	--	--	--	--	--	--
10/18/90	83.48	71.17	12.31	--	--	--	--	--	--	--	--	--	--
10/31/90	83.48	--	--	--	--	--	--	--	--	--	--	--	--
11/16/90	83.48	--	--	--	--	--	--	--	--	--	--	--	--
02/08/91	83.48	72.43	11.05	--	4600	820	440	720	210	--	--	--	--
05/08/91	83.48	72.12	11.36	--	<50	5.0	<0.5	<0.5	<0.5	--	--	--	--
08/12/91	83.48	71.51	11.97	--	<50	<0.5	<0.5	<0.5	<0.5	--	--	--	--
11/07/91	83.48	71.98	11.50	--	<50	<0.5	<0.5	<0.5	<0.5	--	--	--	--
02/05/92	83.48	72.29	11.19	--	1700	390	170	60	200	--	--	--	--
05/13/92	83.48	71.99	11.49	--	74	9.3	<0.5	<0.5	<0.5	--	--	--	--
07/17/92	83.48	71.63	11.85	--	<50	2.0	<0.5	<0.5	<0.5	--	--	--	--
10/05/92	83.48	71.48	12.00	--	3500	1200	530	86	220	--	--	--	--
11/11/92	83.48	--	--	--	--	--	--	--	--	--	--	--	--
11/17/92	83.48	--	--	--	--	--	--	--	--	--	--	--	--
11/24/92	83.48	--	--	--	--	--	--	--	--	--	--	--	--
12/01/92	83.48	--	--	--	--	--	--	--	--	--	--	--	--
12/29/92	83.48	--	--	--	--	--	--	--	--	--	--	--	--
01/05/93	83.48	--	--	--	--	--	--	--	--	--	--	--	--
01/08/93	83.48	74.65	8.83	--	390	140	0.8	7.7	26	--	--	--	--
02/02/93	83.48	--	--	--	--	--	--	--	--	--	--	--	--
04/14/93	83.48	72.69	10.79	--	<50	5.0	<0.5	<0.5	<0.5	--	--	--	--
08/06/93	83.48	71.77	11.71	--	<50	1.0	<0.5	<0.5	<0.5	--	--	--	--
10/21/93	83.48	71.74	11.74	--	<50	1.0	<0.5	9.0	<0.5	--	--	--	--
01/05/94	83.48	72.30	11.18	--	<50	0.7	<0.5	<0.5	0.9	--	--	--	--
04/08/94	83.48	72.42	11.06	--	<50	<0.5	<0.5	<0.5	<0.5	--	--	--	--
07/06/94	83.48	71.80	11.68	--	<50	<0.5	<0.5	<0.5	<0.5	--	--	--	--
08/04/94	83.48	72.29	11.19	--	--	--	--	--	--	--	--	--	--
10/05/94	83.48	71.79	11.69	--	<50	<0.5	<0.5	<0.5	<0.5	--	--	--	--

CONTINUED ON NEXT PAGE

Cumulative Table of Well Data and Analytical Results

Vertical Measurements are in feet.

Analytical results are in parts per billion (ppb)

DATE	Well Head Elev.	Ground Water Elev.	Depth To Water	Notes	TPH-Gasoline	Benzene	Toluene	Ethyl-Benzene	Xylene	MTBE	TPH-Diesel	TPH-Motor Oil	Total Oil & Grease
MW-2 (CONT'D)													
01/18/95	83.48	74.26	9.22	--	<50	<0.5	<0.5	<0.5	<0.5	--	--	--	--
04/07/95	83.48	73.62	9.86	--	<50	<0.5	<0.5	<0.5	<0.5	--	--	--	--
07/06/95	83.48	72.74	10.74	--	<50	<0.5	<0.5	<0.5	<0.5	--	--	--	--
10/11/95	83.48	72.26	11.22	--	<50	<0.5	<0.5	<0.5	<0.5	<2.5	--	--	--
01/17/96	83.48	73.74	9.74	--	<50	<0.5	<0.5	<0.5	<0.5	<2.5	--	--	--
04/05/96	83.48	73.52	9.96	--	<50	<0.5	<0.5	<0.5	<0.5	<2.5	--	--	--
07/23/96	83.48	72.57	10.91	--	<50	<0.5	<0.5	<0.5	<0.5	<2.5	--	--	--
10/02/96	83.48	72.41	11.07	--	<50	<0.5	<0.5	<0.5	<0.5	<2.5	--	--	--
01/23/97	83.48	75.18	8.30	--	<50	<0.5	<0.5	<0.5	<0.5	3.4	--	--	--
04/01/97	83.48	72.90	10.58	--	<50	<0.5	<0.5	<0.5	<0.5	<2.5	--	--	--
07/09/97	83.48	72.58	10.90	--	<50	<0.5	<0.5	<0.5	<0.5	<2.5	--	--	--
10/07/97	83.48	72.52	10.96	--	<50	<0.5	<0.5	<0.5	<0.5	<2.5	--	--	--
01/22/98	83.48	74.73	8.75	--	<50	<0.5	<0.5	<0.5	<0.5	<2.5	--	--	--

Cumulative Table of Well Data and Analytical Results

Vertical Measurements are in feet.

Analytical results are in parts per billion (ppb)

DATE	Well Head Elev.	Ground Water Elev.	Depth To Water	Notes	TPH-Gasoline	Benzene	Toluene	Ethyl-Benzene	Xylene	MTBE	TPH-Diesel	TPH-Motor Oil	Total Oil & Grease
MW-3													
12/22/83	84.36	72.78	11.58	--	--	--	--	--	--	--	--	--	--
12/30/83	84.36	73.19	11.17	--	--	--	--	--	--	--	--	--	--
03/12/90	84.36	72.22	12.14	--	47,000	1000	9900	1700	9800	--	--	--	--
03/25/90	84.38	71.81	12.55	--	--	--	--	--	--	--	--	--	--
10/18/90	84.38	--	--	--	--	--	--	--	--	--	--	--	--
10/31/90	84.38	--	--	--	--	--	--	--	--	--	--	--	--
11/16/90	84.38	70.76	13.62	--	--	--	--	--	--	--	--	--	--
02/08/91	84.38	72.20	12.18	--	58,000	4900	5200	9500	2000	--	--	--	--
05/08/91	84.38	71.86	12.52	--	50,000	2100	1400	2000	9400	--	--	--	--
08/12/91	84.38	71.11	13.27	--	15,000	1300	160	920	1900	--	--	--	--
11/07/91	84.38	71.57	12.81	--	26,000	1000	310	1900	5900	--	--	--	--
02/05/92	84.38	71.91	12.47	--	35,000	2800	1300	1500	4700	--	--	--	--
05/13/92	84.38	71.76	12.62	--	47,000	1500	1200	1100	4800	--	--	--	--
07/17/92	84.38	71.25	13.13	--	15,000	120	11	88	140	--	--	--	--
10/05/92	84.38	70.95	13.62	Free Product (0.24')	--	--	--	--	--	--	--	--	--
11/11/92	84.38	71.63	12.89	Free Product (0.17')	--	--	--	--	--	--	--	--	--
11/17/92	84.38	71.54	12.89	Free Product (0.06')	--	--	--	--	--	--	--	--	--
11/24/92	84.38	71.56	12.86	Free Product (0.05')	--	--	--	--	--	--	--	--	--
12/01/92	84.38	71.48	12.92	Free Product (0.03')	--	--	--	--	--	--	--	--	--
12/29/92	84.38	73.14	11.24	Sheen	--	--	--	--	--	--	--	--	--
01/05/93	84.38	73.23	11.15	Sheen	--	--	--	--	--	--	--	--	--
01/08/93	84.38	74.28	10.10	--	250,000	5000	17,000	5500	28,000	--	--	--	--
02/02/93	84.38	--	--	--	--	--	--	--	--	--	--	--	--
04/14/93	84.38	72.48	11.91	Free Product (0.01')	--	--	--	--	--	--	--	--	--
08/06/93	84.38	71.48	12.90	Free Product (0.01')	150,000	3800	6600	3700	17,000	--	--	--	--
10/21/93	84.38	71.41	12.97	--	22,000	2300	1700	1400	5100	--	--	--	--
01/05/94	84.38	71.96	12.42	--	37,000	1600	1100	1300	6500	--	--	--	--
04/08/94	84.38	72.51	11.87	--	16,000	250	310	500	2500	--	--	--	--
07/06/94	84.38	71.64	12.74	--	43,000	660	320	1900	6400	--	--	--	--
08/04/94	84.38	71.71	12.67	--	--	--	--	--	--	--	--	--	--
10/05/94	84.38	71.43	12.95	--	12,000	280	90	480	370	--	--	--	--

CONTINUED ON NEXT PAGE

Cumulative Table of Well Data and Analytical Results

Vertical Measurements are in feet.

Analytical results are in parts per billion (ppb)

DATE	Well Head Elev.	Ground Water Elev.	Depth To Water	Notes	TPH-Gasoline	Benzene	Toluene	Ethyl-Benzene	Xylene	MTBE	TPH-Diesel	TPH-Motor Oil	Total Oil & Grease
MW-3 (CONT'D)													
01/18/95	84.38	73.72	10.66	--	20,000	200	230	700	3500	--	--	--	--
04/07/95	84.38	72.84	11.54	--	22,000	120	120	810	4400	--	--	--	--
07/06/95	84.38	71.99	12.39	--	15,000	110	<50	630	2100	--	--	--	--
10/11/95	84.38	72.07	12.31	--	8600	24	<10	360	560	1100	--	--	--
01/17/96	84.38	73.68	10.70	--	9300	<50	<50	230	1100	2300	--	--	--
04/05/96	84.38	73.35	11.03	--	8700	16	<10	110	650	990	--	--	--
07/23/96	84.38	72.38	12.00	--	5400	20	<5.0	190	480	2300	--	--	--
10/02/96	84.38	72.20	12.18	--	6200	43	<20	130	140	2800	--	--	--
01/23/97	84.38	75.12	9.26	--	5600	<5.0	<5.0	39	160	550	--	--	--
04/01/97	84.38	72.75	11.63	--	6900	17	<10	150	330	3900	--	--	--
07/09/97	84.38	72.38	12.00	--	5300	31	<5.0	100	180	2300	--	--	--
10/07/97	84.38	72.27	12.11	--	2400	15	<2.0	30	15	900	--	--	--
01/22/98	84.38	74.73	9.65	--	3200	2.5	7.9	70	220	660	--	--	--

Cumulative Table of Well Data and Analytical Results

Vertical Measurements are in feet.

Analytical results are in parts per billion (ppb)

DATE	Well Head Elev.	Ground Water Elev.	Depth To Water	Notes	TPH-Gasoline	Benzene	Toluene	Ethyl-Benzene	Xylene	MTBE	TPH-Diesel	TPH-Motor Oil	Total Oil & Grease
MW-4													
10/18/90	84.25	68.50	15.75	--	--	--	--	--	--	--	--	--	--
10/31/90	84.25	70.35	13.90	--	<50	<0.5	<0.5	<0.5	1.0	--	--	--	--
11/16/90	84.25	70.00	14.25	--	--	--	--	--	--	--	--	--	--
02/08/91	84.25	71.93	12.32	--	60	17	2.0	12	<0.5	--	--	--	--
05/08/91	84.25	72.02	12.23	--	65	<0.5	<0.5	<0.5	<0.5	--	--	--	--
08/12/91	84.25	70.32	13.93	--	<50	<0.5	<0.5	<0.5	<0.5	--	--	--	--
11/07/91	84.25	70.83	13.42	--	<50	<0.5	<0.5	<0.5	<0.5	--	--	--	--
02/05/92	84.25	71.42	12.83	--	<50	<0.5	<0.5	<0.5	<0.5	--	--	--	--
05/13/92	84.25	70.97	13.28	--	<50	<0.5	<0.5	<0.5	<0.5	--	--	--	--
07/17/92	84.25	70.27	13.98	--	<50	<0.5	<0.5	<0.5	<0.5	--	--	--	--
10/05/92	84.25	70.02	14.23	--	<50	<0.5	<0.5	<0.5	<0.5	--	--	--	--
11/11/92	84.25	--	--	--	--	--	--	--	--	--	--	--	--
11/17/92	84.25	--	--	--	--	--	--	--	--	--	--	--	--
11/24/92	84.25	--	--	--	--	--	--	--	--	--	--	--	--
12/01/92	84.25	--	--	--	--	--	--	--	--	--	--	--	--
12/29/92	84.25	--	--	--	--	--	--	--	--	--	--	--	--
01/05/93	84.25	--	--	--	--	--	--	--	--	--	--	--	--
01/08/93	84.25	74.09	10.16	--	<50	<0.5	<0.5	<0.5	<0.5	--	--	--	--
02/02/93	84.25	--	--	--	--	--	--	--	--	--	--	--	--
04/14/93	84.25	72.21	12.04	--	<50	<0.5	<0.5	<0.5	<0.5	--	--	--	--
08/06/93	84.25	70.34	13.91	--	<50	<0.5	<0.5	<0.5	<0.5	--	--	--	--
10/21/93	84.25	70.26	13.99	--	<50	<0.5	<0.5	<0.5	1.0	--	--	--	--
01/05/94	84.25	71.30	12.95	--	<50	<0.5	<0.5	<0.5	<0.5	--	--	--	--
04/08/94	84.25	71.31	12.94	--	<50	<0.5	<0.5	<0.5	<0.5	--	--	--	--
07/06/94	84.25	70.57	13.68	--	<50	<0.5	<0.5	<0.5	<0.5	--	--	--	--
08/04/94	84.25	70.71	13.54	--	--	--	--	--	--	--	--	--	--
10/05/94	84.25	70.65	13.60	--	<50	<0.5	<0.5	<0.5	<0.5	--	--	--	--
01/18/95	84.25	74.77	9.48	--	<50	<0.5	<0.5	<0.5	<0.5	--	--	--	--
04/07/95	84.25	72.70	11.55	--	<50	<0.5	<0.5	<0.5	<0.5	--	--	--	--
07/06/95	84.25	71.25	13.00	--	<50	<0.5	<0.5	<0.5	<0.5	--	--	--	--
10/11/95	84.25	70.27	13.98	--	<50	<0.5	<0.5	<0.5	<0.5	<2.5	--	--	--
01/17/96	84.25	73.17	11.08	--	<50	<0.5	<0.5	<0.5	<0.5	<2.5	--	--	--
04/05/96	84.25	72.65	11.60	--	<50	<0.5	<0.5	<0.5	<0.5	<2.5	--	--	--
07/23/96	84.25	70.86	13.39	--	<50	<0.5	<0.5	<0.5	<0.5	<2.5	--	--	--

CONTINUED ON NEXT PAGE

Cumulative Table of Well Data and Analytical Results

Vertical Measurements are in feet.

Analytical results are in parts per billion (ppb)

DATE	Well Head Elev.	Ground Water Elev.	Depth To Water	Notes	TPH-Gasoline	Benzene	Toluene	Ethyl-Benzene	Xylene	MTBE	TPH-Diesel	TPH-Motor Oil	Total Oil & Grease
MW-4 (CONT'D)													
10/02/96	84.25	70.27	13.98	--	<50	<0.5	<0.5	<0.5	<0.5	<2.5	--	--	--
01/23/97	84.25	74.72	9.53	--	<50	<0.5	<0.5	<0.5	<0.5	<2.5	--	--	--
04/01/97	84.25	71.68	12.57	--	<50	<0.5	<0.5	<0.5	<0.5	<2.5	--	--	--
07/09/97	84.25	70.64	13.61	--	<50	<0.5	<0.5	<0.5	<0.5	<2.5	--	--	--
10/07/97	84.25	70.51	13.74	--	<50	<0.5	<0.5	<0.5	<0.5	<2.5	--	--	--
01/22/98	84.25	74.90	9.35	--	<50	<0.5	<0.5	<0.5	<0.5	<2.5	--	--	--

Cumulative Table of Well Data and Analytical Results

Vertical Measurements are in feet.

Analytical results are in parts per billion (ppb)

DATE	Well Head Elev.	Ground Water Elev.	Depth To Water	Notes	TPH-Gasoline	Benzene	Toluene	Ethyl-Benzene	Xylene	MTBE	TPH-Diesel	TPH-Motor Oil	Total Oil & Grease
MW-5													
10/18/90	81.95	71.17	10.78	--	--	--	--	--	--	--	--	--	--
10/31/90	81.95	71.32	10.63	--	110	<0.5	<0.5	<0.5	<0.5	--	--	--	--
11/16/90	81.95	71.27	10.68	--	--	--	--	--	--	--	--	--	--
02/08/91	81.95	72.78	9.17	--	<50	<0.5	<0.5	<0.5	<0.5	--	--	--	--
05/08/91	81.95	73.27	8.68	--	<50	<0.5	<0.5	<0.5	<0.5	--	--	--	--
08/12/91	81.95	71.62	10.33	--	<50	<0.5	<0.5	<0.5	<0.5	--	--	--	--
11/07/91	81.95	72.19	9.76	--	<50	<0.5	<0.5	<0.5	<0.5	--	--	--	--
02/05/92	81.95	72.48	9.47	--	69	<0.5	<0.5	<0.5	<0.5	--	--	--	--
05/13/92	81.95	72.25	9.70	--	74	<0.5	<0.5	<0.5	<0.5	--	--	--	--
07/17/92	81.95	71.74	10.21	--	880	2.6	<1.2	4.6	11	--	--	--	--
10/05/92	81.95	71.34	10.61	--	120	<0.5	<0.5	0.6	4.9	--	--	--	--
11/11/92	81.95	--	--	--	--	--	--	--	--	--	--	--	--
11/17/92	81.95	--	--	--	--	--	--	--	--	--	--	--	--
11/24/92	81.95	--	--	--	--	--	--	--	--	--	--	--	--
12/01/92	81.95	--	--	--	--	--	--	--	--	--	--	--	--
12/29/92	81.95	--	--	--	--	--	--	--	--	--	--	--	--
01/05/93	81.95	--	--	--	--	--	--	--	--	--	--	--	--
01/08/93	81.95	74.61	7.34	--	61	<0.5	<0.5	<0.5	<0.5	--	--	--	--
02/02/93	81.95	--	--	--	--	--	--	--	--	--	--	--	--
04/14/93	81.95	--	--	--	--	--	--	--	--	--	--	--	--
08/06/93	81.95	71.99	9.96	--	<50	<0.5	<0.5	<0.5	<0.5	--	--	--	--
10/21/93	81.95	71.89	10.06	--	<50	<0.5	<0.5	2.0	4.0	--	--	--	--
01/05/94	81.95	72.52	9.43	--	<50	<0.5	<0.5	<0.5	<0.5	--	--	--	--
04/08/94	81.95	72.56	9.39	--	<50	<0.5	<0.5	<0.5	<0.5	--	--	--	--
07/06/94	81.95	72.19	9.76	--	<50	0.6	<0.5	<0.5	<0.5	--	--	--	--
08/04/94	81.95	72.13	9.82	--	--	--	--	--	--	--	--	--	--
10/05/94	81.95	71.89	10.06	--	<50	<0.5	<0.5	<0.5	<0.5	--	--	--	--
01/18/95	81.95	--	--	Inaccessible	--	--	--	--	--	--	--	--	--
04/07/95	81.95	73.31	8.64	--	<50	<0.5	<0.5	<0.5	<0.5	--	--	--	--
07/06/95	81.95	72.52	9.43	--	<50	<0.5	<0.5	<0.5	<0.5	--	--	--	--
10/11/95	81.95	72.12	9.83	--	<50	<0.5	<0.5	<0.5	<0.5	<2.5	--	--	--
01/17/96	81.95	73.63	8.32	--	<50	<0.5	<0.5	<0.5	<0.5	<2.5	--	--	--
04/05/96	81.95	73.23	8.72	--	<50	<0.5	<0.5	<0.5	<0.5	<2.5	--	--	--
07/23/96	81.95	72.25	9.70	--	<50	<0.5	<0.5	<0.5	<0.5	<2.5	--	--	--

CONTINUED ON NEXT PAGE

Cumulative Table of Well Data and Analytical Results

Vertical Measurements are in feet.

Analytical results are in parts per billion (ppb)

DATE	Well Head Elev.	Ground Water Elev.	Depth To Water	Notes	TPH-Gasoline	Benzene	Toluene	Ethyl-Benzene	Xylene	MTBE	TPH-Diesel	TPH-Motor Oil	Total Oil & Grease
MW-5 (CONT'D)													
10/02/96	81.95	72.06	9.89	--	<50	<0.5	<0.5	<0.5	<0.5	<2.5	--	--	--
01/23/97	81.95	74.72	7.23	--	<50	<0.5	<0.5	<0.5	<0.5	<2.5	--	--	--
04/01/97	81.95	--	--	Inaccessible	--	--	--	--	--	--	--	--	--
07/09/97	81.95	72.27	9.68	--	<50	<0.5	<0.5	<0.5	<0.5	<2.5	--	--	--
10/07/97	81.95	72.14	9.81	--	<50	<0.5	<0.5	<0.5	<0.5	<2.5	--	--	--
01/22/98	81.95	74.80	7.15	--	<50	<0.5	<0.5	<0.5	<0.5	<2.5	--	--	--

Cumulative Table of Well Data and Analytical Results

Vertical Measurements are in feet.

Analytical results are in parts per billion (ppb)

DATE	Well Head Elev.	Ground Water Elev.	Depth To Water	Notes	TPH-Gasoline	Benzene	Toluene	Ethyl-Benzene	Xylene	MTBE	TPH-Diesel	TPH-Motor Oil	Total Oil & Grease
MW-6													
10/18/90	80.60	70.81	9.79	--	--	--	--	--	--	--	--	--	--
10/31/90	80.60	70.91	9.69	--	<50	<0.5	<0.5	<0.5	3.0	--	--	--	--
11/16/90	80.60	70.86	9.74	--	--	--	--	--	--	--	--	--	--
02/08/91	80.60	--	--	--	--	--	--	--	--	--	--	--	--
05/08/91	80.60	71.06	9.54	--	56	<0.5	<0.5	<0.5	<0.5	--	--	--	--
08/12/91	80.60	71.10	9.50	--	<50	<0.5	<0.5	<0.5	<0.5	--	--	--	--
11/07/91	80.60	71.71	8.89	--	<50	<0.5	<0.5	<0.5	<0.5	--	--	--	--
02/05/92	80.60	72.01	8.59	--	<50	<0.5	<0.5	<0.5	<0.5	--	--	--	--
05/13/92	80.60	--	--	--	--	--	--	--	--	--	--	--	--
07/17/92	80.60	--	--	--	--	--	--	--	--	--	--	--	--
10/05/92	80.60	--	--	--	--	--	--	--	--	--	--	--	--
11/11/92	80.60	--	--	--	--	--	--	--	--	--	--	--	--
11/17/92	80.60	--	--	--	--	--	--	--	--	--	--	--	--
11/24/92	80.60	--	--	--	--	--	--	--	--	--	--	--	--
12/01/92	80.60	--	--	--	--	--	--	--	--	--	--	--	--
12/29/92	80.60	--	--	--	--	--	--	--	--	--	--	--	--
01/05/93	80.60	--	--	--	--	--	--	--	--	--	--	--	--
01/08/93	80.60	--	--	--	--	--	--	--	--	--	--	--	--
02/02/93	80.60	72.89	7.71	--	<50	2.1	<0.5	<0.5	2.2	--	--	--	--
04/14/93	80.60	72.41	8.19	--	<50	1.0	<0.5	<0.5	<0.5	--	--	--	--
08/06/93	80.60	71.52	9.08	--	<50	<0.5	<0.5	<0.5	<0.5	--	--	--	--
10/21/93	80.60	71.46	9.14	--	<50	<0.5	<0.5	<0.5	<0.5	--	--	--	--
01/05/94	80.60	72.06	8.54	--	<50	4.0	<0.5	<0.5	<0.5	--	--	--	--
04/08/94	80.60	--	--	--	--	--	--	--	--	--	--	--	--
07/06/94	80.60	--	--	Inaccessible	--	--	--	--	--	--	--	--	--
08/04/94	80.60	71.66	8.94	--	<50	<0.5	<0.5	<0.5	<0.5	--	--	--	--
10/05/94	80.60	--	--	Inaccessible	--	--	--	--	--	--	--	--	--
01/18/95	80.60	73.50	7.10	--	<50	0.69	<0.5	<0.5	0.57	--	--	--	--
04/07/95	80.60	72.77	7.83	--	<50	1.8	<0.5	<0.5	<0.5	--	--	--	--
07/06/95	80.60	72.03	8.57	--	<50	<0.5	<0.5	<0.5	<0.5	--	--	--	--
10/11/95	80.60	71.54	9.06	--	<125	<1.2	<1.2	<1.2	<1.2	540	--	--	--
01/17/96	80.60	73.20	7.40	--	<50	<0.5	<0.5	<0.5	<0.5	180	--	--	--
04/05/96	80.60	72.70	7.90	--	<125	1.4	<1.2	<1.2	<1.2	700	--	--	--
07/23/96	80.60	71.86	8.74	--	<500	<5.0	<5.0	<5.0	<5.0	540	--	--	--

CONTINUED ON NEXT PAGE

Cumulative Table of Well Data and Analytical Results

Vertical Measurements are in feet.

Analytical results are in parts per billion (ppb)

DATE	Well Head Elev.	Ground Water Elev.	Depth To Water	Notes	TPH-Gasoline	Benzene	Toluene	Ethyl-Benzene	Xylene	MTBE	TPH-Diesel	TPH-Motor Oil	Total Oil & Grease
MW-6 (CONT'D)													
10/02/96	80.60	71.62	8.98	--	<100	<1.0	<1.0	<1.0	1.8	910	--	--	--
01/23/97	80.60	--	--	Inaccessible	--	--	--	--	--	--	--	--	--
04/01/97	80.60	72.22	8.38	--	<250	<2.5	<2.5	<2.5	<2.5	640	--	--	--
07/09/97	80.60	--	--	Inaccessible	--	--	--	--	--	--	--	--	--
10/07/97	80.60	71.71	8.89	--	<50	<0.5	<0.5	<0.5	<0.5	640	--	--	--
01/22/98	80.60	73.90	6.70	--	<50	<0.5	<0.5	<0.5	<0.5	200	--	--	--

Cumulative Table of Well Data and Analytical Results

Vertical Measurements are in feet.

Analytical results are in parts per billion (ppb)

DATE	Well Head Elev.	Ground Water Elev.	Depth To Water	Notes	TPH-Gasoline	Benzene	Toluene	Ethyl-Benzene	Xylene	MTBE	TPH-Diesel	TPH-Motor Oil	Total Oil & Grease
MW-7													
03/08/94	86.36	74.99	11.37	--	1200	440	31	73	200	--	<10	4100	--
07/06/94	86.36	--	--	--	--	--	--	--	--	--	--	--	--
08/04/94	86.36	73.86	12.50	--	120	15	<0.5	3.8	1.8	--	--	--	--
10/05/94	86.36	73.99	12.37	--	150	1.2	<0.5	1.2	1.7	--	--	--	--
01/18/95	86.36	74.82	11.54	--	260	11	<1.0	17	6.8	--	--	--	--
04/07/95	86.36	75.63	10.73	--	230	<0.5	<0.5	25	0.93	--	--	--	--
07/06/95	86.36	74.36	12.00	--	320	<1.0	<1.0	<1.0	<1.0	--	--	--	6900
10/11/95	86.36	73.56	12.80	--	<50	<0.5	<0.5	<0.5	<0.5	120	--	2300*	--
01/17/96	86.36	75.90	10.46	--	<50	<0.5	<0.5	<0.5	<0.5	460	--	1700	--
04/05/96	86.36	76.56	9.80	--	130	<0.5	<0.5	<0.5	<0.5	120	--	590	--
07/23/96	86.36	74.57	11.79	--	<500	<5.0	<5.0	<5.0	<0.5	1200	--	820	--
10/02/96	86.36	73.10	13.26	--	<100	<1.0	<1.0	<1.0	<1.0	360	--	1500	--
01/23/97	86.36	77.64	8.72	--	<100	<1.0	<1.0	<1.0	<1.0	490	--	<500	--
04/01/97	86.36	75.09	11.27	--	<250	<2.5	<2.5	<2.5	<2.5	1200	--	1600	--
07/09/97	86.36	73.92	12.44	--	<250	5.9	<2.5	<2.5	<2.5	1200	--	5700	--
10/07/97	86.36	73.44	12.92	--	<50	<0.5	<0.5	<0.5	<0.5	240	--	<500	--
01/22/98	86.36	75.14	11.22	--	<50	<0.5	<0.5	<0.5	<0.5	400	--	<500	--

* Chromatogram pattern indicates an unidentified hydrocarbon.

Cumulative Table of Well Data and Analytical Results

Vertical Measurements are in feet.

DATE	Well Head Elev.	Ground Water Elev.	Depth To Water	Notes	TPH-Gasoline	Benzene	Toluene	Ethyl-Benzene	Xylene	MTBE	TPH-Diesel	TPH-Motor Oil	Total Oil & Grease
MW-8													
03/08/94	85.93	75.06	10.87	--	28,000	2900	1300	1200	6800	--	<10	<100	--
07/06/94	85.93	--	--	--	--	--	--	--	--	--	--	--	--
08/04/94	85.93	73.77	12.16	--	22,000	3000	260	870	4400	--	--	--	--
10/05/94	85.93	72.71	13.22	--	12,000	1800	34	4.6	890	--	--	--	--
01/18/95	85.93	75.51	10.42	--	19,000	1000	65	1100	3500	--	--	--	--
04/07/95	85.93	75.48	10.45	--	14,000	310	<25	720	1700	--	--	--	--
07/06/95	85.93	74.30	11.63	--	19,000	280	<50	1200	2600	--	--	--	--
10/11/95	85.93	73.51	12.42	--	6100	140	5.5	320	280	1200	--	--	--
01/17/96	85.93	75.95	9.98	--	12,000	86	<20	590	1400	1100	--	<500	--
04/05/96	85.93	75.60	10.33	--	7500	180	23	410	480	560	--	<500	--
07/23/96	85.93	74.56	11.37	--	3800	47	<5.0	350	84	1800	--	<500	--
10/02/96	85.93	73.90	12.03	--	4400	65	<5.0	140	28	1500	--	<500	--
01/23/97	85.93	77.73	8.20	--	3800	36	5.9	140	36	910	--	<500	--
04/01/97	85.93	75.80	10.13	--	6100	43	<20	380	76	1800	--	<500	--
07/09/97	85.93	73.77	12.16	--	7300	48	<25	120	<25	2400	--	<500	--
10/07/97	85.93	73.77	12.16	--	3100	<10	<10	67	<10	1400	--	<500	--
01/22/98	85.93	75.83	10.10	--	1900	5.5	8.3	120	17	780	--	<500	--

Cumulative Table of Well Data and Analytical Results

Vertical Measurements are in feet.

DATE	Well Head Elev.	Ground Water Elev.	Depth To Water	Notes	TPH-Gasoline	Benzene	Toluene	Ethyl-Benzene	Xylene	MTBE	TPH-Diesel	TPH-Motor Oil	Total Oil & Grease
TRIP BLANK													
03/12/90	--	--	--	--	<50	<0.3	<0.3	<0.3	<0.6	--	--	--	--
02/08/91	--	--	--	--	<50	<0.5	<0.5	<0.5	<0.5	--	--	--	--
05/08/91	--	--	--	--	<50	<0.5	<0.5	<0.5	<0.5	--	--	--	--
08/12/91	--	--	--	--	<50	<0.5	<0.5	<0.5	<0.5	--	--	--	--
11/07/91	--	--	--	--	<50	<0.5	<0.5	<0.5	<0.5	--	--	--	--
02/05/92	--	--	--	--	<50	<0.5	<0.5	<0.5	<0.5	--	--	--	--
05/13/92	--	--	--	--	<50	<0.5	<0.5	<0.5	<0.5	--	--	--	--
07/17/92	--	--	--	--	<50	<0.5	<0.5	<0.5	<0.5	--	--	--	--
10/05/92	--	--	--	--	<50	<0.5	<0.5	<0.5	<0.5	--	--	--	--
11/11/92	--	--	--	--	--	--	--	--	--	--	--	--	--
11/17/92	--	--	--	--	--	--	--	--	--	--	--	--	--
11/29/92	--	--	--	--	--	--	--	--	--	--	--	--	--
12/01/92	--	--	--	--	--	--	--	--	--	--	--	--	--
12/29/92	--	--	--	--	--	--	--	--	--	--	--	--	--
01/05/93	--	--	--	--	--	--	--	--	--	--	--	--	--
01/08/93	--	--	--	--	<50	<0.5	<0.5	<0.5	<0.5	--	--	--	--
02/02/93	--	--	--	--	--	--	--	--	--	--	--	--	--
04/14/93	--	--	--	--	<50	<0.5	<0.5	<0.5	<0.5	--	--	--	--
08/06/93	--	--	--	--	<50	<0.5	<0.5	<0.5	<0.5	--	--	--	--
10/21/93	--	--	--	--	<50	<0.5	<0.5	<0.5	<0.5	--	--	--	--
01/05/94	--	--	--	--	<50	<0.5	<0.5	<0.5	<0.5	--	--	--	--
04/08/94	--	--	--	--	<50	<0.5	<0.5	<0.5	<0.5	--	--	--	--
07/06/94	--	--	--	--	<50	<0.5	<0.5	<0.5	<0.5	--	--	--	--
08/04/94	--	--	--	--	<50	<0.5	<0.5	<0.5	<0.5	--	--	--	--
10/05/94	--	--	--	--	<50	<0.5	<0.5	<0.5	<0.5	--	--	--	--
01/18/95	--	--	--	--	<50	<0.5	<0.5	<0.5	<0.5	--	--	--	--
04/07/95	--	--	--	--	<50	<0.5	<0.5	<0.5	<0.5	--	--	--	--
07/06/95	--	--	--	--	<50	<0.5	<0.5	<0.5	<0.5	--	--	--	--
10/11/95	--	--	--	--	<50	<0.5	<0.5	<0.5	<0.5	<2.5	--	--	--
01/17/96	--	--	--	--	<50	<0.5	<0.5	<0.5	<0.5	--	--	--	--
04/05/96	--	--	--	--	<50	<0.5	<0.5	<0.5	<0.5	<2.5	--	--	--
07/23/96	--	--	--	--	<50	<0.5	<0.5	<0.5	<0.5	<2.5	--	--	--
10/02/96	--	--	--	--	<50	<0.5	<0.5	<0.5	<0.5	--	--	--	--

CONTINUED ON NEXT PAGE

Cumulative Table of Well Data and Analytical Results

Vertical Measurements are in feet.

Analytical results are in parts per billion (ppb)

DATE	Well Head Elev.	Ground Water Elev.	Depth To Water	Notes	TPH-Gasoline	Benzene	Toluene	Ethyl-Benzene	Xylene	MTBE	TPH-Diesel	TPH-Motor Oil	Total Oil & Grease
TRIP BLANK (CONT'D)													
01/23/97	--	--	--	--	<50	<0.5	<0.5	<0.5	<0.5	<2.5	--	--	--
04/01/97	--	--	--	--	<50	<0.5	<0.5	<0.5	<0.5	<2.5	--	--	--
07/09/97	--	--	--	--	<50	<0.5	<0.5	<0.5	<0.5	<2.5	--	--	--
10/07/97	--	--	--	--	<50	<0.5	<0.5	<0.5	<0.5	<2.5	--	--	--
01/22/98	--	--	--	--	<50	<0.5	<0.5	<0.5	<0.5	<2.5	--	--	--

Note: Blaine Tech Services, Inc. began routine monitoring of the groundwater wells at this site on November 1, 1994.
 Earlier field data and analytical results are drawn from the November 23, 1994 Groundwater Technology, Inc. report.

ABBREVIATIONS:

TPH = Total Petroleum Hydrocarbons

MTBE = Methyl t-Butyl Ether

Analytical Appendix



Sequoia Analytical

680 Chesapeake Drive
404 N. Wiget Lane
819 Striker Avenue, Suite 8

Redwood City, CA 94063
Walnut Creek, CA 94598
Sacramento, CA 95834

(650) 364-9600
(510) 988-9600
(916) 921-9600

FAX (650) 364-9233
FAX (510) 988-9673
FAX (916) 921-0100

Blaine Tech Services
1680 Rogers Avenue
San Jose, CA 95112

Attention: Fran Thie

QC Batch Number: GC012898BTEX04A
Instrument ID: GCHP4


Client Proj. ID: Chevron 9-1583/980122-T2
Sample Descript: MW-1
Matrix: LIQUID
Analysis Method: 8015Mod/8020
Lab Number: 9801C99-01

Sampled: 01/22/98
Received: 01/23/98
Analyzed: 01/28/98
Reported: 02/02/98

Analyte	Detection Limit ug/L	Sample Results ug/L
TPPH as Gas	50	460
Methyl t-Butyl Ether	2.5	150
Benzene	0.50	1.4
Toluene	0.50	5.8
Ethyl Benzene	0.50	N.D.
Xylenes (Total)	0.50	N.D.
Chromatogram Pattern: Unidentified HC		C6-C12
Surrogates	Control Limits %	% Recovery
Trifluorotoluene	70 130	133 Q

Analytes reported as N.D. were not present above the stated limit of detection.

SEQUOIA ANALYTICAL - ELAP #1210


Peggy Penner
Project Manager



Sequoia Analytical

680 Chesapeake Drive Redwood City, CA 94063 (650) 364-9600 FAX (650) 364-9233
 404 N. Wiget Lane Walnut Creek, CA 94598 (510) 988-9600 FAX (510) 988-9673
 819 Striker Avenue, Suite 8 Sacramento, CA 95834 (916) 921-9600 FAX (916) 921-0100

Blaine Tech Services
 1680 Rogers Avenue
 San Jose, CA 95112

Client Proj. ID: Chevron 9-1583/980122-T2
 Sample Descript: MW-2
 Matrix: LIQUID
 Analysis Method: 8015Mod/8020
 Lab Number: 9801C99-02

Sampled: 01/22/98
 Received: 01/23/98
 Analyzed: 01/28/98
 Reported: 02/02/98

Attention: Fran Thie

QC Batch Number: GC012898BTEX04A
 Instrument ID: GCHP4

Analyte	Detection Limit ug/L	Sample Results ug/L
TPPH as Gas	50	N.D.
Methyl t-Butyl Ether	2.5	N.D.
Benzene	0.50	N.D.
Toluene	0.50	N.D.
Ethyl Benzene	0.50	N.D.
Xylenes (Total)	0.50	N.D.
Chromatogram Pattern:		
Surrogates	Control Limits %	% Recovery
Trifluorotoluene	70 130	82

Analytes reported as N.D. were not present above the stated limit of detection.

SEQUOIA ANALYTICAL - ELAP #1210



 Peggy Penner
 Project Manager



Sequoia Analytical

680 Chesapeake Drive
404 N. Wiget Lane
819 Striker Avenue, Suite 8

Redwood City, CA 94063
Walnut Creek, CA 94598
Sacramento, CA 95834

(650) 364-9600
(510) 988-9600
(916) 921-9600

FAX (650) 364-9233
FAX (510) 988-9673
FAX (916) 921-0100

Blaine Tech Services
1680 Rogers Avenue
San Jose, CA 95112

Client Proj. ID: Chevron 9-1583/980122-T2
Sample Descript: MW-3
Matrix: LIQUID
Analysis Method: 8015Mod/8020
Lab Number: 9801C99-03

Sampled: 01/22/98
Received: 01/23/98
Analyzed: 01/28/98
Reported: 02/02/98

Attention: Fran Thie

QC Batch Number: GC012898BTEX04A
Instrument ID: GCHP4

Analyte	Detection Limit ug/L	Sample Results ug/L
TPPH as Gas	50	3200
Methyl t-Butyl Ether	2.5	660
Benzene	0.50	2.5
Toluene	0.50	7.9
Ethyl Benzene	0.50	70
Xylenes (Total)	0.50	220
Chromatogram Pattern:		Gas
Unidentified HC		C6-C12
Surrogates	Control Limits %	% Recovery
Trifluorotoluene	70	130
		140 Q

Analytes reported as N.D. were not present above the stated limit of detection.

SEQUOIA ANALYTICAL - ELAP #1210

Peggy Penner
Project Manager



Sequoia Analytical

680 Chesapeake Drive
404 N. Wiget Lane
819 Striker Avenue, Suite 8

Redwood City, CA 94063
Walnut Creek, CA 94598
Sacramento, CA 95834

(650) 364-9600
(510) 988-9600
(916) 921-9600

FAX (650) 364-9233
FAX (510) 988-9673
FAX (916) 921-0100

Blaine Tech Services
1680 Rogers Avenue
San Jose, CA 95112

Attention: Fran Thie

Client Proj. ID: Chevron 9-1583/980122-T2
Sample Descript: MW-4
Matrix: LIQUID
Analysis Method: 8015Mod/8020
Lab Number: 9801C99-04

Sampled: 01/22/98
Received: 01/23/98
Analyzed: 01/28/98
Reported: 02/02/98

QC Batch Number: GC012898BTEX04A
Instrument ID: GCHP4

Analyte	Detection Limit ug/L	Sample Results ug/L
TPPH as Gas	50	N.D.
Methyl t-Butyl Ether	2.5	N.D.
Benzene	0.50	N.D.
Toluene	0.50	N.D.
Ethyl Benzene	0.50	N.D.
Xylenes (Total)	0.50	N.D.
Chromatogram Pattern:		
Surrogates	Control Limits %	% Recovery
Trifluorotoluene	70 130	70

Analytes reported as N.D. were not present above the stated limit of detection.

SEQUOIA ANALYTICAL - ELAP #1210

Peggy Penner
Project Manager



Sequoia Analytical

680 Chesapeake Drive
404 N Wiget Lane
819 Striker Avenue, Suite 8

Redwood City, CA 94063
Walnut Creek, CA 94598
Sacramento, CA 95834

(650) 364-9600
(510) 988-9600
(916) 921-9600


FAX (650) 364-9233
FAX (510) 988-9673
FAX (916) 921-0100

Blaine Tech Services 1680 Rogers Avenue San Jose, CA 95112	Client Proj. ID: Chevron 9-1583/980122-T2 Sample Descript: MW-5 Matrix: LIQUID Analysis Method: 8015Mod/8020 Lab Number: 9801C99-05	Sampled: 01/22/98 Received: 01/23/98 Analyzed: 01/28/98 Reported: 02/02/98
Attention: Fran Thie		
QC Batch Number: GC012898BTEX04A		
Instrument ID: GCHP4		

Analyte	Detection Limit ug/L	Sample Results ug/L
TPPH as Gas	50	N.D.
Methyl t-Butyl Ether	2.5	N.D.
Benzene	0.50	N.D.
Toluene	0.50	N.D.
Ethyl Benzene	0.50	N.D.
Xylenes (Total)	0.50	N.D.
Chromatogram Pattern:		
Surrogates	Control Limits %	% Recovery
Trifluorotoluene	70 130	75

Analytes reported as N.D. were not present above the stated limit of detection.

SEQUOIA ANALYTICAL - ELAP #1210



Peggy Penner
Project Manager



Sequoia Analytical

680 Chesapeake Drive
404 N Wiget Lane
819 Striker Avenue, Suite 8

Redwood City, CA 94063
Walnut Creek, CA 94598
Sacramento, CA 95834

(650) 364-9600
(510) 988-9600
(916) 921-9600

FAX (650) 364-9233
FAX (510) 988-9673
FAX (916) 921-0100


Blaine Tech Services 1680 Rogers Avenue San Jose, CA 95112	Client Proj. ID: Chevron 9-1583/980122-T2 Sample Descript: MW-6 Matrix: LIQUID Analysis Method: 8015Mod/8020 Lab Number: 9801C99-06	Sampled: 01/22/98 Received: 01/23/98 Analyzed: 01/28/98 Reported: 02/02/98
--	---	---

QC Batch Number: GC012898BTEX04A
Instrument ID: GCHP4

Analyte	Detection Limit ug/L	Sample Results ug/L
TPPH as Gas	50	N.D.
Methyl t-Butyl Ether	2.5	200
Benzene	0.50	N.D.
Toluene	0.50	N.D.
Ethyl Benzene	0.50	N.D.
Xylenes (Total)	0.50	N.D.
Chromatogram Pattern:		
Surrogates	Control Limits %	% Recovery
Trifluorotoluene	70 130	81

Analytes reported as N.D. were not present above the stated limit of detection.

SEQUOIA ANALYTICAL - ELAP #1210



Peggy Renner
Project Manager



Sequoia Analytical


680 Chesapeake Drive	Redwood City, CA 94063	(650) 364-9600	FAX (650) 364-9233
404 N. Wiget Lane	Walnut Creek, CA 94598	(510) 988-9600	FAX (510) 988-9673
819 Striker Avenue, Suite 8	Sacramento, CA 95834	(916) 921-9600	FAX (916) 921-0100

Blaine Tech Services	Client Proj. ID: Chevron 9-1583/980122-T2	Sampled: 01/22/98
1680 Rogers Avenue	Sample Descript: MW-7	Received: 01/23/98
San Jose, CA 95112	Matrix: LIQUID	
	Analysis Method: 8015Mod/8020	Analyzed: 01/28/98
Attention: Fran Thie	Lab Number: 9801C99-07	Reported: 02/02/98
QC Batch Number: GC012898BTEX04A		
Instrument ID: GCHP4		

Analyte	Detection Limit ug/L	Sample Results ug/L
TPPH as Gas	50	N.D.
Methyl t-Butyl Ether	2.5	400
Benzene	0.50	N.D.
Toluene	0.50	N.D.
Ethyl Benzene	0.50	N.D.
Xylenes (Total)	0.50	N.D.
Chromatogram Pattern:		
Surrogates	Control Limits %	% Recovery
Trifluorotoluene	70 130	82

Analytes reported as N.D were not present above the stated limit of detection.

SEQUOIA ANALYTICAL - ELAP #1210



Peggy Penner
Project Manager



**Sequoia
Analytical**

680 Chesapeake Drive
404 N Wiget Lane
819 Striker Avenue, Suite 8

Redwood City, CA 94063
Walnut Creek, CA 94598
Sacramento, CA 95834

(650) 364-9600
(510) 988-9600
(916) 921-9600

FAX (650) 364-9233
FAX (510) 988-9673
FAX (916) 921-0100

Blaine Tech Services
1680 Rogers Avenue
San Jose, CA 95112

Attention: Fran Thie

Client Proj. ID: Chevron 9-1583/980122-T2
Sample Descript: MW-7
Matrix: LIQUID
Analysis Method: EPA 8015 Mod
Lab Number: 9801C99-07

Sampled: 01/22/98
Received: 01/23/98
Extracted: 01/27/98
Analyzed: 01/28/98
Reported: 02/02/98

QC Batch Number: GC0126980HBPEXA
Instrument ID: GCHP4A

Fuel Fingerprint : Motor Oil

Analyte	Detection Limit ug/L	Sample Results ug/L
Extractable HC as Motor Oil Chromatogram Pattern:	500	N.D.
Surrogates	Control Limits %	% Recovery
n-Pentacosane (C25)	50 150	112

Analytes reported as N.D. were not present above the stated limit of detection.

SEQUOIA ANALYTICAL - ELAP #1210

Peggy Penner
Project Manager



Sequoia Analytical

680 Chesapeake Drive	Redwood City, CA 94063	(650) 364-9600	FAX (650) 364-9233
404 N Wiget Lane	Walnut Creek, CA 94598	(510) 988-9600	FAX (510) 988-9673
819 Striker Avenue, Suite 8	Sacramento, CA 95834	(916) 921-9600	FAX (916) 921-0100

Blaine Tech Services
1680 Rogers Avenue
San Jose, CA 95112

Client Proj. ID: Chevron 9-1583/980122-T2
Sample Descript: MW-8
Matrix: LIQUID
Analysis Method: 8015Mod/8020
Lab Number: 9801C99-08

Sampled: 01/22/98
Received: 01/23/98
Analyzed: 01/28/98
Reported: 02/02/98


Attention: Fran Thie

QC Batch Number: GC012898BTEX04A
Instrument ID: GCHP4

Analyte	Detection Limit ug/L	Sample Results ug/L
TPPH as Gas	50	1900
Methyl t-Butyl Ether	2.5	780
Benzene	0.50	5.5
Toluene	0.50	8.3
Ethyl Benzene	0.50	120
Xylenes (Total)	0.50	17
Chromatogram Pattern:		Gas
Surrogates	Control Limits %	% Recovery
Trifluorotoluene	70 130	144 Q

Analytes reported as N.D. were not present above the stated limit of detection.

SEQUOIA ANALYTICAL - ELAP #1210


Peggy Penner
Project Manager



**Sequoia
Analytical**

680 Chesapeake Drive
404 N Wiget Lane
819 Striker Avenue, Suite 8

Redwood City, CA 94063
Walnut Creek, CA 94598
Sacramento, CA 95834

(650) 364-9600
(510) 988-9600
(916) 921-9600

FAX (650) 364-9233
FAX (510) 988-9673
FAX (916) 921-0100

Blaine Tech Services
1680 Rogers Avenue
San Jose, CA 95112

Client Proj. ID: Chevron 9-1583/980122-T2
Sample Descript: MW-8
Matrix: LIQUID
Analysis Method: EPA 8015 Mod
Lab Number: 9801C99-08

Sampled: 01/22/98
Received: 01/23/98
Extracted: 01/27/98
Analyzed: 01/28/98
Reported: 02/02/98

Attention: Fran Thie


QC Batch Number: GC0126980HBPEXA
Instrument ID: GCHP4A

Fuel Fingerprint : Motor Oil

Analyte	Detection Limit ug/L	Sample Results ug/L
Extractable HC as Motor Oil Chromatogram Pattern:	500	N.D.
Surrogates	Control Limits %	% Recovery
n-Pentacosane (C25)	50 150	103

Analytes reported as N.D were not present above the stated limit of detection.

SEQUOIA ANALYTICAL - ELAP #1210


Peggy Penner
Project Manager



Sequoia Analytical

680 Chesapeake Drive
404 N. Wiget Lane
819 Striker Avenue, Suite 8

Redwood City, CA 94063
Walnut Creek, CA 94598
Sacramento, CA 95834

(650) 364-9600
(510) 988-9600
(916) 921-9600

FAX (650) 364-9233
FAX (510) 988-9673
FAX (916) 921-0100

Blaine Tech Services
1680 Rogers Avenue
San Jose, CA 95112

Client Proj. ID: Chevron 9-1583/980122-T2
Sample Descript: TB
Matrix: LIQUID
Analysis Method: 8015Mod/8020
Lab Number: 9801C99-09

Sampled: 01/22/98
Received: 01/23/98
Analyzed: 01/29/98
Reported: 02/02/98


Attention: Fran Thie

QC Batch Number: GC012998BTEX04A
Instrument ID: GCHP4

Analyte	Detection Limit ug/L	Sample Results ug/L
TPPH as Gas	50	N.D.
Methyl t-Butyl Ether	2.5	N.D.
Benzene	0.50	N.D.
Toluene	0.50	N.D.
Ethyl Benzene	0.50	N.D.
Xylenes (Total)	0.50	N.D.
Chromatogram Pattern:		
Surrogates	Control Limits %	% Recovery
Trifluorotoluene	70 130	80

Analytes reported as N.D. were not present above the stated limit of detection

SEQUOIA ANALYTICAL - ELAP #1210


Peggy Penner
Project Manager



Sequoia Analytical

680 Chesapeake Drive
404 N. Wiget Lane
819 Striker Avenue, Suite 8

Redwood City, CA 94063
Walnut Creek, CA 94598
Sacramento, CA 95834

(650) 364-9600
(510) 988-9600
(916) 921-9600

FAX (650) 364-9233
FAX (510) 988-9673
FAX (916) 921-0100

Blaine Tech Services, Inc.
1680 Rogers Ave.
San Jose, CA 95112
Attention: Fran Thie

Client Project ID: Chevron 9-1583 / 980122-T2
Matrix: Liquid

Work Order #: 9801C99 -01-09

Reported: Feb 4, 1998

QUALITY CONTROL DATA REPORT

Analyte:	Benzene	Toluene	Ethyl Benzene	Xylenes	Gas
QC Batch#:	GC012898802004A	GC012898802004A	GC012898802004A	GC012898802004A	GC012898802004A
Analy. Method:	EPA 8020	EPA 8020	EPA 8020	EPA 8020	EPA 8015M
Prep. Method:	EPA 5030	EPA 5030	EPA 5030	EPA 5030	EPA 5030

Analyst:	S.L.	S.L.	S.L.	S.L.	S.L.
MS/MSD #:	98010685	98010685	98010685	98010685	-
Sample Conc.:	N.D.	N.D.	N.D.	N.D.	-
Prepared Date:	1/28/98	1/28/98	1/28/98	1/28/98	-
Analyzed Date:	1/28/98	1/28/98	1/28/98	1/28/98	-
Instrument I.D.#:	GC4	GC4	GC4	GC4	-
Conc. Spiked:	20 µg/L	20 µg/L	20 µg/L	60 µg/L	-
Result:	16.2	17	18	55.1	-
MS % Recovery:	81	85	90	92	-
Dup. Result:	17	17.8	18.9	57.5	-
MSD % Recov.:	85	89	95	96	-
RPD:	4.8	4.6	4.9	4.3	-
RPD Limit:	0-25	0-25	0-25	0-25	-

LCS #:	LCS012898	LCS012898	LCS012898	LCS012898	LCS012898
Prepared Date:	1/28/98	1/28/98	1/28/98	1/28/98	1/28/98
Analyzed Date:	1/28/98	1/28/98	1/28/98	1/28/98	1/28/98
Instrument I.D.#:	GC4	GC4	GC4	GC4	GC4
Conc. Spiked:	20 µg/L	20 µg/L	20 µg/L	60 µg/L	500 µg/L
LCS Result:	16.2	17.3	15.5	56.7	415
LCS % Recov.:	81	87	78	95	83

MS/MSD	60-140	60-140	60-140	60-140	60-140
LCS	70-130	70-130	70-130	70-130	70-130
Control Limits					

SEQUOIA ANALYTICAL
Elep #2142

Peggy Peader
Project Manager

Please Note:

The LCS is a control sample of known, interferent-free matrix that is analyzed using the same reagents, preparation, and analytical methods employed for the samples. The matrix spike is an aliquot of sample fortified with known quantities of specific compounds and subjected to the entire analytical procedure. If the recovery of analytes from the matrix spike does not fall within specified control limits due to matrix interference, the LCS recovery is to be used to validate the batch.

** MS=Matrix Spike, MSD=MS Duplicate, RPD=Relative % Difference

9801C99.BLA <1>



Sequoia Analytical

680 Chesapeake Drive
404 N Wiget Lane
819 Striker Avenue, Suite 8

Redwood City, CA 94063
Walnut Creek, CA 94598
Sacramento, CA 95834

(650) 364-9600
(510) 988-9600
(916) 921-9600

FAX (650) 364-9233
FAX (510) 988-9673
FAX (916) 921-0100

Blaine Tech Services, Inc.
1680 Rogers Ave.
San Jose, CA 95112
Attention: Fran Thie

Client Project ID: Chevron 9-1583 / 980122-T2
Matrix: Liquid

Work Order #: 9801C99-07-08

Reported: Feb 4, 1998

QUALITY CONTROL DATA REPORT

Analyte: Diesel

QC Batch#: GC0126980HBPEXA
Analy. Method: EPA 8015M
Prep. Method: EPA 3510

Analyst: D. Lockhart
MS/MSD #: BLK012698
Sample Conc.: N.D.
Prepared Date: 1/26/98
Analyzed Date: 1/27/98
Instrument I.D.#: GCHP4
Conc. Spiked: 1000 µg/L

Result: 690
MS % Recovery: 69

Dup. Result: 850
MSD % Recov.: 85

RPD: 21
RPD Limit: 0-50

LCS #: BLK012798

Prepared Date: 1/27/98
Analyzed Date: 1/27/98
Instrument I.D.#: GCHP4
Conc. Spiked: 1000 µg/L

LCS Result: 840
LCS % Recov.: 84

MS/MSD 50-150
LCS 60-140
Control Limits

SEQUOIA ANALYTICAL

Peggy Fenner
Project Manager

Please Note:

The LCS is a control sample of known, interferent-free matrix that is analyzed using the same reagents, preparation, and analytical methods employed for the samples. The matrix spike is an aliquot of sample fortified with known quantities of specific compounds and subjected to the entire analytical procedure. If the recovery of analytes from the matrix spike does not fall within specified control limits due to matrix interference, the LCS recovery is to be used to validate the batch.

** MS=Matrix Spike, MSD=MS Duplicate, RPD=Relative % Difference

9801C99.BLA <2>



Sequoia
Analytical

680 Chesapeake Drive
404 N Wiget Lane
819 Striker Avenue, Suite 8

Redwood City, CA 94063
Walnut Creek, CA 94598
Sacramento, CA 95834

(650) 364-9600
(510) 988-9600
(916) 921-9600

FAX (650) 364-9233
FAX (510) 988-9673
FAX (916) 921-0100

Blaine Tech Services
1680 Rogers Avenue
San Jose, CA 95112
Attention: Fran Thie

Client Proj. ID: Chevron 9-1583/980122-T2

Received: 01/23/98

Lab Proj. ID: 9801C99

Reported: 02/02/98

LABORATORY NARRATIVE

In order to properly interpret this report, it must be reproduced in its entirety. This report contains a total of 14 pages including the laboratory narrative, sample results, quality control, and related documents as required (cover page, COC, raw data, etc.).

SEQUOIA ANALYTICAL

Peggy Penner
Project Manager

Fax copy of Lab Report and COC to Chevron Contact: Yes No

9801C99

Chain-of-Custody-Record

Chevron U.S.A. Inc. P.O. BOX 5004 San Ramon, CA 94583 FAX (415)842-9591	Chevron Facility Number <u>9-1583</u>	Chevron Contact (Name) <u>Phil Briggs</u> (Phone) <u>(510) 842-9136</u>
	Facility Address <u>5509 Martin Luther King Jr. Way, Oakland, CA</u>	Laboratory Name _____
	Consultant Project Number <u>980122-T2</u>	Laboratory Release Number <u>9034796</u>
	Consultant Name <u>Blaine Tech Services, Inc.</u>	Samples Collected by (Name) <u>Michael</u>
	Address <u>1680 Rogers Ave., San Jose, CA 95112</u>	Collection Date <u>1/22/98</u>
Project Contact (Name) <u>Fran Thie</u>	Signature <u>m/for/all</u>	(Phone) <u>(408) 573-0555</u> (Fax Number) <u>(408) 573-7771</u>

Sample Number	Lab Sample Number	Number of Containers	Matrix S = Soil W = Water A = Air C = Charcoal	Type C = Grab C = Composite D = Discrete	Time	Sample Preservation	Iced (Yes or No)	Analytes To Be Performed											Remarks	
								BIEX + TPH GAS ANALYSIS (8020 + 8015)	TPH Diesel (8015)	Oil and Grease (5520)	Purgeable Halocarbons (8010)	Purgeable Aromatics (8020)	Purgeable Organics (8240)	Extractable Organics (8270)	Metals Cd, Cr, Pb, Zn, Ni (ICAP or AA)	Metal Oil				
MW1	01	3	W		1420	HCL	Y	X												
MW2	02	3			1322			X												
MW3	03	3			1435			X												
MW4	04	3			1405			X												
MW5	05	3			1310			X												
MW6	06	3			1255			X												
MW7	07	5			1340			X												
MW8	08	5			1450			X												
TB	09	2						X												

DO NOT BILL FOR TB-LB

5 23 2 25

Relinquished By (Signature) <u>m/for/all</u>	Organization <u>BTS</u>	Date/Time <u>12:15 PM 1/23/98</u>	Received By (Signature) <u>[Signature]</u>	Organization <u>CHEVRON</u>	Date/Time <u>12:15 1/23/98</u>	Turn Around Time (Circle Choice) 24 Hrs. 48 Hrs. 5 Days 10 Days As Contracted
Relinquished By (Signature) <u>[Signature]</u>	Organization _____	Date/Time <u>1/23/98</u>	Received By (Signature) _____	Organization _____	Date/Time _____	
Relinquished By (Signature) _____	Organization _____	Date/Time _____	Received For Laboratory By (Signature) <u>Semi Deans</u>	Date/Time <u>1/23/98 1425</u>		

COC-3.DWG/03 91/HCH

Field Data Sheets

CHEVRON WELL MONITORING DATA SHEET

Project #: 980122-72	Station #: 09-1583
Sampler: M1	Date: 1/22
Well I.D.: MW1	Well Diameter: 2 <u>3</u> 4 6 8 _____
Total Well Depth: 1955	Depth to Water: 8.22
Depth to Free Product:	Thickness of Free Product (feet):
Referenced to: <u>PVC</u> Grade	D.O. Meter (if req'd): YSI HACH

Well Diameter	Multiplier	Well Diameter	Multiplier
2"	0.16	5"	1.02
3"	0.37	6"	1.47
4"	0.65	Other	radius ² * 0.163

Purge Method: Bailer Sampling Method: Bailer
 Disposable Bailer Disposable Bailer &
 Middleburg Extraction Port
 Electric Submersible^X Other: _____
 Extraction Pump

Other: _____

<u>4.2</u>	x	<u>3</u>	=	<u>12.6</u>	Gals.
1 Case Volume (Gals.)		Specified Volumes		Calculated Volume	

Time	Temp (°F)	pH	Cond.	Gals. Removed	Observations
14:15	62.9	6.8	410	5	slight odor
14:16	63.0	6.7	413	10	" "
14:17	63.3	6.6	421	15	" "

Did well dewater? Yes No Gallons actually evacuated: 15

Sampling Time: 1420 Sampling Date: 1/22

Sample I.D.: MW1 Laboratory: Sequoia GTEL N. Creek Assoc. Labs

Analyzed for: TPH-G BTEX MTBE TPH-D Other:

Duplicate I.D.: Analyzed for: TPH-G BTEX MTBE TPH-D Other:

D.O. (if req'd):	Pre-purge:	mg/L	Post-purge:	mg/L
O.R.P. (if req'd):	Pre-purge:	mV	Post-purge:	mV

CHEVRON WELL MONITORING DATA SHEET

Project #: 980122-T2	Station #: 9-1583
Sampler: M1	Date: 1/22
Well I.D.: MW2	Well Diameter: 2 <input type="radio"/> 4 <input checked="" type="radio"/> 6 <input type="radio"/> 8 <input type="checkbox"/>
Total Well Depth: 18.79	Depth to Water: 0.75
Depth to Free Product:	Thickness of Free Product (feet):
Referenced to: PVC Grade	D.O. Meter (if req'd): YSI HACH

Well Diameter	Multiplier	Well Diameter	Multiplier
2"	0.16	5"	1.02
3"	0.37	6"	1.47
4"	0.65	Other	radius ² * 0.163

Purge Method: Bailer Disposable Bailer Middleburg Electric Submersible Extraction Pump Other: _____

Sampling Method: Bailer Disposable Bailer Extraction Port Other: _____

3.7	x	3	=	11.1	Gals.
1 Case Volume (Gals.)		Specified Volumes		Calculated Volume	

Time	Temp (°F)	pH	Cond.	Gals. Removed	Observations
1316	63.6	6.8	766	4	
1317	63.2	6.7	741	8	
1318	63.3	6.6	730	12	

Did well dewater? Yes No Gallons actually evacuated: 12

Sampling Time: 1322 Sampling Date: 1/22

Sample I.D.: MW2 Laboratory: Sequoia GTEL N. Creek Assoc. Labs

Analyzed for: TPH-G BTEX MTBE TPH-D Other:

Duplicate I.D.: Analyzed for: TPH-G BTEX MTBE TPH-D Other:

D.O. (if req'd):	Pre-purge:	mg/L	Post-purge:	mg/L
O.R.P. (if req'd):	Pre-purge:	mV	Post-purge:	mV

CHEVRON WELL MONITORING DATA SHEET

Project #: 98012L-T2	Station #: 9-1583
Sampler: M1	Date: 1/22
Well I.D.: MW3	Well Diameter: 2 <input checked="" type="checkbox"/> 4 6 8 _____
Total Well Depth: 19.55	Depth to Water: 9.65
Depth to Free Product:	Thickness of Free Product (feet):
Referenced to: <u>PVC</u> Grade	D.O. Meter (if req'd): YSI HACH

Well Diameter	Multiplier	Well Diameter	Multiplier
2"	0.16	5"	1.02
3"	0.37	6"	1.47
4"	0.65	Other	radius ² * 0.163

Purge Method:	Sampling Method:
Bailer	Bailer <input checked="" type="checkbox"/>
Disposable Bailer	Disposable Bailer
Middleburg	Extraction Port
Electric Submersible <input checked="" type="checkbox"/>	Other: _____
Extraction Pump	
Other: _____	

<u>3.7</u>	x	<u>3</u>	=	<u>11.1</u>	Gals.
1 Case Volume (Gals.)		Specified Volumes		Calculated Volume	

Time	Temp (°F)	pH	Cond.	Gals. Removed	Observations
1427	62.3	6.8	342	4	odor
1428	63.0	6.7	312	8	"
1429	63.7	6.7	300	12	"

Did well dewater?	Yes	<input checked="" type="checkbox"/> No	Gallons actually evacuated: 12
Sampling Time: 1435	Sampling Date: 1/22		
Sample I.D.: MW3	Laboratory: <u>Sequoia</u> GTEL N. Creek Assoc. Labs		
Analyzed for: <u>TPH-G BTEX MTBE</u> TPH-D Other:			
Duplicate I.D.:	Analyzed for: TPH-G BTEX MTBE TPH-D Other:		
D.O. (if req'd):	Pre-purge:	mg/L	Post-purge: mg/L
O.R.P. (if req'd):	Pre-purge:	mV	Post-purge: mV

CHEVRON WELL MONITORING DATA SHEET

Project #: 980122-T2	Station #: 9-1583
Sampler: MT	Date: 1/22
Well I.D.: MWA	Well Diameter: <input checked="" type="checkbox"/> 2 <input type="checkbox"/> 3 <input type="checkbox"/> 4 <input type="checkbox"/> 6 <input type="checkbox"/> 8 <input type="checkbox"/> _____
Total Well Depth: 10.00 25.00	Depth to Water: 10.00 9.35
Depth to Free Product:	Thickness of Free Product (feet):
Referenced to: <u>PVC</u> Grade	D.O. Meter (if req'd): YSI HACH

Well Diameter	Multiplier	Well Diameter	Multiplier
2"	0.16	5"	1.02
3"	0.37	6"	1.47
4"	0.65	Other	radius ² * 0.163

Purge Method:	Sampling Method:
<input type="checkbox"/> Bailer <input checked="" type="checkbox"/> Disposable Bailer <input type="checkbox"/> Middleburg <input type="checkbox"/> Electric Submersible <input type="checkbox"/> Extraction Pump Other: _____	<input type="checkbox"/> Bailer <input type="checkbox"/> Disposable Bailer <input type="checkbox"/> Extraction Port Other: _____

2.5	x	3	=	7.5	Gals.
1 Case Volume (Gals.)		Specified Volumes		Calculated Volume	

Time	Temp (°F)	pH	Cond.	Gals. Removed	Observations
13:51	64.1	6.6	581	2.5	
13:55	64.3	6.6	572	5	
13:59	64.5	6.5	522	7.5	

Did well dewater? Yes <input type="checkbox"/> No <input checked="" type="checkbox"/>	Gallons actually evacuated: 7.5
Sampling Time: 1405	Sampling Date: 1/22
Sample I.D.: MWA	Laboratory: <u>Sequoia</u> GTEL N. Creek Assoc. Labs
Analyzed for: <u>TPH-G BTEX MTBE</u> TPH-D Other:	
Duplicate I.D.:	Analyzed for: TPH-G BTEX MTBE TPH-D Other:
D.O. (if req'd):	Pre-purge: <input type="text"/> mg/L Post-purge: <input type="text"/> mg/L
O.R.P. (if req'd):	Pre-purge: <input type="text"/> mV Post-purge: <input type="text"/> mV

CHEVRON WELL MONITORING DATA SHEET

Project #: 980122-T2	Station #: 9-1583
Sampler: V11	Date: 1/22
Well I.D.: MWS	Well Diameter: <input checked="" type="radio"/> 2 3 4 6 8 _____
Total Well Depth: 19.82	Depth to Water: 7.15
Depth to Free Product:	Thickness of Free Product (feet):
Referenced to: <u>PVC</u> Grade	D.O. Meter (if req'd): YSI HACH

Well Diameter	Multiplier	Well Diameter	Multiplier
2"	0.16	5"	1.02
3"	0.37	6"	1.47
4"	0.65	Other	radius ² * 0.163

Purge Method:	Sampling Method:
<input type="checkbox"/> Bailer <input checked="" type="checkbox"/> Disposable Bailer <input type="checkbox"/> Middleburg <input type="checkbox"/> Electric Submersible <input type="checkbox"/> Extraction Pump Other: _____	<input type="checkbox"/> Bailer <input checked="" type="checkbox"/> Disposable Bailer <input type="checkbox"/> Extraction Port Other: _____

<u>2.0</u>	x	<u>3</u>	=	<u>6.0</u> Gals.
1 Case Volume (Gals.)		Specified Volumes		Calculated Volume

Time	Temp (°F)	pH	Cond.	Gals. Removed	Observations
1301	60.9	6.5	461	2	
1304	61.0	6.4	457	4	
1307	61.2	6.4	456	6	

Did well dewater? Yes <u>No</u>	Gallons actually evacuated: <u>6</u>
Sampling Time: <u>1310</u>	Sampling Date: <u>1/22</u>
Sample I.D.: <u>MWS</u>	Laboratory: <u>Sequoia</u> GTEL N. Creek Assoc. Labs
Analyzed for: <u>TPH-G</u> BTEX MTBE TPH-D Other:	
Duplicate I.D.: Analyzed for: TPH-G BTEX MTBE TPH-D Other:	
D.O. (if req'd):	Pre-purge: <u> </u> mg/L Post-purge: <u> </u> mg/L
O.R.P. (if req'd):	Pre-purge: <u> </u> mV Post-purge: <u> </u> mV

CHEVRON WELL MONITORING DATA SHEET

Project #: 980122-T2	Station #: 9-1583
Sampler: MT	Date: 1/22
Well I.D.: MWL	Well Diameter: <input checked="" type="checkbox"/> 3 <input type="checkbox"/> 4 <input type="checkbox"/> 6 <input type="checkbox"/> 8 _____
Total Well Depth: 1990	Depth to Water: 6.70
Depth to Free Product:	Thickness of Free Product (feet):
Referenced to: <u>PVC</u> Grade	D.O. Meter (if req'd): YSI HACH

Well Diameter	Multiplier	Well Diameter	Multiplier
2"	0.16	5"	1.02
3"	0.37	6"	1.47
4"	0.65	Other	radius ² * 0.163

Purge Method:	Sampling Method:
<input type="checkbox"/> Bailer <input type="checkbox"/> Disposable Bailer <input type="checkbox"/> Middleburg <input type="checkbox"/> Electric Submersible <input type="checkbox"/> Extraction Pump Other: _____	<input type="checkbox"/> Bailer <input checked="" type="checkbox"/> Disposable Bailer <input type="checkbox"/> Extraction Port Other: _____

2.1	x	3	=	6.3	Gals.
1 Case Volume (Gals.)		Specified Volumes		Calculated Volume	

Time	Temp (°F)	pH	Cond.	Gals. Removed	Observations
1245	60.0	6.7	510	2.25	
1248	61.6	6.7	491	4.5	
1251	62.1	6.6	465	6.5	

Did well dewater? Yes <input checked="" type="checkbox"/> No <input type="checkbox"/>	Gallons actually evacuated: 6.5
Sampling Time: 1255	Sampling Date: 1/22
Sample I.D.: MWL	Laboratory: <u>Sequicia</u> GTEL N. Creek Assoc. Labs
Analyzed for: <u>TPH-G</u> BTEX MTBE TPH-D Other:	
Duplicate I.D.:	Analyzed for: TPH-G BTEX MTBE TPH-D Other:
D.O. (if req'd):	Pre-purge: _____ mg/L Post-purge: _____ mg/L
O.R.P. (if req'd):	Pre-purge: _____ mV Post-purge: _____ mV

CHEVRON WELL MONITORING DATA SHEET

Project #: 980P22-TL	Station #: 9-1583
Sampler: MV	Date: 1/22
Well I.D.: MWE	Well Diameter: <u>2</u> 3 4 6 8 _____
Total Well Depth: 19.42	Depth to Water: 10.10
Depth to Free Product:	Thickness of Free Product (feet):
Referenced to: <u>RVC</u> Grade	D.O. Meter (if req'd): YSI HACH

Well Diameter	Multiplier	Well Diameter	Multiplier
2"	0.16	5"	1.02
3"	0.37	6"	1.47
4"	0.65	Other	radius ² * 0.163

Purge Method:	Sampling Method:
Bailer	Bailer
Disposable Bailer <input checked="" type="checkbox"/>	Disposable Bailer <input checked="" type="checkbox"/>
Middleburg	Extraction Port
Electric Submersible	Other: _____
Extraction Pump	
Other: _____	

1.5	x	3	=	4.5	Gals.
1 Case Volume (Gals.)		Specified Volumes		Calculated Volume	

Time	Temp (°F)	pH	Cond.	Gals. Removed	Observations
1441	62.8	6.4	851	1.5	Odor, Slick
1444	63.1	6.4	791	2	" "
1446	63.8	6.4	726	4.5	" "

Did well dewater? Yes No Gallons actually evacuated: 4.5

Sampling Time: 1450 Sampling Date: 1/22

Sample I.D.: MWE Laboratory: Sequoia GTEL N. Creek Assoc. Labs

Analyzed for: TPH-G BTEX MTBE TPH-D Other: Motor Oil

Duplicate I.D.: Analyzed for: TPH-G BTEX MTBE TPH-D Other:

D.O. (if req'd):	Pre-purge:	mg/L	Post-purge:	mg/L
O.R.P. (if req'd):	Pre-purge:	mV	Post-purge:	mV